

AMERICH®

CONTURA III 6632

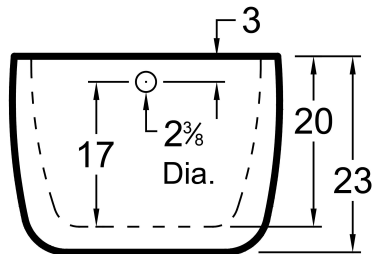
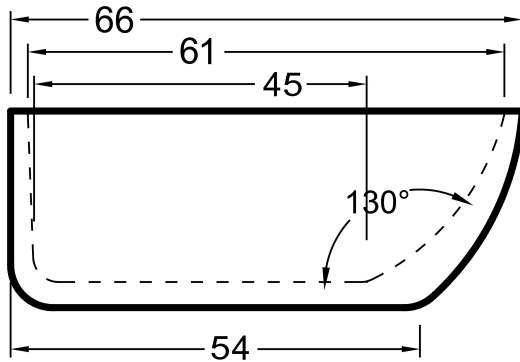
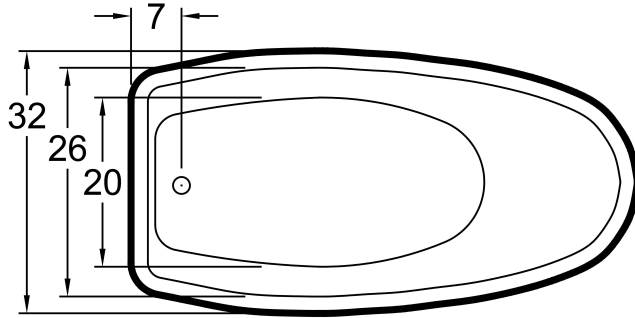


DIMENSIONS

66 x 32 x 23 deep (1676 x 813 x 584 mm)
Gallon to Overflow = 60 (Liters = 227)
Factory installed integral drain.

MATERIAL

Acrylic



TUB FLOOR

Non-Textured

UNDERMOUNT: NO

This tub is not designed for undermount installation.

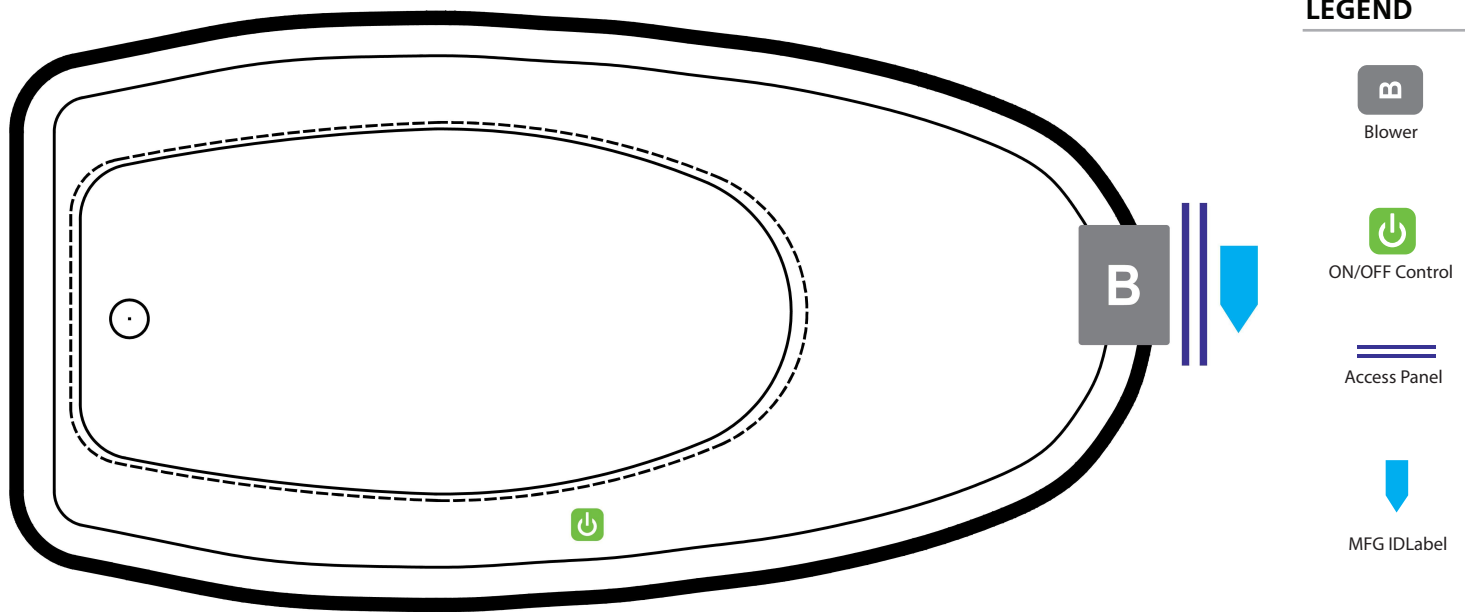
APPROVALS & COMPLIANCE



Americh products meet or exceed the following standards:

- Underwriters Laboratories (UL)
- Underwriters Laboratories - Canada (cUL)
- ANSI Z124.1 • ANSI A112-19.7
- ANSI A112.19.8

Contact Americh for additional approvals.



Airbath System II

Factory installed blower may only be placed in this location.

STANDARD EQUIPMENT

- Integral Waste & Overflow
- Lift Bag Included

OPTIONAL ACCESSORIES

- Chromatherapy
- Linear Waste & Overflow Upgrade
- Pillow: 12"
- Remote Control Upgrade

INSTALLATION TIPS

- Install according to Owner's Manual and local codes.
- Always consult your local plumber for recommendations as installations will vary.
- The bath must be secured to the floor by applying a bead of silicone around the base (which can be cut in future should there be a need to access to the plumbing).
- Installation must be carried out according to the manufacturer instructions.
- Hot water supply should be 65-75% of tub capacity or greater.

ELECTRICAL REQUIREMENTS

Americh recommends one 20 amp ground fault circuit interrupter (GFCI) for each power supply provided with the bathtub.