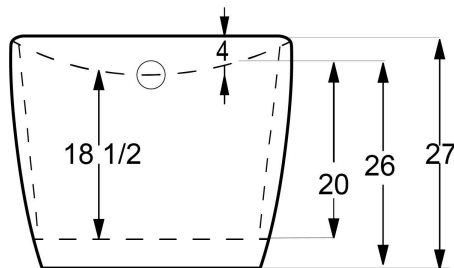
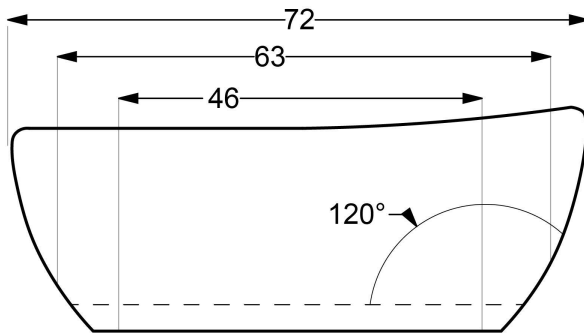
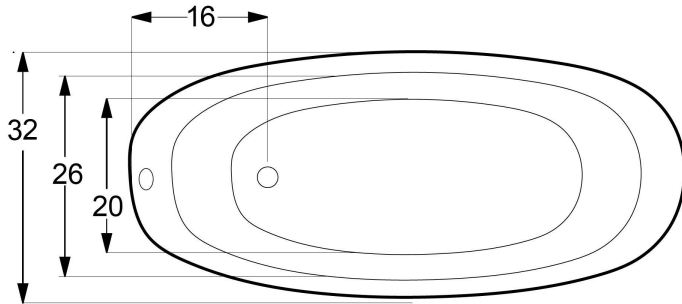


AMERICH®

CONTURA 7232



DIMENSIONS

72 x 32 x 28 deep (1829 x 813 x 711 mm)
Gallon to Overflow = 80 (Liters = 303)
Factory installed integral drain.

MATERIAL

Acrylic

TUB FLOOR

Non-Textured

UNDERMOUNT: NO

This tub is not designed for undermount installation.

APPROVALS & COMPLIANCE



Americh products meet or exceed the following standards:

- Underwriters Laboratories (UL)
- Underwriters Laboratories - Canada (cUL)
- ANSI Z124.1 • ANSI A112-19.7
- ANSI A112.19.8

Contact Americh for additional approvals.

★ Made in the USA

All bathtub dimensions are ± 1/2"

Last Update 4/23/24
Always check our website for the most updated specifications: [Americh.com](https://www.americh.com)

LEGEND



Blower



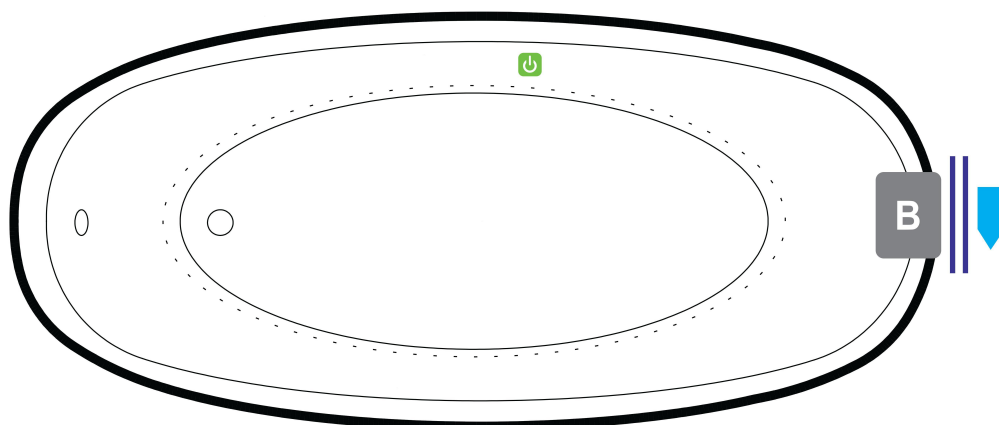
ON/OFF Control



Access Panel



MFG IDLabel



Airbath System II

Factory installed blower may only be placed in this location.

STANDARD EQUIPMENT

- Integral Waste & Overflow
- Lift Bag Included

OPTIONAL ACCESSORIES

- Chromatherapy
- Linear Waste & Overflow Upgrade
- Pillow: 12"
- Remote Control Upgrade

INSTALLATION TIPS

- Install according to Owner's Manual and local codes.
- Always consult your local plumber for recommendations as installations will vary.
- The bath must be secured to the floor by applying a bead of silicone around the base (which can be cut in future should there be a need to access to the plumbing).
- Installation must be carried out according to the manufacturer instructions.
- Hot water supply should be 65-75% of tub capacity or greater.

ELECTRICAL REQUIREMENTS

Americh recommends one 20 amp ground fault circuit interrupter (GFCI) for each power supply provided with the bathtub.