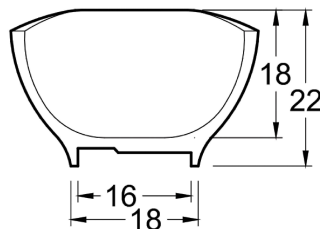
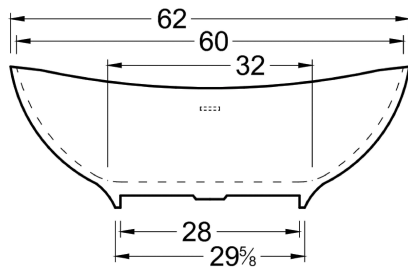
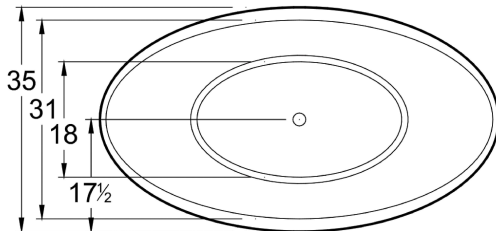


## ATHENS 6334



### DIMENSIONS

63 x 34 x 22 deep (1600 x 864 x 559 mm)  
 Weight of tub = 335 lbs (152 kg)  
 Gallons to overflow = 52 (Liters = 197)

### MATERIAL

Solid Surface/Mineral Cast

### TUB FLOOR

Non-Textured

### UNDERMOUNT: NO

This tub is not designed for undermount installation.

### APPROVALS & COMPLIANCE



Americh products meet or exceed the following standards:

- Underwriters Laboratories (UL)
- Underwriters Laboratories - Canada (cUL)
- ANSI Z124.1 • ANSI A112-19.7
- ANSI A112.19.8

Contact Americh for additional approvals.

### FEATURES

Available in Glossy White and Matte White

Integral linear waste & overflow with toe touch drain in PC

### OPTIONAL ACCESSORIES

Toe Touch Drain Upgrade - (PB,PN,SN,ORB)  
 Optional Linear Overflow Plate - (PB,PC,PN,SN,ORB)  
 Other colors available