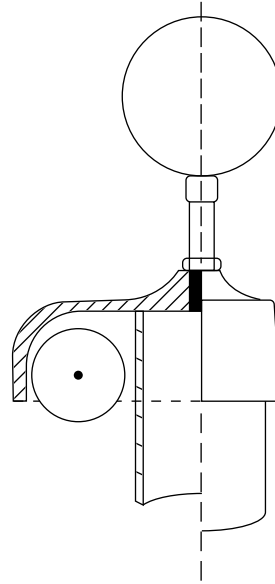
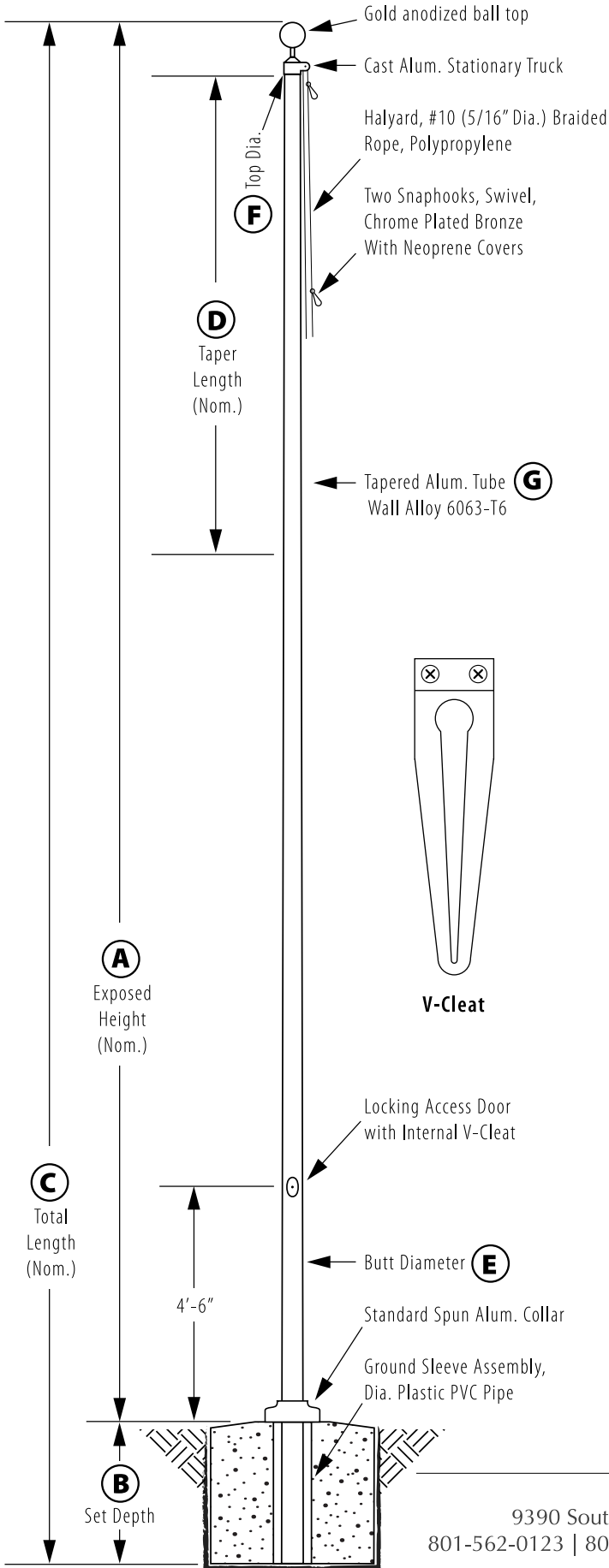
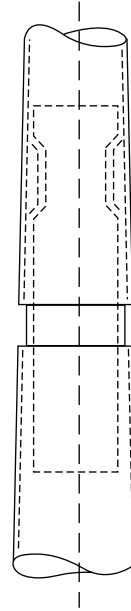


Internal V-Cleat - Ground Set

Model # IVC20B31-AD



Stationary Truck Detail
Cast Aluminum Body



All shafts with overall length of 33' or more are shipped in **two sections**

1-1/2" maximum shop gap allowed for field fitting (ram for tight joint)

Joint occurs on 2 or more piece flagpoles.

Customer Name:

Rep Name:

Architect Name:

Project:

Location:

PO Number:

Quantity:

Notes:

A - Exposed Height	20 ft.
B - Set Depth	2 ft.
C - Total Length	22 ft.
D - Taper	6 ft. 3 in.
E - Butt Diameter	3 in.
F - Top Diameter	1 7/8 in.
G - Wall Thickness	0.125 in.

Finish:
Anodized, Dark Bronze

Piece: 1

Accessories:
Gold anodized ball top, standard collar