

# External Revolving - Ground Set

Model # ESR45D82-02

Customer Name:

Rep Name:

Architect Name:

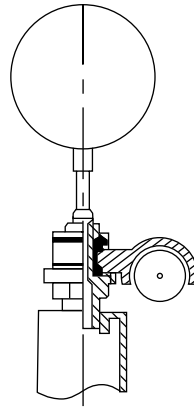
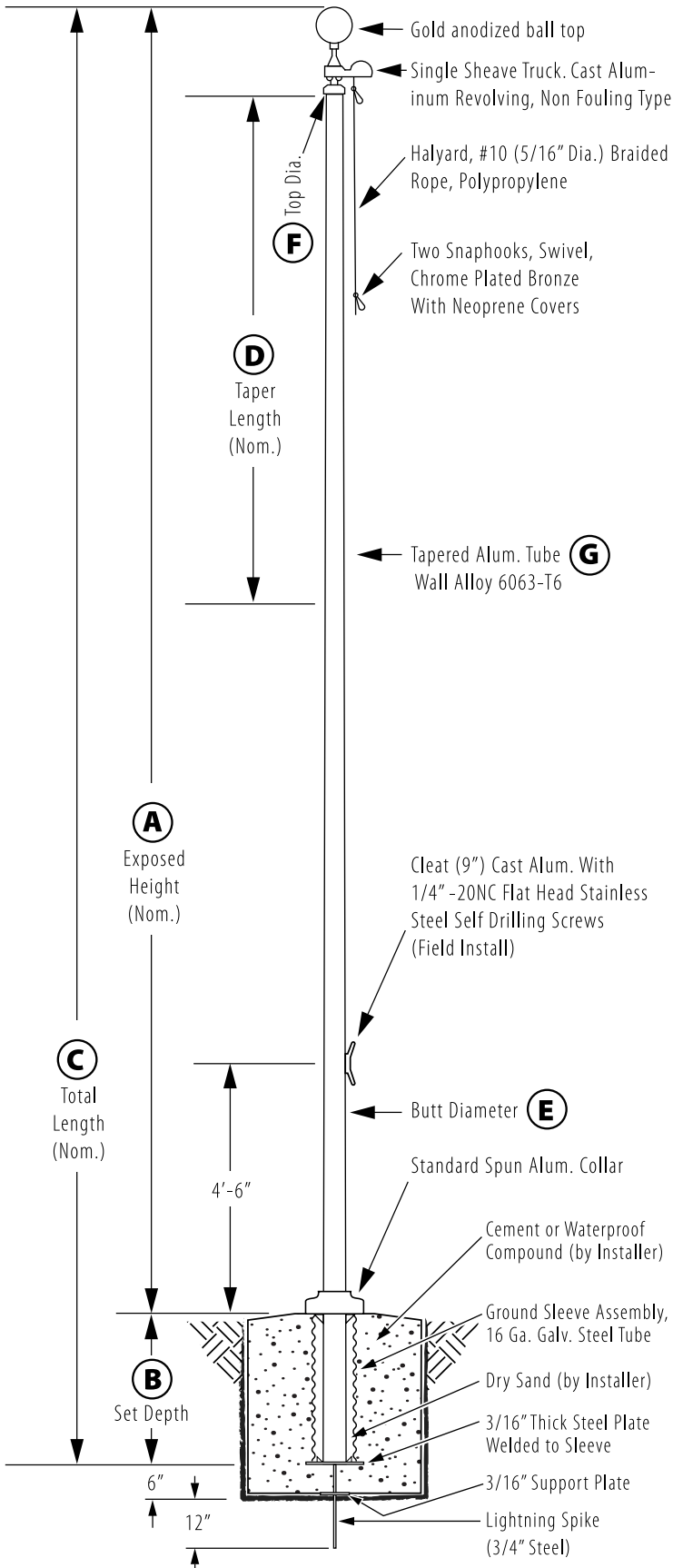
Project:

Location:

PO Number:

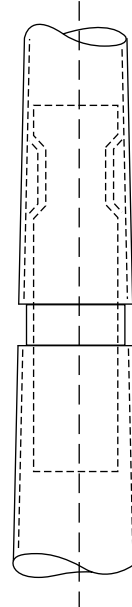
Quantity:

Notes:



## Truck Detail

Aluminum body, Stainless Steel Ball Bearings, Aluminum Sheave, Cast Aluminum Spindle



All shafts with overall length of 33' or more are shipped in **two sections**

1-1/2" maximum shop gap allowed for field fitting (ram for tight joint)

Joint occurs on 2 or more piece flagpoles.

<b>A - Exposed Height</b>	45 ft.
<b>B - Set Depth</b>	4 ft. 6 in.
<b>C - Total Length</b>	49 ft. 6 in.
<b>D - Taper</b>	22 ft.
<b>E - Butt Diameter</b>	8 in.
<b>F - Top Diameter</b>	4 in.
<b>G - Wall Thickness</b>	0.188 in.

**Finish:**  
Satin Aluminum, 80 Grit

**Piece: 2**

**Accessories:**  
Gold anodized ball top, standard collar