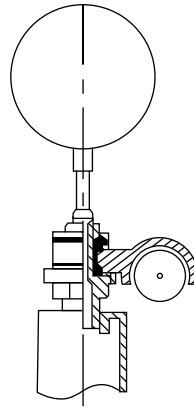
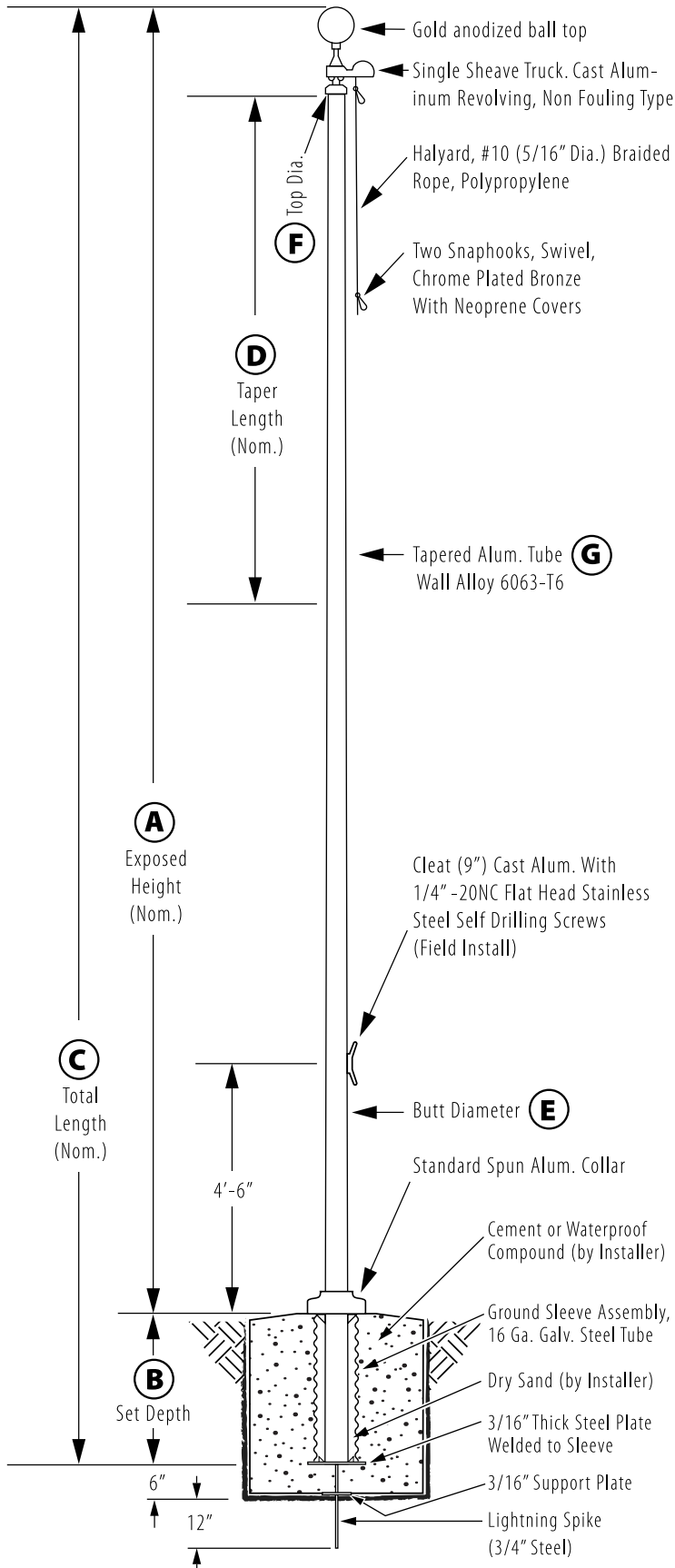


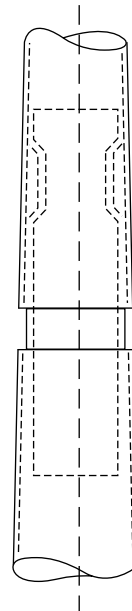
External Revolving - Ground Set

Model # ESR30D52-AA



Truck Detail

Aluminum body, Stainless Steel Ball Bearings, Aluminum Sheave, Cast Aluminum Spindle



All shafts with overall length of 33' or more are shipped in **two sections**

1-1/2" maximum shop gap allowed for field fitting (ram for tight joint)

Joint occurs on 2 or more piece flagpoles.

Customer Name:

Rep Name:

Architect Name:

Project:

Location:

PO Number:

Quantity:

Notes:

A - Exposed Height	30 ft.
B - Set Depth	3 ft.
C - Total Length	33 ft.
D - Taper	11 ft.
E - Butt Diameter	5 in.
F - Top Diameter	3 in.
G - Wall Thickness	0.188 in.

Finish:
Anodized, Clear

Piece: 2

Accessories:
Gold anodized ball top
standard collar