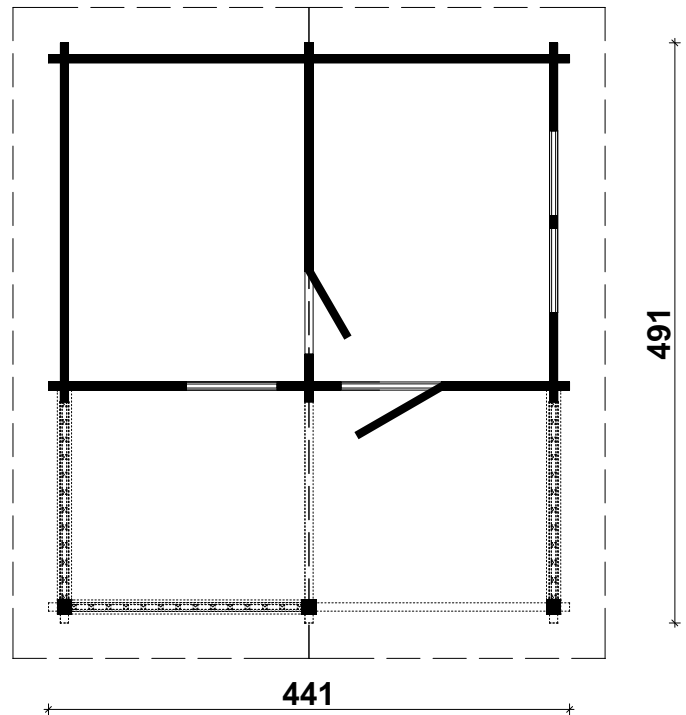
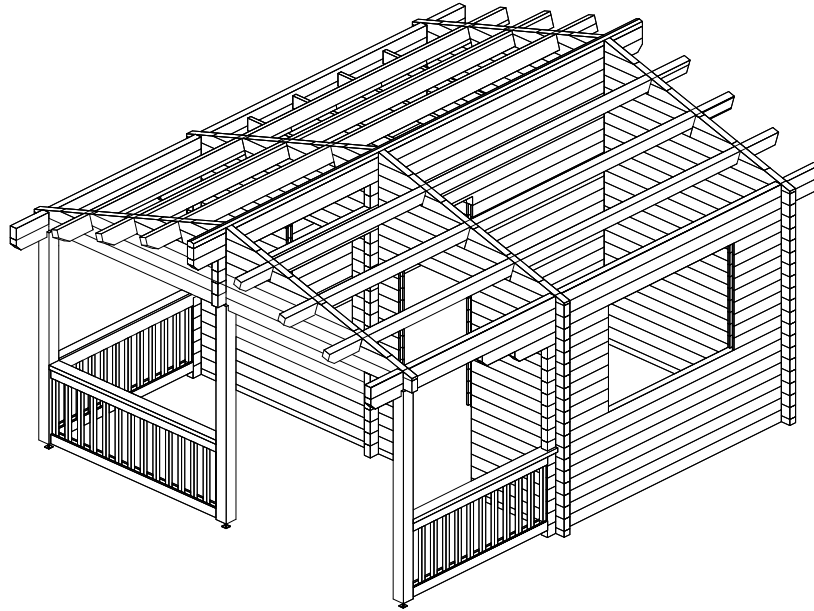


Techn. Data: Sauna Tervo

Log length (W x D): 441 x 491 cm

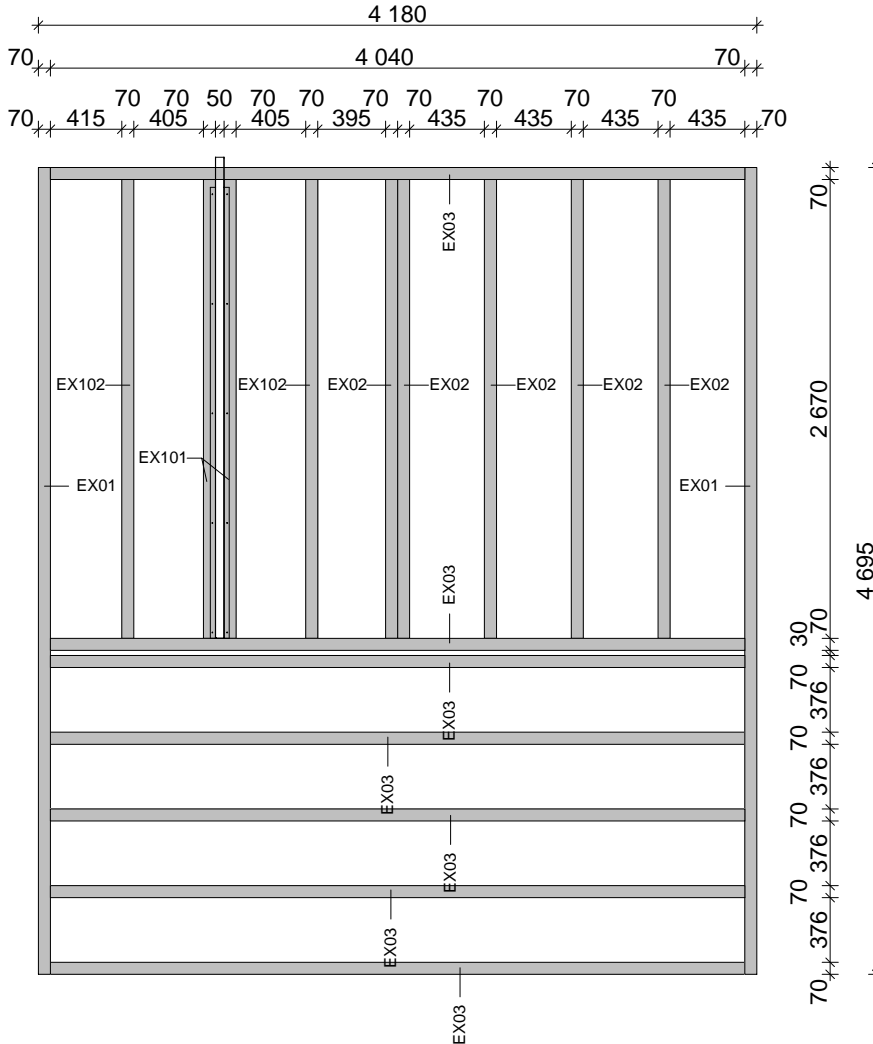
Wall size(outside): 421 x 471 cm-Log thickness: 70 mm



Note: All dimensions are approximate !

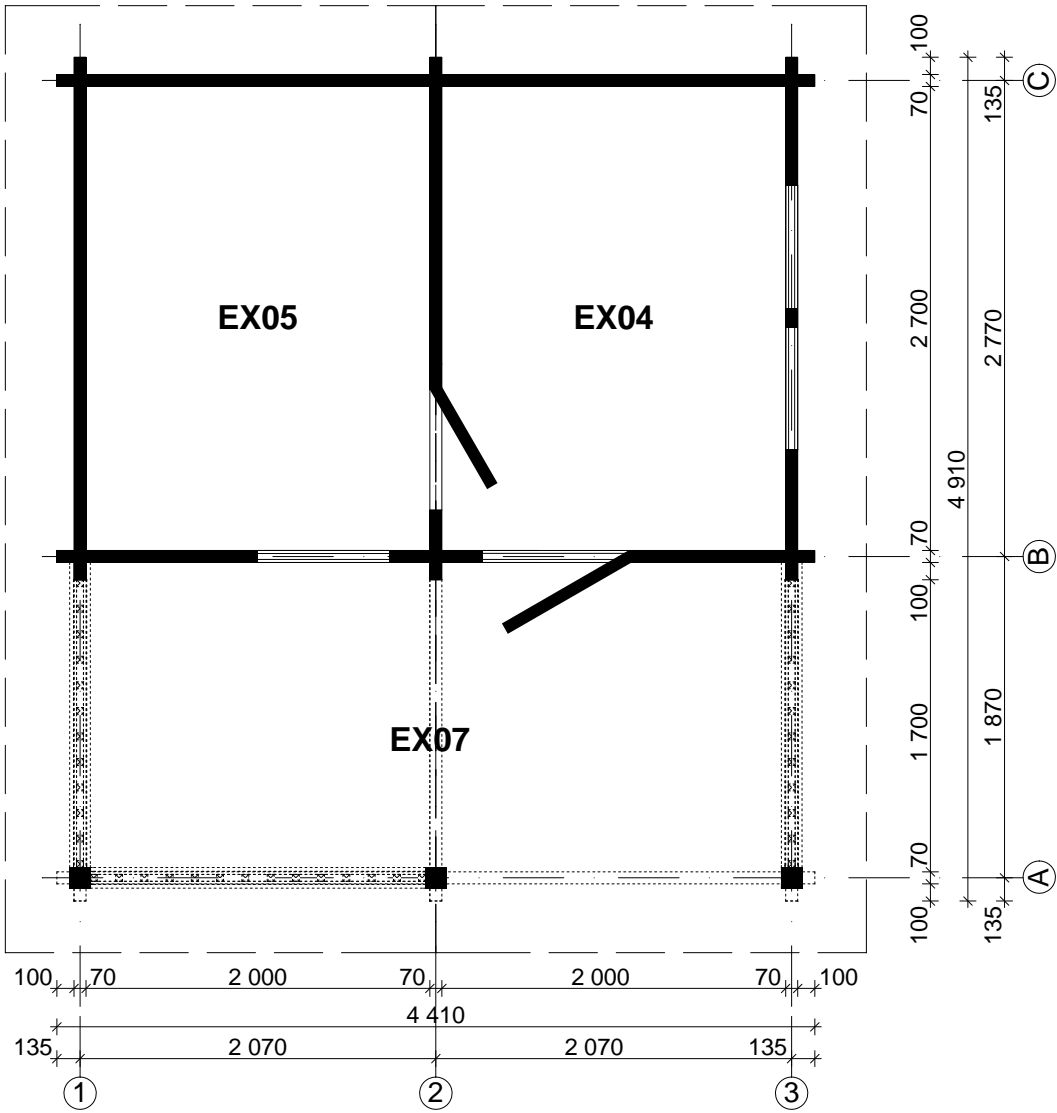
Sauna Tervo 70 mm / 441 x 491 cm

Foundation




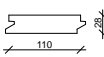

















Sauna Tervo 70 mm / 441 x 491 cm

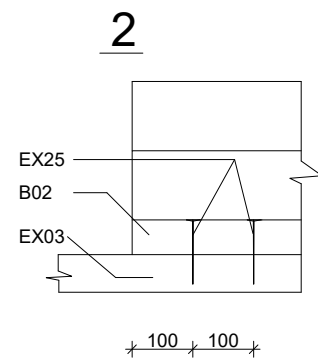
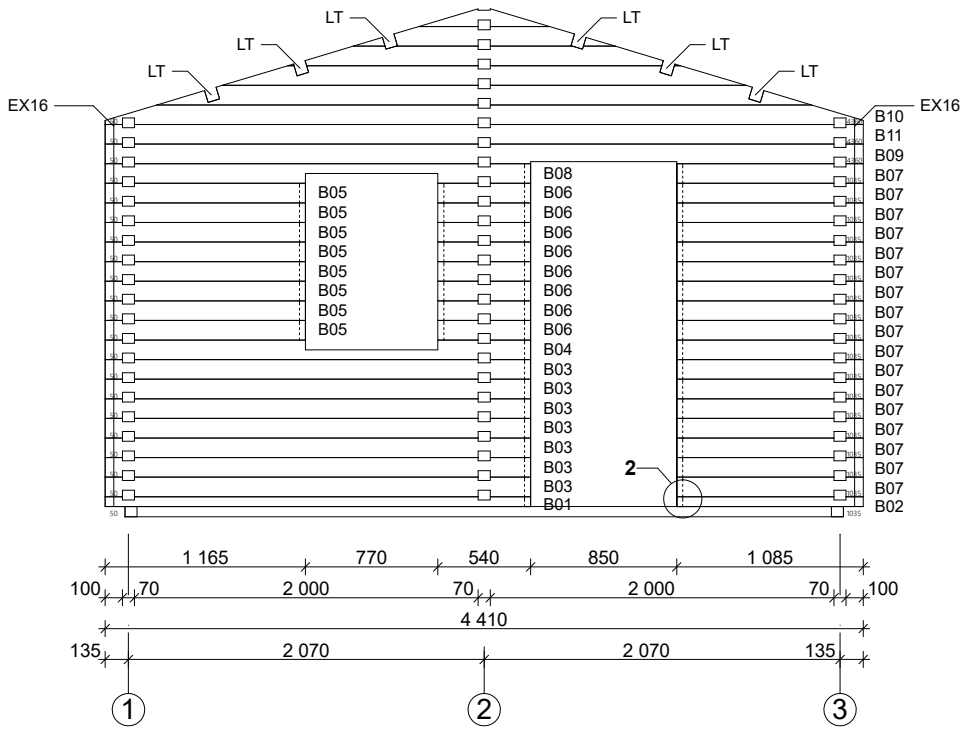
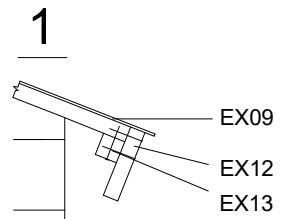
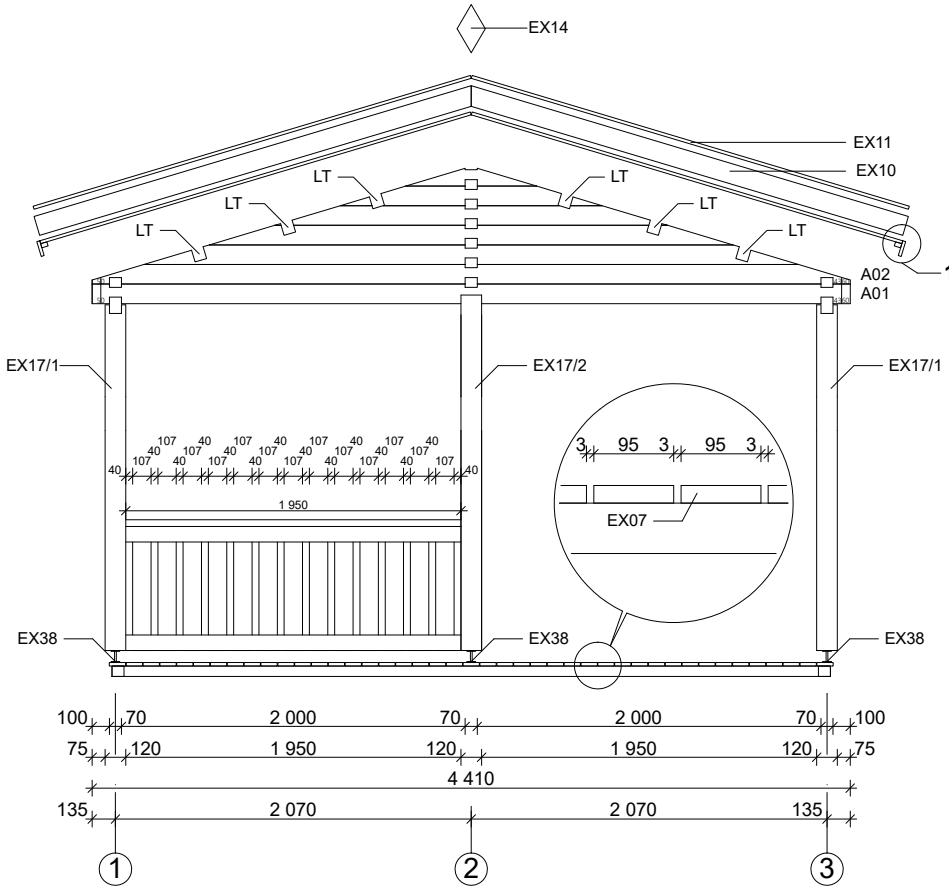
Groundplan



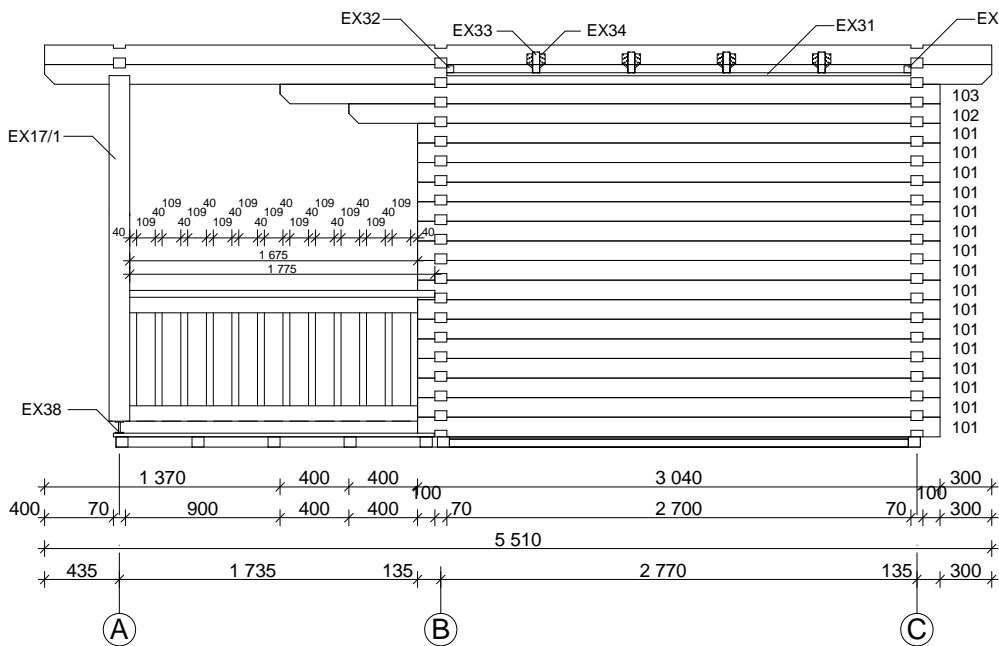
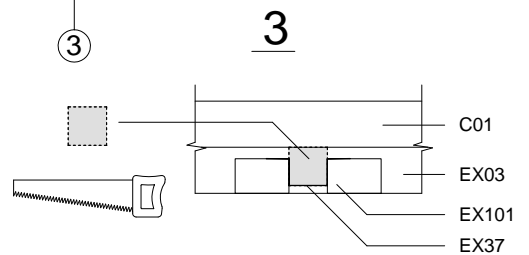
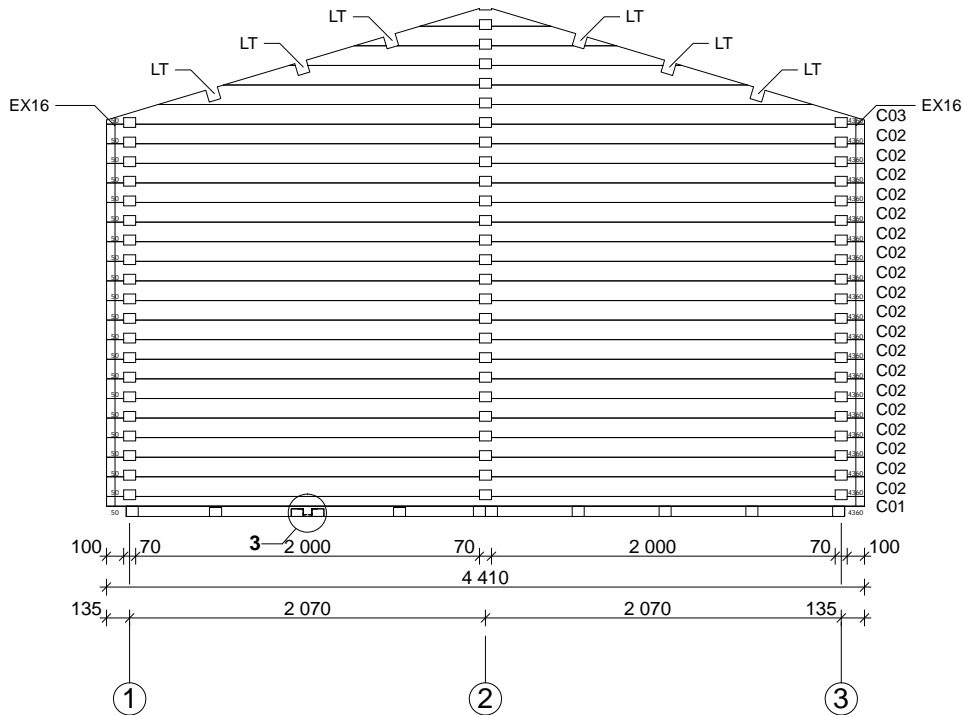
Sauna Tervo 70 mm / 441 x 491 cm - Specification

Nr.	Description	Profile mm	Length mm	Quantity
EX01	Foundation beams		4695	2
EX02			2670	5
EX03			4040	7
EX03/1			--	--
EX101			2670	2
EX102			2670	2
EX04	Floor board		1996	25+1
EX05			995	50
EX06			--	--
EX07	Terrace board		1870	43
EX08	Roof board		2615	102+2
EX09	Roofing felt		--	--
EX10	Fascia board 		2655	4
EX11	Gable edge board		2655	4
EX12	Eave edging		5510	2
EX13	Eave edging slat		2755	4
EX14	Diamond			2
EX15	Baseboard		ca. 28,0 m	
EX16	Threaded Rod	∅ 10	2310	4
EX17	Post 	120 x 120	2010/2067	3(2+1)
EX18	Handrail 	40 x 120	1775	2
EX19	Handrail 		1950	1
EX20	Bottom rail 	18 x 90	1675	8
EX21			1950	4
EX22	Baluster	40 x 40	720	38
EX23	Nut, washer			8
EX24	Screws 4,0 x 40			300
EX25	Screws 5,0 x 70			80
EX26	Screws 5,0 x 100			50
EX27	Screws 4,0 x 50			1180
EX28	Nails 2,5 x 70			--
EX29	Nails 2,8 x 15			--
EX30	Nails 1,4 x 35			50
EX31	Ceiling board		2696	19
EX32	Lath		1996	2
EX33	Joist	40x120	1996	4
EX34	Joist hanger 40 x 100 x 70			8


Sauna Tervo 70 mm / 441 x 491 cm - A; B



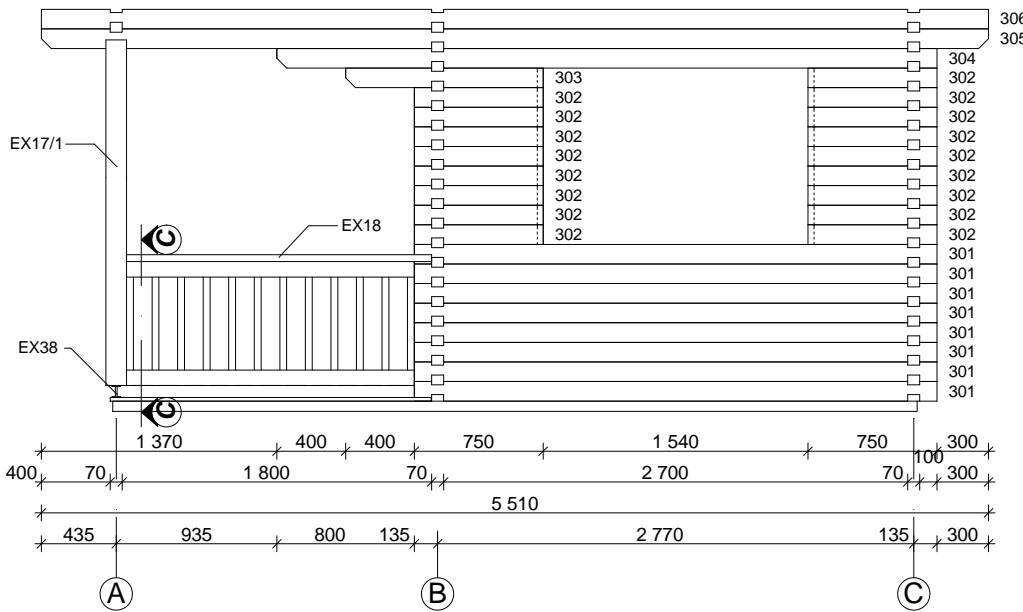

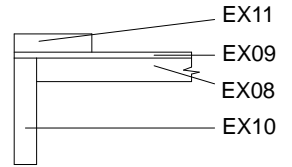
Sauna Tervo 70 mm / 441 x 491 cm - C ; 1



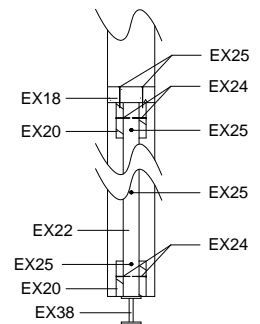
Sauna Tervo 70 mm / 441 x 491 cm - 2 ; 3



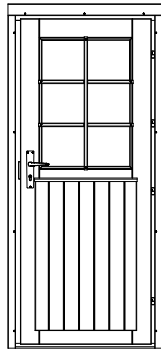
B-B



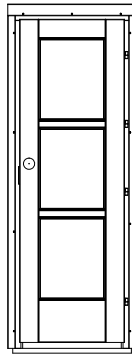
C-C



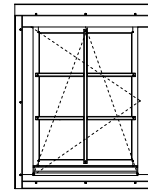
Sauna Tervo 70 mm / 441 x 491 cm



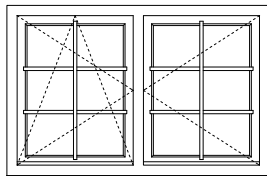
Single Door db. gl 1 st.
70 mm
840 x 1955 mm +12 mm



Single Door tempered gl 1 st.
70 mm
690 x 1955 mm
Pr.+ Lp 28mm 1927 + 28 x 70

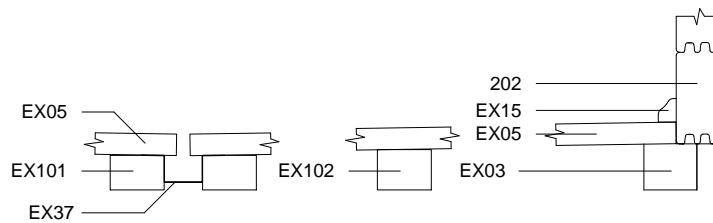
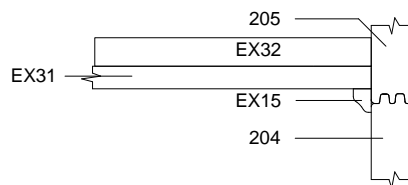


Single window tempered db. gl 1 st.
70 mm
765 x 990 mm


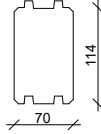
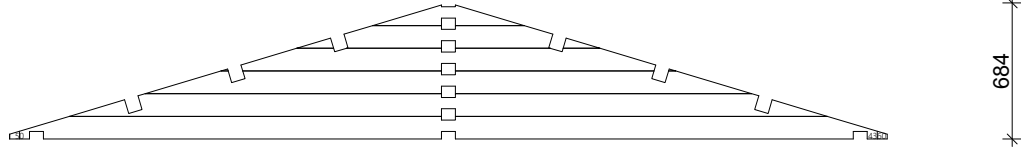

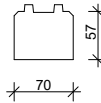


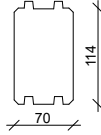


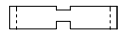

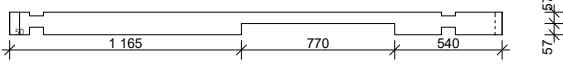
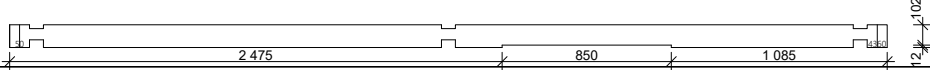
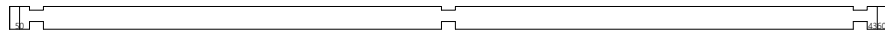
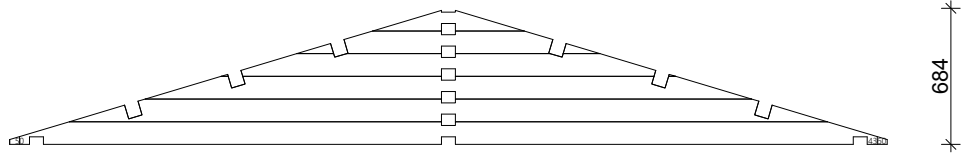


Double window db. gl 1 st.
70 mm
1530 x 990 mm


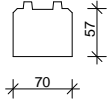
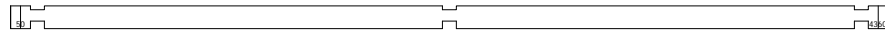
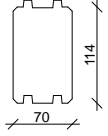
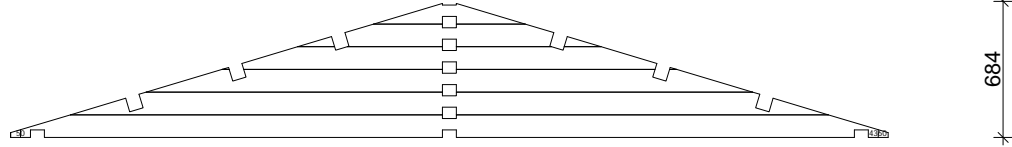

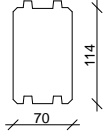




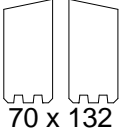

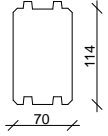


A-A




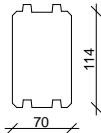







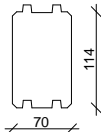





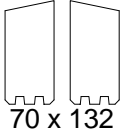


Sauna Tervo 70 mm / 441 x 491 cm - A ; B

Nr.	Description	Profile mm	Length mm	Quantity
A01			4410	1
A02			4410	1
B01			2475	1
B02			1085	1
B03			2475	7
B04			2475	1
B05			1165	8
B06			540	8
B07			1085	17
B08			2475	1
B09			4410	1
B11			4410	1
B10			4410	1

Sauna Tervo 70 mm / 441 x 491 cm - C ; 1; 2

Nr.	Description	Profile mm	Length mm	Quantity
C01			4410	1
C02			4410	19
C03			4410	1
101				3040
102		3440		1
103		3840		1
104		5510		1
105			5510	1(1+0)
201			405	17
202			1935	17
203			3040	1

Sauna Tervo 70 mm / 441 x 491 cm - 2 ; 3

Nr.	Description	Profile mm	Length mm	Quantity
204			3040	3
205			4910	2
206			270	2
207			5510	1
208			5510	1
209			5510	1
301			3040	8
302			750	17
303			1150	1
304			3840	1
305			5510	1
306			5510	1(0+1)
LT			5510	6