















**TYPE:** Triton, L200  
**MODEL:** ML, MN  
**YEAR:** 05/2006 - 2015  
**DETAIL:** Warrior, 4x2 Highrider



FRONT		QTY	PART NUMBER	PRICE	REAR		QTY	PART NUMBER	PRICE
<b>COIL SPRING</b>					<b>LEAF SPRING</b>				
<b>4x2 Highrider</b>					<b>3+2 Leaves</b>				
<b>4x4 MN 2.5 T/D Single Cab Only</b>					Raised Height (40mm Lift) Comfort Spring				
	Linear Rate Raised Height (40mm Lift) Up to 70Kg Accessories	1	<b>C43-186</b>	B		4+2 Leaves Raised Height (45mm Lift) Medium Duty 100Kg Constant Load	2	<b>L43-014-R</b>	
	Linear Rate Raised Height (45mm Lift) 70-120Kg Accessories (Bullbar AND Winch)	1	<b>C43-192</b>	B		5+2 Leaves Raised Height (45mm Lift) Heavy Duty 350Kg Constant Load	2	<b>L43-015-R</b>	
<b>4x4 ML 3.5 V6 Petrol</b>					<b>6+2 Leaves</b>				
<b>4x4 MN 2.5 T/D Dual Cab GL/GLX/GLX-R</b>					Raised Height (45mm Lift) Extra Heavy Duty 550Kg Constant Load				
	Linear Rate Raised Height (40mm Lift) Up to 20Kg Accessories	1	<b>C43-192</b>	B	<b>After Fitting These Springs We Recommend Adjusting the Brake Proportioning Valve</b>				
	Linear Rate Raised Height (40mm Lift) 50-70Kg Accessories	1	<b>C43-206</b>	B					
	Linear Rate Raised Height (45mm Lift) 70-120Kg Accessories (Bullbar AND Winch)	1	<b>C43-188</b>	B	<b>SHACKLE BUSH KIT</b>				
	Linear Rate Raised Height (40mm Lift) Up to 70Kg Accessories	1	<b>C43-188</b>	B	Kit Contains: 2 x PB43-1508 4 x PB43-1528 4 x PB43-1527				
<b>4x4 ML 3.2 T/D</b>					<b>1 PB43-1085K</b>				
	Linear Rate Raised Height (40mm Lift) Up to 70Kg Accessories	1	<b>C43-188</b>	B	<b>U-BOLT KIT</b>				
	Linear Rate Raised Height (45mm Lift) 70-120Kg Accessories (Bullbar AND Winch)	1	<b>C43-190</b>	B	<b>05-2006 - 04/2013</b>				
<b>Due to Vastly Different OE Ride Heights a Lift of Only 20mm May be Possible in Some Models</b>					<b>04/2013 on</b>				
<b>SHOCK ABSORBER</b>					Kit Contains: 2 x UB43-701				
	Heavy Duty Twin Tube Gas	2	<b>GS43-800</b>						
	Monotube Remote Reservoir Adjustable Spring Seat Heavy Duty Original Setting of X = 210mm/8.26" (X - Centre of Eye to Spring Seat)	2	<b>MR43-50800</b>						
<b>STRUT CAP</b>					<b>SHOCK ABSORBER</b>				
	Strut Top Cap	2	<b>SC43-005</b>		Heavy Duty Twin Tube Gas				
					Heavy Duty Long Travel Twin Tube Gas (Big Bore)				
<b>SHACKLE</b>					Monotube Remote Reservoir Shock Heavy Duty				
					2				
<b>PIN</b>					<b>MR43-50801</b>				
					2				
<b>TAILSHAFT SPACER</b>					<b>SK43-037</b>				
					2				
<b>Tailshaft Spacer</b>					<b>SP59-060</b>				
1					<b>S43-001</b>				
<b>When Fitting Raised Suspension a Tailshaft Spacer is Required to Align the Centre Bearing and Prolong Life in Models with a 2 Piece Tailshaft</b>									