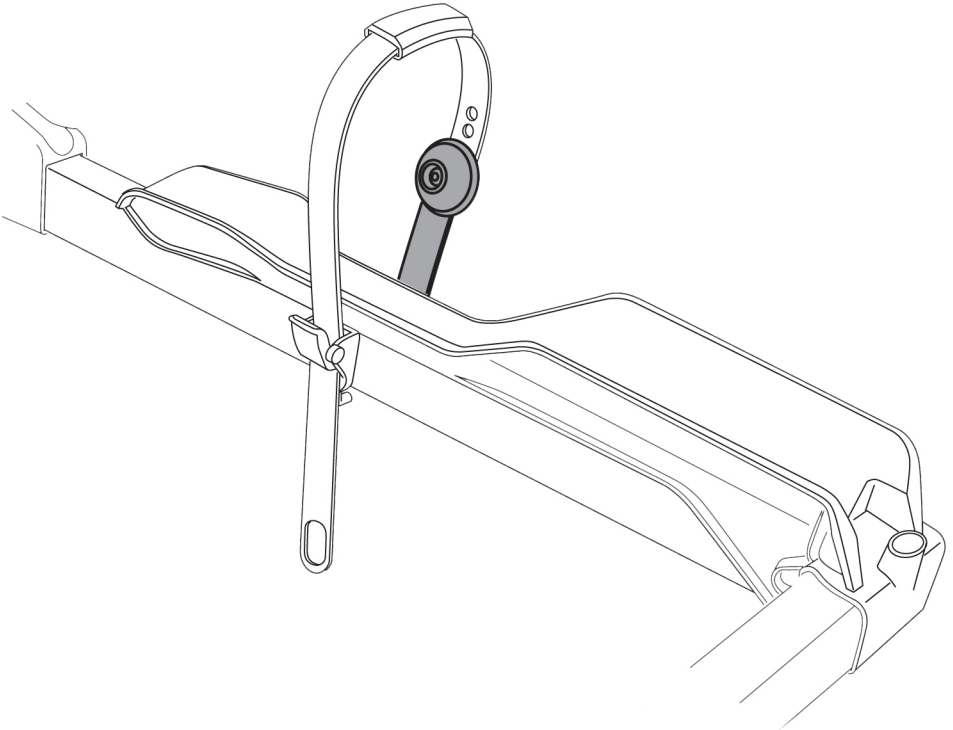


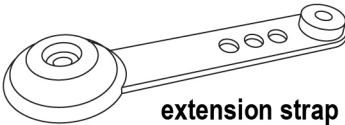
Wheel Strap Extension Kit Adds 4"/100mm to length

For use with Destination E Model HR4500 Hitch Rack



PART LIST

x2



extension strap

tools required:
4mm hex key
10mm wrench or
equivalent

x2



6mm bolt

x2



6mm nut

x2



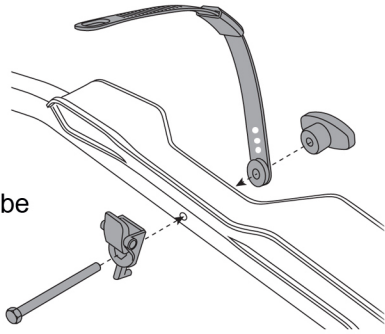
washer

x2



cap

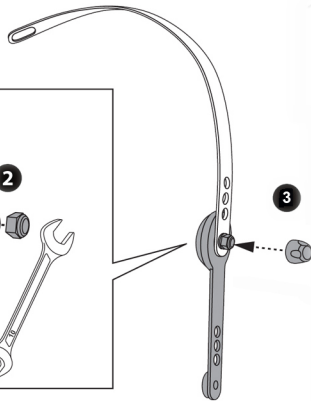
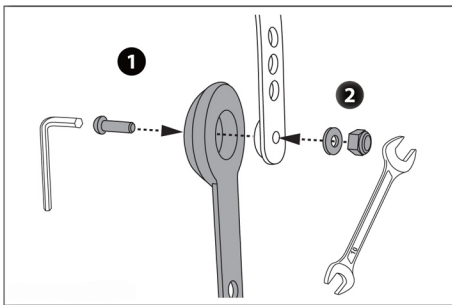
Remove ratchet strap from wheel support tube



1. Attach extension strap to ratchet strap as shown.

2. Insert bolt and assemble the washer and nut, secure using 4mm hex key and wrench (tools not included).

3. Push cap onto end of nut



Attach ratchet strap with extension back onto wheel tube with bolt, buckle and knob.

