

VODDERWAND


4-in-1 Skincare Wand



Small magic wand eye beauty instrument

Please read this manual carefully before
use and keep it properly for future reference

DEVICE SPECIFICATIONS

LED wavelengths	630nm
Max. output optical power density	40 - 45 mW/cm ²
LEDs	7
Warmth	Max 41°C/105.8 °F
Vibration	Built in
Current	Galvanic Current
Operating temperature	0°C-40°C 32°F-104°F
Storing and transport temperature	-5°C-55°C 23°F-131°F
Operating humidity	30%-95% without condensation
Storage and transport humidity	20%-95% without condensation
Charging supply	5V  1A
Charging port	Magnetic
Charging cable	Magnetic to USB-A
Charging cable length	1 meter/3.28 feet
Battery	3.7V, 500 mAh
Battery type	Lithium-ion
Charging time	120 minutes/2 hours
Recommended use	Once per day, 3-7 times per week
Treatment time	Total 12 minutes (3 minutes per zone, one treatment is for four zones)
Dimensions of the device	15 × 15 × 152 mm / 0.59 × 0.59 × 5.98 inch
Weight of the device	30 g / 1.06 oz

DEVICE ACCESSORIES



VoddenLab
Wand



Instruction
Manual



Charging
Cable

ADVERSE REACTION

If you have any adverse reaction from using this device, such as discomfort, skin discoloration, skin irritation, or other concerns, stop using it immediately and consult your health professional.

Skin irritation, bruising, contact burns, dizziness, nausea, and headaches are rare but possible side effects. Immediately stop using the device and contact your health professional.

If you experience a persistent headache and/or other persistent painful sensations while using this device, stop using it and consult with your health professional.

WARNINGS

- DO NOT use the device if you have any active cancer or cancerous lesion.
- DO NOT use the device if you are pregnant, planning on becoming pregnant, or breastfeeding.
- DO NOT use the device on people under the age of 18.
- DO NOT use the device over areas with phlebitis, thrombophlebitis, and varicose veins.
- DO NOT use the device if you have a known allergic reaction to aluminum or plastics. The device contains plastics and metals that come into contact with the skin during use. When

in doubt of allergies, contact your health professional before using the device.

- DO NOT use the device if you suffer from any photosensitive disorder (sensitization to light).
- DO NOT use the device if you suffer from any serious skin condition such as severe acne.
- DO NOT use the device if you are taking any medication or drugs that can cause photosensitivity. If you are not sure about your medication, contact your health professional.
- DO NOT use the device if you suffer from light-induced headaches.
- DO NOT use the device if you have a medical history of seizures or epilepsy triggered by light.
- DO NOT use the device if you have an electronic implanted device such as a defibrillator neurostimulator, pacemaker, or ECG monitor. If you use a body-worn device such as an insulin pump, consult your health professional.
- DO NOT use the device on the thyroid gland in the neck area.
- DO NOT use the device on the eyes or very close to the eye area.
- The device may not be safe for use on the neck of individuals with a known history of carotid artery disease, stroke or transient ischemic attack (TIA), carotid stenosis, unstable blood pressure, easy fainting, thyroid disease, or of individuals about to undergo surgical procedures in the neck area.

Note: For reasons of hygiene, we do not recommend sharing your device with anyone else.

Note: We highly suggest being cautious when taking any (skin-related) medications. If in doubt, consult your health professional.

Note: If you are under the care of a physician, consult them before using this device.

CONTRAINDICATIONS

- STOP using the device and consult your health professional if you experience an adverse reaction from using the device.
- STOP using the device if you experience any discomfort or difficulty breathing or swallowing occurring from application of the device on the neck.
- STOP using the device if you experience symptoms of hypotension (dizziness or light-headedness) while using the device.
- STOP using the device if it is overheating. Turn it off immediately.

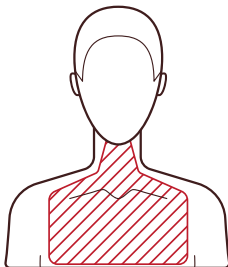
- STOP your treatment if it feels hot or your skin feels uncomfortably warm.
- DO NOT let children play with the device. Cleaning and charging the device shall not be done by children.
- DO NOT use the device to treat rosacea, moles, warts, open sores, cancerous lesions, or any skin condition.
- DO NOT use the device on spots without pigmentation or areas on the skin that have vitiligo.
- DO NOT shine the light from the LEDs directly into your eyes or someone else's eyes. This may cause temporary loss of sight.
- DO NOT place the device on any open wounds.
- DO NOT use the device outdoors to prevent damage to the product.
- DO NOT sit, lay down on, or step on the device. This will break the device.
- DO NOT drop or insert any object into any openings on the device.
- DO NOT use the device if it is not working properly, or if it has been dropped or damaged. For warranty and repairs, contact customer support.
- DO NOT use or store the device near hot surfaces.
- DO NOT charge the device when it is close to or might come into contact with water.
- DO NOT submerge the device in water.
- DO NOT store the device in extreme heat or cold.
- DO NOT place the device in direct sunlight.
- DO NOT attempt to modify the device in any way. Modifying or opening the device will void your warranty. The device contains no serviceable parts. It contains batteries that are non-replaceable.
- DO NOT perform maintenance on or take apart the product. In case of malfunctioning or damage, contact customer support.
- DO NOT use the device if it is damaged or if the charging cable is damaged.
- DO NOT use the device with non-manufacturer-approved accessories.
- DO NOT use solvents or abrasive cleaners on the device.
- DO NOT use the device in any other way than specified in this manual.
- DO NOT use the device if you have had a recent surgery or other surgical procedures.
- DO NOT use the device over a bacterial infection, as this may result in the worsening of symptoms.
- DO NOT use the device on painful areas. Consult your health professional when you encounter painful areas during use.
- DO NOT use the device on or near children. Do not let it be

used by children or those with reduced physical and mental abilities. Close supervision is necessary when this device is used, cleaned, or stored near children or those with reduced physical or mental abilities.

- DO NOT use the device with any USB cable other than the one provided by Vodder Lab.
- DO NOT use the device over areas of skin that lack normal sensation. Only use the device on normal, intact, clean, and healthy skin.
- DO NOT use the device while driving, operating machinery, or during an activity in which voluntary muscle contractions may put users or the public at any risk of injury.
- DO NOT use the device on swollen, infected, or inflamed areas or skin eruptions.
- DO NOT use the device in the eye area (circular muscle within the orbital rim), on the temples, the breast, or groin area.
- DO NOT apply excessive pressure when using the device on the anterior neck.
- DO NOT use the device directly on the midline of the neck, specifically avoiding the thyroid.
- DO NOT apply stimulation across your chest as the introduction of electrical current into the chest may cause rhythmic disturbances to your heart, which could be lethal.
- DO NOT use the device on piercings or other metal implants.
- DO NOT use the device at a place where other devices could interfere by emitting electromagnetic energy.

This device can be negatively affected by interference of other devices.

- DO NOT operate the device in the presence of electronic monitoring equipment (e.g., heart monitors, heart tracing, or close to (1m) shortwave devices like microwaves and electromagnetic therapy equipment).



Note: The device should only be supplied with 5V DC low voltage. If any part of the main adapter or cable is damaged, discontinue use. Contact VodderLab customer support to arrange a cable replacement.

PRECAUTIONS

- Do not scratch or damage the light-emitting surface.
 - Not operating the device in accordance with the instructions in the manual will void your warranty.
 - Read all instructions carefully before using this device.
 - Store the device according to the protocol outlined in this manual.
 - This device is intended to be used by one person only.
 - The device is designed for cosmetic use only, for individuals with good health. Please contact your health professional if you are unsure about your health status.
 - The device's battery is not removable. If you are disposing of the device, do not put burn it or throw it in the trash. Dispose of the device according to local regulations.
 - Inspect the device and do not use it if you see any signs of damage, such as internal battery leaks. If anything seems out of the ordinary, contact our customer support.
 - The device should only be supplied with 5V DC low voltage. If any part of the main adapter or cord is damaged, discontinue use. Contact customer support to arrange a replacement.
 - Consult your health professional before using the device if you have a fever, acute inflammation, a severe circulatory disorder, light sensitivity, anesthetic, or desensitized areas.
 - We highly suggest using caution if you are taking any medications. If in doubt, consult your health professional.
 - If you have suspected or diagnosed heart disease, follow precautions recommended by your health professional.
 - Some users may experience skin irritation or hypersensitivity due to the electrical stimulation or the topical product applied.
 - Skin irritation and burns beneath the electrodes have been reported with the use of other powered muscle stimulators. If you experience skin irritation or burning, discontinue use immediately.
- If using the device causes persistent pain or discomfort, discontinue use immediately.
- A slight tingling sensation may occur while using the device.
 - There may be a perception of flashing lights during the use of the device, resulting from the stimulation of your optic nerve. If you notice this condition constantly without the use of your device, consult your health professional.

TRAVEL AND INTERNATIONAL USE

The device's lightweight design makes it a perfect travel companion. Here are some travel tips for you:

- If you are traveling to a different region to where you bought

the device, please ensure that the device is only supplied with a 5V DC low voltage.

- Prior to your flight, confirm with a steward that the device can be carried and/or used on the airplane.

DISCLAIMER

This device is not intended to diagnose, cure, or prevent disease. VodderLab makes no claims, representations, or warranties regarding the ability of this device to cure any physical, skin, or mental condition. A qualified health professional should be consulted regarding any condition requiring medical attention.

RISKS AND BENEFITS

POTENTIAL RISKS

- Immediately after treatment, skin may appear red. Skin should return to normal within 1–2 hours.
- Temporary headaches may develop immediately following the light treatment. Headaches can be treated with an appropriate pain killer and rehydration.

POTENTIAL BENEFITS

- Red Light Therapy: can deeply rejuvenate the skin.
- Galvanic Current: amplify the benefits of skincare serums and other topical skincare products to promote healthier, refreshed skin.
- Vibrating Massage: can reduce the appearance of puffiness and tired skin.
- Therapeutic Warmth: warming the skin can temporarily relieve eye fatigue and lead to a beautiful, healthy glow.

LIGHT SENSITIVITY TEST

We highly recommend users perform a light sensitivity test before their first use of the device.

1. Place the device on the inner forearm.
2. The device will turn on automatically.
3. Move to a new spot every 3 minutes.
4. Wait until the treatment is done. The full treatment will take 12 minutes to complete.
5. If your skin feels hot or uncomfortable during the treatment, stop immediately! You might be sensitive to light.

6. The device will automatically turn off after the treatment is done. Remove the device and wait for at least 24 hours before your next treatment.

Check your skin regularly over those 24 hours. If your skin appears red and/or itchy, the device is unsuitable for you. In case of sensitivity to the light, please contact customer support.

HOW TO USE THE DEVICE

GENERAL USE

1. Prior to using the device, make sure it is fully charged.
2. Cleanse the area that you want to treat
3. Make sure the device is unplugged and place it on the skin.
4. Place the device on your skin and enjoy the treatment.
 - a. Do not keep the device on the same spot for longer than 3 minutes.
5. Take the device off the treatment area.
6. You may clean the device using a water-based wipe or a damp clean cloth. Ensure the device is not connected to the power supply when cleaning. Do not submerge the device in water or apply water directly to the device.
7. Repeat these steps based upon the treatment protocol described in the next section.

TREATMENT PROTOCOL

Use the device for a minimum of 3 days per week for a minimum of 8 weeks. After that, you can continue using the device as desired.

We recommend starting out at 12 minutes per day for the first few days. As your skin acclimates, you can use it for longer and as frequently as desired for up to 30 minutes per day. Always be mindful of how your skin reacts to beauty devices, and decrease usage if redness or irritation occur.

CHARGING

Charge your device fully for 2 hours before your first use. Only use a 5V adapter or computer USB port (avoid fast chargers as they can damage the battery).

To charge the device, attach the magnetic charger to the device. Insert the USB-A side of the cable into a USB power supply. The LED indicator on the device will start to blink to indicate charging. When the device is fully charged, the LED indicator will stay on.

Before charging, make sure that the plug and socket are completely dry. Failure to do so may result in electric shock, short circuit, or fire.

Note: Always unplug the device before use. The device will not work while being charged.

CARE AND STORAGE

- The lifetime of the lithium battery can be maximized by allowing it to fully charge and discharge during regular use.
- Store the device at room temperature in dry conditions.
- Avoid storing the device in dusty conditions, direct sunlight, or damp and humid conditions.
- This device contains no serviceable parts.
- Before each use, ensure the device is switched off and clean it, following the cleaning instructions below.

IMPORTANT

- The device may remain hot after hot therapy. Let the device cool down before storing.
- The product has a limited lifecycle of two years under nominal use. Following the treatment protocol for two years is considered nominal use.
- The device must be handled with care.



CLEANING

- Clean the device with a water-based wipe or damp clean cloth. Stubborn stains can be removed by wiping gently with 70% alcohol.
- DO NOT use any other cleansing devices as these may damage the device.
- DO NOT clean the device while it is turned on.
- DO NOT clean the device while it is charging.

TROUBLESHOOTING

If the following suggestions do not fix the problem or the problem reoccurs, and your device is within the warranty period, please return it to Solawave.

- DO NOT attempt to investigate any further.
- DO NOT attempt to modify the device in any way. The device has NO parts you can repair yourself.

Problem	Cause	Solution
The device doesn't switch on.	The device is not fully charged, because the charging cable was not properly inserted into the power outlet.	Insert the charging cable properly into the power outlet.
	The device is not fully charged, because the magnetic cable was not properly connected to the device.	Connect the magnetic cable properly to the device and charge the device.
	The power outlet didn't work during charging.	Try a different power outlet.
The device switches off unexpectedly.	The battery level is too low.	Charge the device.

DISPOSAL

- DO NOT dispose of the device with household waste. The device should be recycled. The device contains a lithium-ion battery. For protection of the environment, please safely dispose of the device following your local guidelines.

WARRANTY

Limited Warranty

VodderLab warrants that this product is free of defects in materials and workmanship for one (1) year from the date of purchase. This warranty is valid only in accordance with the conditions set forth below:

- Normal wear and tear is not covered by this warranty.
- This one (1) year warranty applies to consumer use only and is void when the product is used in a commercial or institutional setting.
- This warranty extends only to the original purchaser and is not transferable. In addition, proof of purchase must be demonstrated. This warranty is void if the product has been subject to accident, misuse, abuse, improper maintenance or repair, unauthorized modification, or any other use not found in the printed instructions.

Warranty Card

Purchase channel / order number
Purchase date
Customer name
E-mail:
Purchase address
Product color
contact number
Customer address
Problem description

If you have any quality problems, please contact the local seller.

certificate of quality
Inspector : 

For your protection, it is suggested you insure the shipment of the device back to VodderLab. Damage that occurs during shipment is not covered. Packages that are missing proper documentation and accessories may not be processed.







SAFETY













The device complies with Part 15 of the FCC Rules. Operation is subject to the following two conditions: (1) this device may not cause harmful interference, and (2) this device must accept any interference received, including interference that may cause undesired operation.

The device has been tested to or complies with the following standards:

- EMC and Low Voltage Directive IEC 60601-1, -1-2, -1-6, -1-11, -2-22
- Biological Safety of Medical Devices ISO 1993-1, -5, -10
- RoHS Directive 2011/65/EU
- IEC 6060-1-6 and IEC 623665 Usability of Medical Device
- CE and FCC

SYMBOLS

Symbol	Explanation
	Indicates the device is CE Marked and authorized to sell in Europe. (Lower-Voltage-Directive)
	The Waste of Electrical and Electronic Equipment (WEEE). Indicates the device may not be discarded as household waste (2012/19/EU).
	Indicates that the electromagnetic radiation from the device is below the limits specified by the Federal Communications Commission, and the manufacturer has followed the requirements of the Supplier's Declaration of Conformity authorization procedures.
	Warning to read the enclosed documents before use and to take all safety precautions required.
	Read the user manual before you start using the device.
	"Manufactured by". Provides the name and address of the legal manufacturer.

	Date of manufacture.
	Keep the device dry.
	Batch code of the device.
	USB connector.
	This device uses a Lithium-ion Polymer battery.
	Upper and lower operating temperatures that the device can be safely used at.
	Upper and lower operating humidity that the device can be safely used at.
	The cardboard packaging that the device came in can be recycled.
	The device cannot be used by people who have a pacemaker.
	Handle the packaging with care.
	Type BF Applied Part. B indicates it is used for the body, and F indicates that it is not connected to the mains voltage.
	Unique Device Identifier.

CONTACT INFORMATION

contact@vodderlab.com

vodderlab.com

[@vodderlab](#)

