

iTero™
certified
pre-owned

Guaranteed iTero™ quality.

A flexible and cost-effective solution to digitisation.

All certified pre-owned iTero Element™ Flex scanners have undergone a rigorous refurbishing process. Start digitising your practice workflows now and deliver high quality clinical outcomes.



it starts with iTero™

The powerful and portable iTero Element™ Flex scanner

Our wand-only configuration systems offer you the convenience of on-the-go scanning, allowing you to bring iTero technology with you wherever you go, and operate in smaller spaces.



Achieve exceptional clinical outcomes

- Comprehensive software configurations for all orthodontic, Invisalign® and restorative procedures
- Speed, reliability and clear imaging in a compact, wand-only system



Drive efficiency and practice growth

- Open system for easy lab workflows (STL format)
- Cloud-based MyiTero.com platform for maximum flexibility
- Integrated exocad® and Invisalign® connectivity
- Training, support, and service included for the first year*



Elevate patient experience

- Intuitive visualisation tools to enhance patient communication
- Fully digital patient experience



* Additional support and service available with the iTero Service Plan.

** Laptop not included.

Enhance your **restorative workflows**

An accurate¹, fast², open system that seamlessly integrates with your lab and chairside workflows.



Inlays



Onlays



Veneers



Crowns



Bridges



Implant
restorations

16 million+

restorative scans powered
by iTero Element™ scanners.³

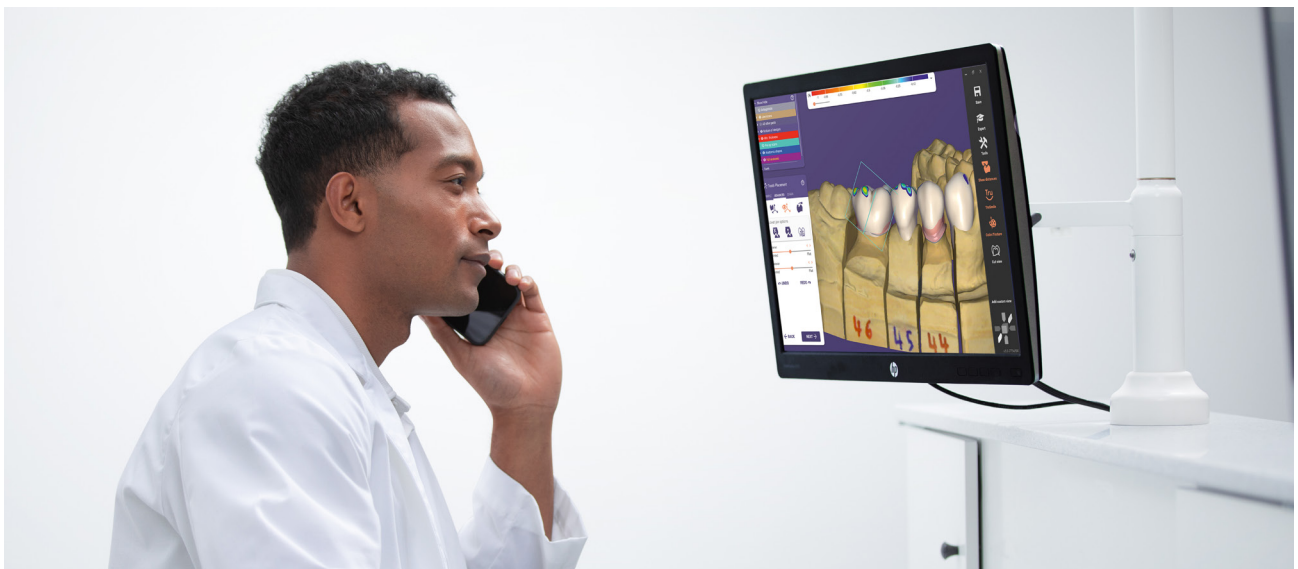
From 3D printing to performing full arch rehabilitations, iTero Element imaging systems simplify complex restorative treatments, work seamlessly chairside or with your lab, and increase patient satisfaction.

In-Lab:

- iTero scans are received by the lab within minutes⁴
- Cloud-based MyiTero.com platform facilitates communication between clinician and dental laboratory

Chairside:

- Support for various chairside workflows, from simple restorative design and production to implant planning
- Interoperability with full suite of exocad™ applications



> Ultra-efficient workflow integrations.

iTero-exocad connectivity

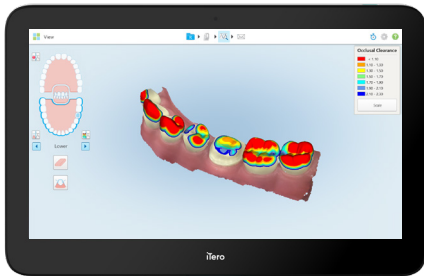
Offers a seamless end-to-end workflow via automated data sharing between iTero and exocad DentalCAD software, resulting in highly aesthetic restorations in less time.

Invisalign® connectivity

iTero Element scanners enhance every step of the tooth alignment workflow and help to drive patient treatment acceptance.

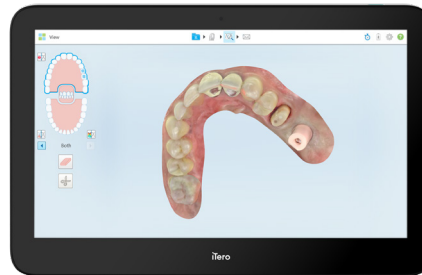
> Powerful visualisation tools.

iTero™ Occlusogram



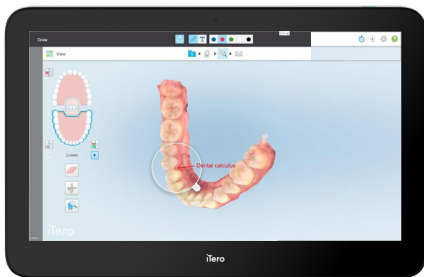
Explain the severity of patient malocclusions to educate on treatment needs.

iTero™ TimeLapse technology



Show the progress of patients' treatments and conditions over time.

Snapshot tool



Take snapshots and annotate directly on them for further patient engagement and education.

Scan Report



Drive patient engagement even away from the chair from initial consultation, throughout the treatment to the final result.

1. Accuracy defined as a combination of trueness and precision tested on different substrates, under different lighting conditions, for crown preparation and full-arch scanning. Based on the results of 12 peer-reviewed papers 2018-2020. Data on file at Align Technology, as of November 20, 2020.
2. Patient scans can be completed in as little as 60 seconds with the same accuracy and reliability that you have come to expect from iTero element scanners. Actual scan times depend on individual experience.
3. Data on file at Align Technology, as of December 30, 2022.
4. The list of related studies can be found in iTero Compendium