

PERSPECTIVE

BAY AREA ARTISTS' ASSOCIATION - NOVEMBER, 2020 VOLUME 30 ISSUE 11
COVID – NOSTALGIA AND NEWS CHEER EDITION #7



Bay Area Artists' Association has been serving the Oregon Coast Bay Area Fine Arts Community since 1991. Meetings are held the 3rd Thursday of the month, at the Coos Art Museum. Meetings start at 6 p.m. Artists and arts patrons are welcome to join BAAA. "Perspective" is published monthly. The newsletter, monthly educational programs featuring artists and topics of interest to artists, and networking opportunities with other artists are benefits of BAAA membership. Annual membership is \$30 individual and \$40 family. For membership application, please contact: Wendy Burger 415-272-1894

President's

Letter

(Another upbeat Pres Letter by past Pres, **Sharon Leahy** - a November, 2017 issue lookback)

COLOR ME

HAPPY

"Orange is the happiest color."

Frank Sinatra

Old Blue Eyes may be right – if those yellow smiley faces were orange, wouldn't they look like they were having one of those fabulous, uncontrollable laughter streaks, where you can barely breathe, and don't ever want to stop laughing? Perky and upbeat, but also steadfast and solid, Orange likes to walk on the sunny side of the street.

"Orange is red – brought nearer to humanity by yellow."
Wassily Kandinsky

I'm passionately in love with Cadmium Orange watercolor pigment. I find it to be just about useless in my paintings, as it is ridiculously domineering, willful, stubborn, opaque and dense, but the glowing intensity of the color sings to my eyes in a way that is unique and glorious.

"The ultimate shriek of orange calling all the blues of heaven ... "
Charles Demuth

From leaves to pumpkins, we are provoked, delighted, enraptured, enthralled, and embellished by oranges, yellows, and reds. What a glory for an artist – yellow and red leaves on terracotta bricks spangled with green and brown fir needles. The dots, dashes, and splashes of autumn colors. A feast of wild colors, very fleetingly, for these soft autumn days, are ours.

"I am as curious about color as one would be visiting a new country."
Henri Matisse

Wikipedia tells us that the oranges and golds in the leaves on our driveways had been in the leaves all summer, but that the colors were hidden behind the powerful opaque green of chlorophyll. As the leaves stop chlorophyll production, there is space for the yellows and oranges to arise naturally.

What artistic techniques are we complete with? Is there something we can stop making or doing, that will allow a new creative enthusiasm to arise naturally within us?

LOOKING BACK SOME MORE – 6 YEARS AGO

These two articles look back to DECEMBER, 2014. The first is a brief article by then president, Joan Goodman-Fox. The second is our late member Liz Coke's bio for her artist of the month show at CAM.

FROM PRESIDENT JOAN

The organization has been perking along for more than a decade now and has been responsible for wonderful contributions to the community. We have moved in concert with the Coos Art Museum and have been a valuable asset in the museum's ability to attract grants.

History shows the thread that holds the BAAA together. Looking backward helps us move forward. History albums will be available to look at and, perhaps, identify some of the missing faces. Our historian, Veneita Stender, welcomes articles and accomplishments from our members to keep the record current.

BACKGROUND FROM LIZ



My artistic journey really began when a high school teacher in Wyoming discovered my artistic talent and arranged private lessons. Over the years I have continued to learn and

improve by taking a famous artist correspondence course and many classes and instruction from well-known artists from Oregon, Washington, California and Hawaii.

I went on to teach classes and even taught for a

time for the state in outlying schools. I have been a long-time member of Coquille Valley Art Association and Coos Art Museum and am an Honorary Lifetime Member of CVAA. I have had many one-person shows and been featured artist numerous times. I also have and still do judge art shows. I won the Coos Art Museum 'Public Choice' Show and as the winner, was able to hang my show in CAM's Mable Hansen Gallery. Throughout my life, I have worked in all mediums, but my favorites were always pastel, oil and now acrylic. My work is currently hanging in Crystal Dolphin Gallery, The Artist Loft, Tsunami Gallery in Gardner and, until it recently closed, the Easy Lane Gallery. Two years ago I lost my husband, Ben, after 72 wonderful years of marriage and for a time I also lost my drive to paint. But with encouragement from my daughter, who frequently gives me new frames and says, "Fill this up!" I am getting back in the groove. Happy painting!

PHOTOGRAPHING ART IMAGES FOR THE INTERNET

(IMPORTANT – The information below is based on using a camera. It can work if you use your phone for pictures. But, the phone must be held rock steady – to do so try using the phone camera's delay function to give you time to really steady the phone. ANY blurriness will ruin the photo. Also, you will still need to load your pictures to a computer and edit them as you would with a camera. If you want to use a camera and don't own one you can find one that will work on Ebay for under \$50. At the end of the article I have given you important information for finding the right camera at a budget price.)

What will you will need for an art website? Photos of your artwork. If you have some experience you can follow all the steps below to make usable photos for the internet.



continued from previous page

If you don't, and don't have the right equipment, etc., the best thing is to have someone who has the experience make up the images for you. If you have a friend who will do it for free, that would be great. If not, we suggest keeping it within BAAA by contacting member Hope Sessums at hsessums@charter.net (*You may remember she ran some ads in our newsletter back in 2019 and 2020 offering her various photo services.*) If you decide that you want to do it yourself, the process is as follows:

1 Prepare your artwork. If it's behind glass, somehow you will have to remove the artwork from behind the glass or figure out somehow to keep all the reflections invisible in the photo.

2 You will need a camera which can take pictures of at least **10 megapixels** (you can find that in the handbook that came with the camera.) You will also need a tripod. It's really the only way to keep the camera steady enough for a sharp photo.

3 Hang the picture on a wall. You can use room light or sunlight. (You should set your camera for AWB (automatic white balance) which will compensate for whatever light is being used.)) Make sure that if the light

is coming from a side window, or overhead, that it isn't making one area brighter than another. Also, if your work is in its frame, make sure no shadows from inside the edges the frame are visible on the artwork.


4 Try to get your camera as close as you can to the artwork. Don't use any zoom. Try to make it as square and level and centered as you can by adjusting the height of the camera up or down. Also try to get the camera as parallel as you can to the wall the painting is on, so it will be as square as possible.

5 Set your delay timer (most cameras have one) to 10 seconds, then press the button to take the picture. The 10 second delay will make sure the camera is perfectly steady before it takes the picture.

6 Some websites want you to show the picture in the frame. In that case, when you look in the viewfinder you will see that the frame doesn't appear straight, but that it's sides are curved. That's because the small lens on most cameras naturally makes the square sides seem curved. The best thing to do is to take a second picture with the art in its frame, but set the camera back far enough from the artwork so that a lot of the curviness is minimized.

7 Now you need a way to get those photos to your computer to make them available to a website. To transfer photos to your computer, try downloading the camera into the computer via the cable. Once you do that, it will always recognize the camera. Since some cameras are not supported by Windows 10 take the memory card from the camera and download the images directly to the computer from the card.

NEXT MONTH PART TWO -FIXING YOUR IMAGES



The
Artist LOFT
GALLERY

367 ANDERSON ave. COOS BAY, OREGON
(2 DOORS WEST OF THE COOS ART MUSEUM)

HOURS Tus-Sat 10-6
(541) 756-4088

THE ONLY CO-OP ART GALLERY IN THE BAY AREA

HOW TO FIND A BARGAIN CAMERA ON EBAY

LOOK FOR...

Any of these CANON Models

SX120 SX 110 SX230 S95 SD790 SD880 or

Any of these NIKON Models

S220 S560 S600 S610 P80 P90 P1000

(My personal camera is an **S600**)

A camera listing on Ebay must say that the camera's been tested, and/or that it works fully. Anything else is just for parts and/or unusable. Preferably the seller should accept returns. The camera should include either a CD ROM or the manual, and, if possible, a cable to connect to a computer. Some cameras use their own battery and charger, and these should be included. If not, you will have to buy them separately on Ebay. Some cameras simply use 2 AA batteries. In that case, buy the rechargeable kind with a charger as they go through batteries quickly.

Art Supplies and Picture Framing

Paint, paper and drawing supplies

Art instruction books, sketchbooks & journals

Children's department

Ask about

FREQUENT BUYER DISCOUNT CARD !

245 S 4th St, Coos Bay

www.coosartconnection.com

541-267-0186

Art connection

Back in August 2013 Charles Edmunds led the BAAA members in their monthly program which was held at Mingus Park and became a full blown exercise in plein-air painting. Let's revisit...

A VERY SPECIAL PROGRAM

Let's get together & spend time out of doors, in the beautiful Choshi Gardens of Mingus Park. We

will learn the history of the gardens, and have the rare opportunity to watch a master of plein air painting as he demonstrates and explains how to paint a stunning scene in less than forty minutes. This program will include two very special presenters: First, we will hear from Beverly Meyers. We owe a great debt to both Beverly and her mother, Gloria Hillstron. Their idea behind the gardens was to create and acknowledge a relationship between the cities of Choshi, Japan and Coos Bay which became "sisters cities" in 1983. Choshi Gardens remains the most visible result of this relationship. Gloria Hillstron, Beverly's mother, was instrumental in getting the gardens set up. When the city refused to take responsibility for keeping the finished product beautiful, Gloria headed a volunteer effort to do so. After her death, her daughter continued this effort. Beverly is married, with many interests. She works full time as a landscaper. Yet every weekend she manages to spend time at Choshi Gardens, keeping up the legacy her mother started. Although often alone, she always appreciates help. Following Beverly's talk, Charles Edmunds (Charles of Charleston) will do a demonstration of plein air painting. Charles spent seven years in art school, always painting in a studio, but he yearned to paint out of doors. He then did so in Mexico, Yosemite National Park, and San Francisco. Next, he painted Canada, before settling in Coos County on our spectacular Oregon coast. Charles says, "By its nature, a plein air painting is finished in one sitting. I will demonstrate a water mixable oil painting approach, and I will give you lots of tips on how to achieve a lovely finished painting out of doors in about forty minutes." Charles has exhibited in many venues, including shows at the Coos Art Museum. He has paintings in the CAM permanent collection and is currently exhibiting at the Fellowship Gallery, next to the Egyptian Theatre. His work can be seen at Coosart.org, and on his website at Charlesof-Charleston.com. Bring a chair if you wish, do bring a sketch book...or just take notes. Also, a cold drink, and a bit of lunch, if you feel like a picnic.

SEE YOU AT CHOSHI GARDENS

GALLERY BY THE BAY



2100 UNION ST NORTH BEND

HOURS - THURSDAY 10 -12

or BY APPOINTMENT

JUDY CALDWELL

Current Featured Artist

541-870-6389

541-808-3404

CLASSES AND WORKSHOPS

ART BY THE SEA - BANDON

Collage Group November 11 1-3:00 \$6 (cash please) Bring a project you are working on, ideas, materials, finished work to share. We each get our own table, social distancing and masks required. The Collage Group will meet at the Langlois Lions Club, located at 48135 Floras Lake Loop Road in Langlois.

PLEIN AIR PAINTERS HAVE SUCCESSFUL SEPTEMBER ADVENTURE

Article and photos by Archi Davenport

The Tuesday Plein Air group gathered at Sunset Bay on September 15 and 22. Those who participated were Beth Wegner, Joan Goodman, Jean Adamson, Charles Edmunds, Sam Greer, Wendy Burger, and Archi Davenport. Sally Rolicheck stopped by to check on us.


Both weeks the weather was beautiful and the group had a wonderful time painting, and then a break for lunch and socializing.

Since I am not a writer, the only extra note I jotted down was that we heard from several park visitors, "Wow, nice bus!" Joan's art bus gets a lot of attention.

Most of the morning each artist was in their own space picking out a spot with a view, and painting away until noon, when it was time for a sack lunch and social hour.




**Beth Wegner and
her work**





**Joan Goodman-Fox
and
her work**



**Jean Adamson and
her work**



**Charles Edmunds and
his work**



Archi Davenport's work





PLEIN AIR DISTANCES



THE MUCH APPRECIATED BUS

LIZ SPONA CHECKS IN WITH HER CURRENT ART WORKS

During ISOLATION I've continued to paint en plein air, still lifes, and from photos. I've also continued participating in "Art Studio" at Coos Art Museum, with Pat Snyder facilitating.

Another wonderful thing that has happened to me is that I have been working online with Gail Sibley, a pastel artist in the Vancouver, BC area. I've joined her "IGNITE! An Art-Making Membership," a guided learning program in pastel art. (www.howtopastel.com) (All works below are pastel)



GAIL'S STILL LIFE



SEPTEMBER'S BOUNTY



BANDON BEACH

**BAY AREA ARTISTS
ASSOCIATION**

OFFICERS - 2020

PRESIDENT

Phil Noguere
philnoguere@gmail.com,

VICE PRESIDENT

Carol Howald
howaldcarol@gmail.com

SECRETARY

Nadine Archer Allen
nadinetravelsbytrain@gmail.com

TREASURER

Charles Edmunds
541-297-8099

COMMITTEES

ARTIST OF THE MONTH

Jean Boynton
jeanboynton1@gmail.com

EDUCATION

Charles Edmunds
541-297-8099

HISTORIAN

Deloris Beneke
541-396-6927

LIBRARIAN

Thelma Fairchild

MEMBERSHIP

Wendy Burger
415-272-1894

NEWSLETTER

Graham Wickham
grwick@gmail

***NEWSLETTER DEADLINE IS THE
20TH OF EACH MONTH***

PROGRAMS

Betty Bangs, Judy Caldwell
rbangs@charter.net

PUBLICITY

Paulette Landers
PauletteGLanders@aol.com

SUNSHINE COMMITTEE

Liz Youngker
Myskydance@frontier.com

WEBSITE

Charles Edmunds
541-297-8099

SHOW CHAIRS

Eden Hall Show,
(Sept-Oct)

Wendy Burger – Chair
415-272-1894

Evergreen Court Show,
(March, April 2020)

Liz Spona - Chair
Jean Boynton - Co-Chair

2020 BMG Show (Nov-Dec)

?? - Chair

BAAA

P.O. Box 907

Coos Bay, OR 97420
www.BayAreaArtists
Association.com

BAY AREA ARTISTS ASSOCIATION

PO BOX 907

COOS BAY, OR 97420

www.bayareaartistsassociation.org/member

NEXT

MEETING

???????????