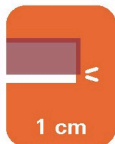


# Dwarven Mine

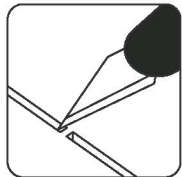
Compatible with Caverna: The Forgotten Folk®




## Assembly Guide




LASEROX



Use an exacto knife to cut the bits connecting the parts to the frame.



Remove the parts from the frame with a rotating motion along the axis formed by the bits you just cut.




Always dry-fit the parts to together without any glue to make sure you are assembling the correct parts.


This box organizer is compatible with Caverna: The Forgotten Folk®. This product is licensed by Lookout Games, and is up for change at any time in the future.



Use a drop of glue along the joints and hold it in place until the glue has sufficiently dried.



Use the exacto knife to remove any of the remaining connection bits.

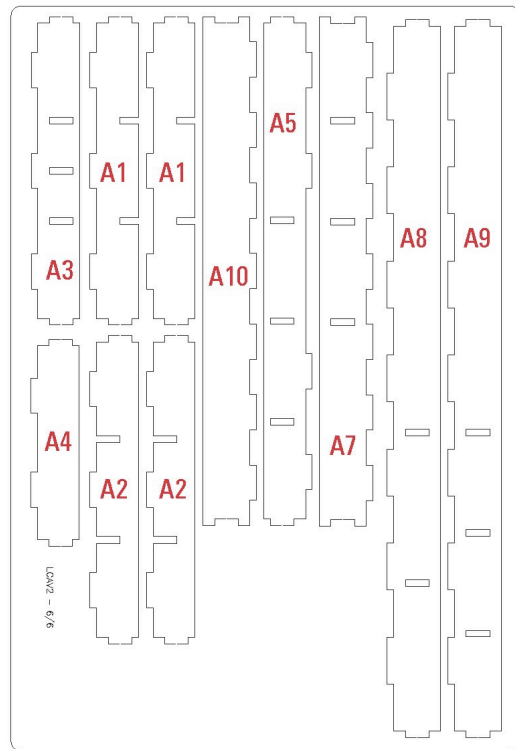
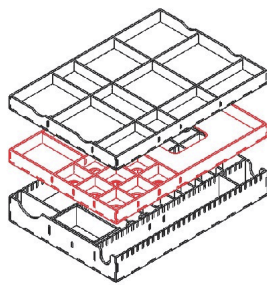
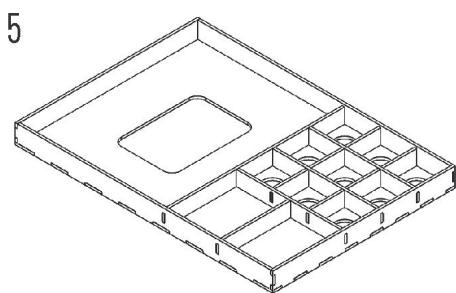
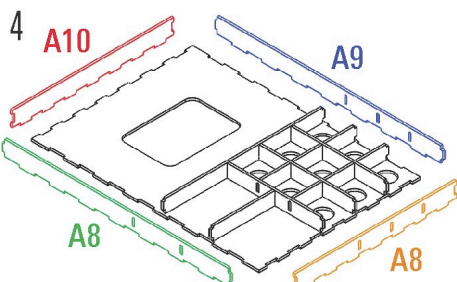
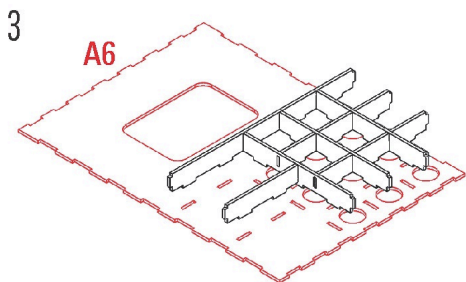
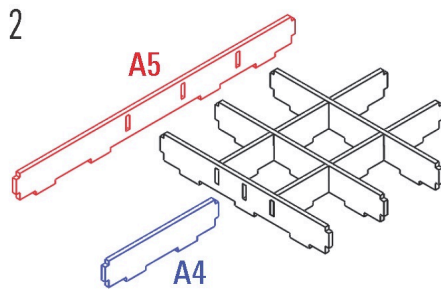
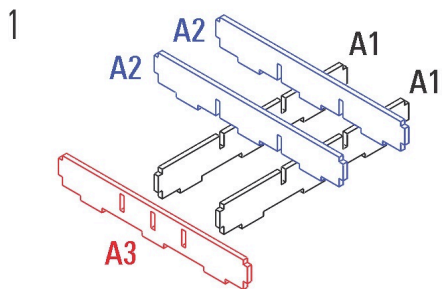


Press the parts together or use a hobby hammer with slight force for assembly.



**WARNING** Choking hazard!  
Not for children under 14 years.

Use **wood glue** for assembly. Always dry fit the parts first to make sure the components are correct ones. If you encounter any issues, please contact us at [info@laserox.net](mailto:info@laserox.net) or our Facebook page at [facebook.com/laseroxinserts](https://www.facebook.com/laseroxinserts).



Required parts: **A1x2, A2x2, A3, A4, A5, A6, A7, A8, A9, A10**



Laser Design Ltd.  
H-2092 Budakeszi  
Tiefenweg way 39

