


Reindeer Garland Series



STITCH GUIDE BY

NDLPT 
DESIGNS

Copyright 2023 NDLPT Designs. All rights reserved.
NDLPTDesigns.com





Reindeer Garland Series Stitch Guide

Material List				
Name	Color	Qty	Section	
Wiltex				
Vineyard Silk	C-007 Holiday	1	Background	
Vineyard Silk	C-145 Holly	4	Background	
Caron Collection				
Snow-100 yds	00 White	1	Names	
DMC				
Perle Cotton 5	300	1	Antlers	
Rainbow Gallery				
Fyre Werks	FT2	2	Antlers	

Reindeer Names	
Thread	Snow
Color	00 White
Stitch	Tent

Antlers	
First Stitch	
Thread	DMC Perle 5
Color	300
Stitch	Chain Stitch or Long Stitches
Second Stitch	
Thread	Fyre Werks
Color	FT2
Stitch	Wrapped Stitch

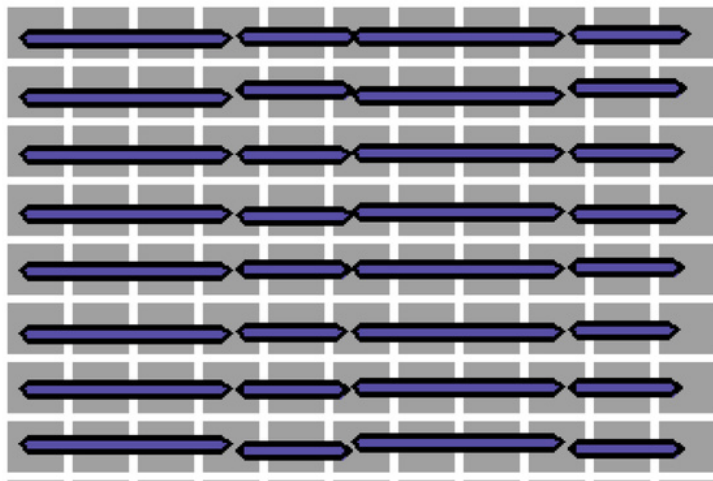
Double the Perle 5 thread on your needle by threading the needle and then tying the ends together in a knot. Start at the end of antler and chain stitch to the end of the antler. Repeat until all antlers are stitched. If you do not like to chain stitch, you can do several long stitches up and down the antler. The point of this stitch is to pad the antlers to make them look three dimensional.

Next, use the Fyre Werks to "wrap" the antlers. Once again, start at the end of the antler and pull the thread up on one side of the antler and sink the needle on the opposite side of the antler. Continue to stitch coming up on the same side of the antler and sinking down on the same side of the antler.

Background - Dasher


Thread	Vineyard Silk
Color	C-145 Holly
Stitch	Multi Horizontal Stitches

Stitch in vertical rows. Start at the top by the antlers and stitch the columns working around the antlers. Then, continue stitching down around the name.



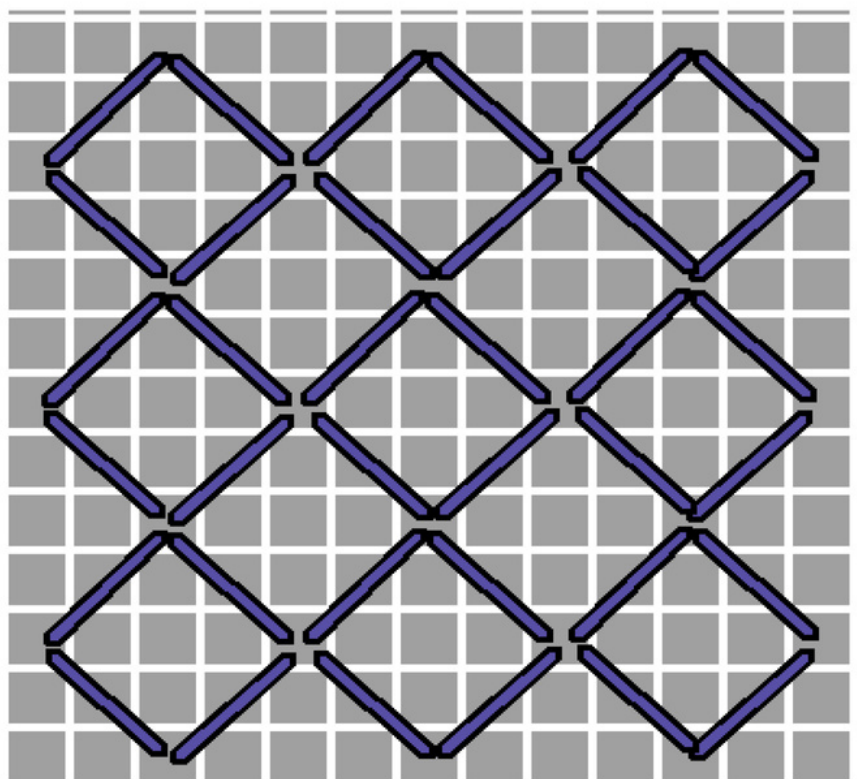
Background - Dancer

Thread	Vineyard Silk
Color	C-145 Holly
Stitch	Diagonal Over 2 Skipping Rows



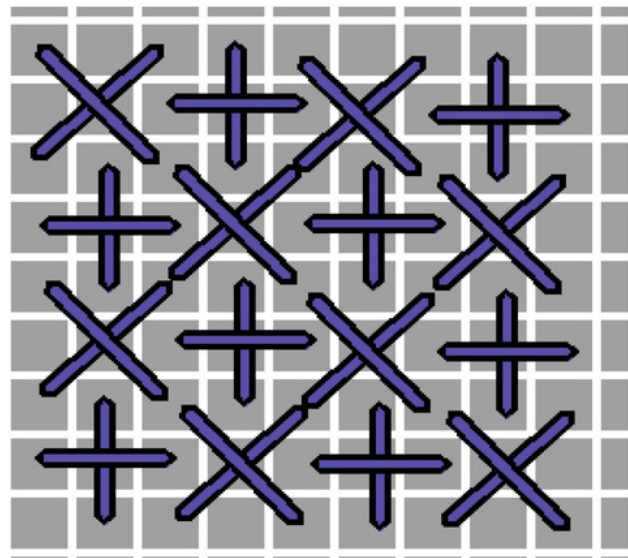
Background - Prancer

Thread	Vineyard Silk
Color	C-145 Holly
Stitch	Alicia's Lace (no fill)



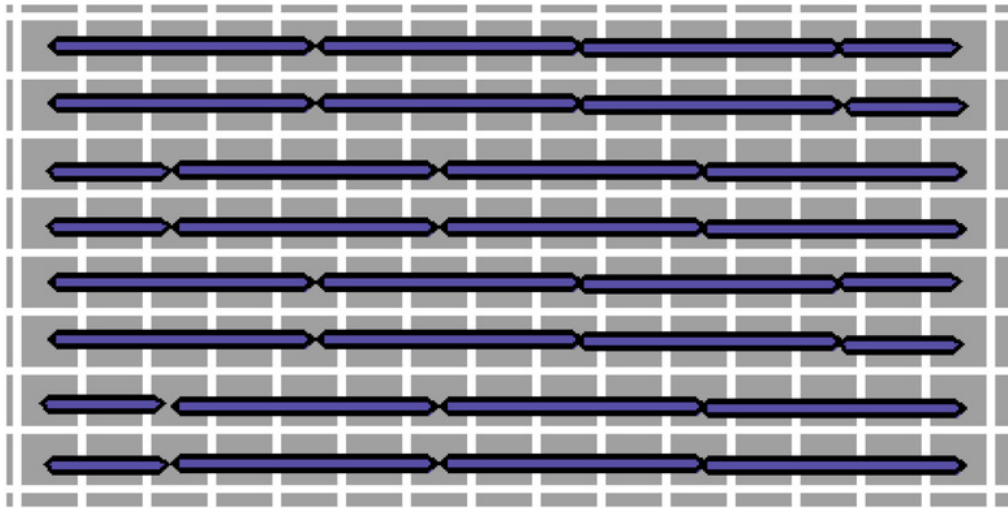
Background - Vixen

Thread	Vineyard Silk
Color	C-145 Holly
Stitch	Checkerboard Cross




Background - Comet

Thread	Vineyard Silk
Color	C-145 Holly
Stitch	Horizontal Satin Over 4



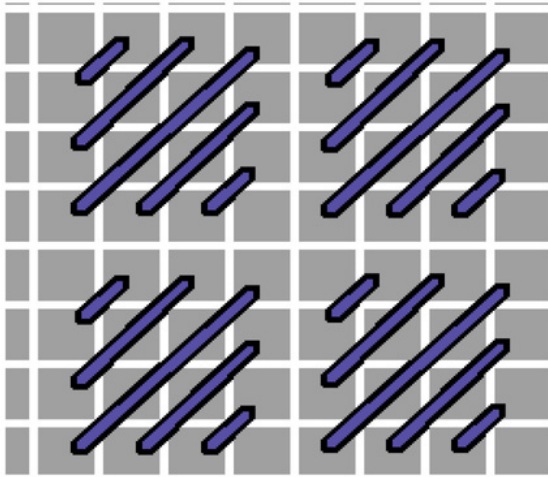
Background - Cupid

Thread Vineyard Silk
Color C-145 Holly
Stitch Byzantine Over 2



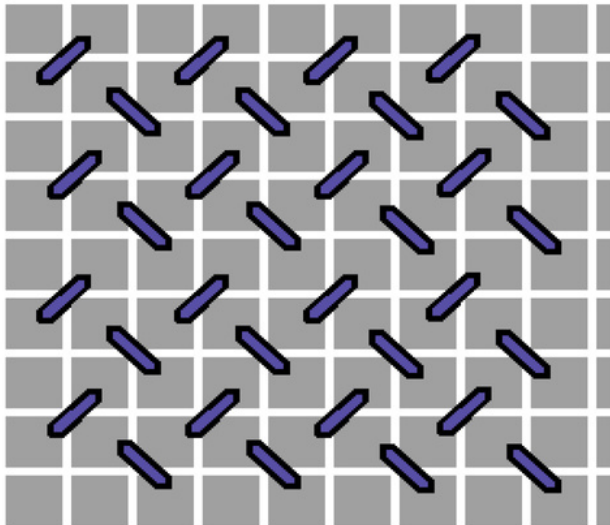
Background - Donner

Thread Vineyard Silk
Color C-145 Holly
Stitch Skipping Scotch



Background - Blitzen

Thread Vineyard Silk
 Color C-145 Holly
 Stitch T-stitch



Background - Rudolph

Thread Vineyard Silk
 Color C-007 Holiday
 Stitch Satin Over 2 Columns

