



FILLAERO
SYSTEMS

SYSTEM 35

TROUBLE SHOOTING

Contents

INCOMPLETE AND/OR VERY SLOW PUMPING	2
NOT PUMPING AT ALL.....	4



DISCONNECT AIR BEFORE MAINTENANCE OR REPAIR!

INCOMPLETE AND/OR VERY SLOW PUMPING

**TURN THESE
KNOBS COUNTER-
CLOCKWISE
UNTIL THEY
COME
COMPLETELY
OUT.**



Figure 1

CHECK TO MAKE SURE THE O-RING ON EACH OF THE KNOBS APPEAR TO BE IN THIS CONDITION. IT CAN NOT BE TORN OR WORN DOWN. IF THEY ARE, PLEASE CONTACT US FOR NEW ONES.




Figure 2



THREAD THE KNOBS BACK IN BY ROTATING THEM BY HAND CLOCKWISE UNTIL THEY STOP, THEN BACK EACH ONE OFF SEVERAL TURNS.

NOT PUMPING AT ALL

If the machine is barely pumping or not pumping at all, then the safety valve will need adjusting.



Figure 3, Insert a can and raise the platform



Figure 4, Lay the machine on its side with the air disconnected

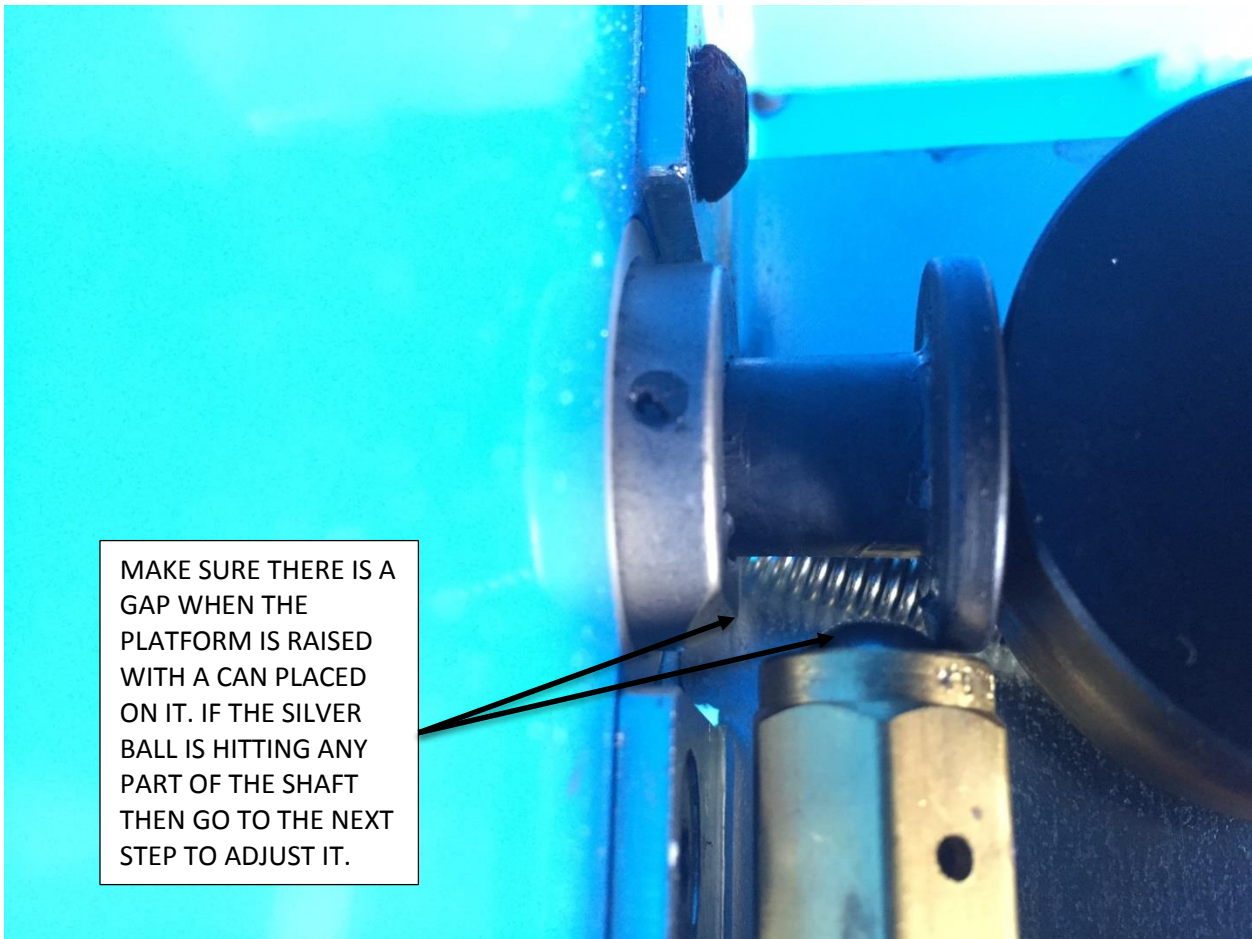



Figure 5
REVISED 5/28/2015



If none of the above troubleshooting techniques solve your problem, please visit our website at fillaero.com and fill out the website contact request form.

