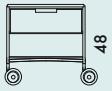
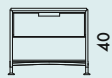


2000



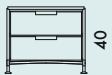
2001



2004



2005



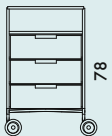
2010



2011



2020



2021



2024



2025



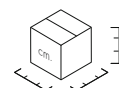
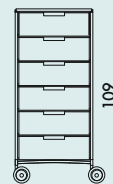
2034



2035

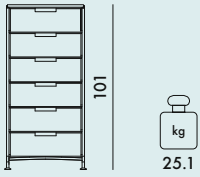


2040



Model	Quantity	Weight (kg)	Volume (cm³)	Dimensions (cm)
2000	1	12.9	0.140	50X56X50
2001	1	12.8	0.140	50X56X50
2004	1	13.3	0.140	50X56X50
2005	1	14.0	0.140	50X56X50
2010	1	17.8	0.192	56X58X59
2011	1	17.4	0.192	56X58X59
2020	1	21.0	0.251	56X80X56

2041



FRAME

Chrome-plated steel

CONTAINER AND SHELVES

Batch-dyed thermosetting with scratch-proof and knock properties

OPALINE



L1
Ice



L2
Cobalt

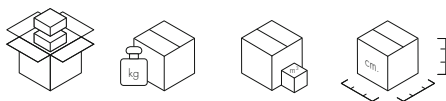
MAT



L5
Opaque
slate



L8
Smoke
glossy



2021	1	20.8	0.251	56X80X56
2024	1	22.2	0.251	56X80X56
2025	1	21.4	0.251	56X80X56
2034	1	26.0	0.304	56X97X56
2035	1	25.6	0.304	56X97X56
2040	1	30.2	0.339	55X112X55
2041	1	28.6	0.339	55X112X55