



Outstanding Thermal Insulation



Excellent Levelling Properties



Compression Strength



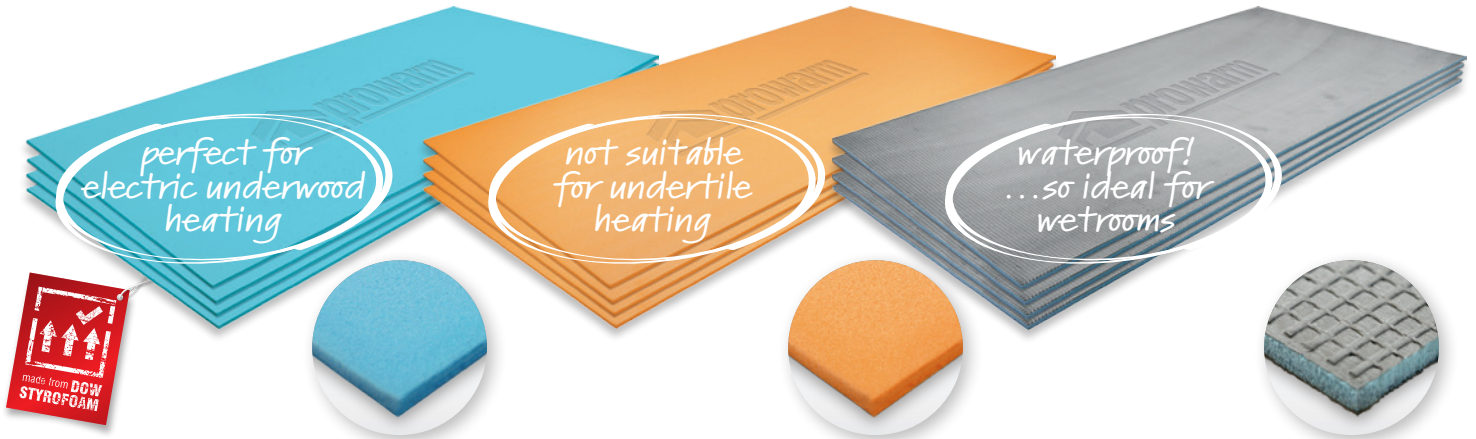
Impact Noise Reduction



Water Resistant



Light Weight Easy to Handle



XP-Pro Insulation Board

ProWarm™ XP-Pro Insulation boards are specifically designed for use with our underfloor heating mat systems on concrete/screeded floors. They should not be used on timber substrate floors with a ceramic tiled finish. They offer a balance between cost and durability and are a less expensive alternative to our Tile Backer Boards.

XP-Pro Insulation Boards are also used as a high quality insulation for our underwood heating systems on any substrate floor. Available in 6mm, 10mm, 20mm, 30mm & 50mm thickness.

ProFoam™ Insulation Board

ProWarm™ economy insulation boards are specifically designed for use with our underwood heating mat systems.

These boards are the most cost effective solution for underwood systems and also act as an underlay for your wooden floor, they're available in 6mm thickness only.

Even if not used with underfloor heating these boards are the most cost effective high quality underlay for wooden floors.

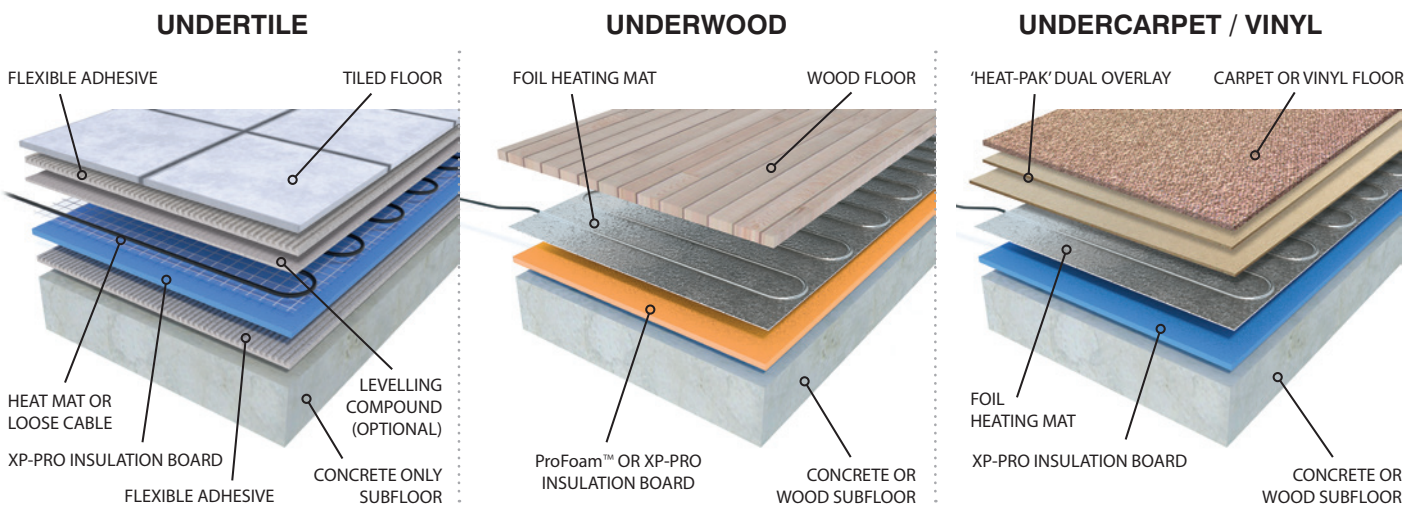
Not Suitable for undertile heating.

Tile Backer Board

ProWarm™ Tile backer insulation boards are high quality extruded polystyrene panels which are covered with a fibreglass mesh on both sides, for use with our under tile heating cables and mats (not suitable for our underwood systems). Available in 6mm, 10mm, 12.5mm, 20mm, 30mm & 50mm thickness.

ProWarm™ Tile Backer Boards are ideal for two primary purposes; as a superior waterproof surface to fix wall or floor tiles and as a first class heat insulation for underfloor heating systems.

XP-Pro and ProFoam™ Boards are suitable for various floor coverings on screeded / concrete floors





UNDERTILE MAT & CABLE SYSTEMS

using Tile Backer & XP-Pro* Boards

Concrete / Screeded Floors - Ensure floor surface is free of dust and debris and primed with suitable primer (in kit), prior to bonding boards in place with a good quality Rapid Set Flexible Floor tile adhesive (check manufacturers guideline's). Use suitable notched floor tiling trowel to apply the adhesive to the floor and bed boards using a straight edge.

For tiling either directly over tile backer boards or to embed electric underfloor heating system use a Rapid Set Flexible Floor Tile Adhesive. Ensure that all heating mats are fully embedded within the tile adhesive or Level it one self levelling compound.

NOTE: Do not use solvent based or pre mixed adhesives. A single part latex levelling compound may be applied to embed the heating system prior to tiling if desired.

Timber Floors - Tile backer boards must be screwed to a timber floor with screws and washer at minimum 300mm centres. If the timber floor is uneven it may be necessary to put a layer of flexible tile adhesive below the boards prior to screwing down.



Priming - Please ensure all boards are primed with a suitable Acrylic based primer (As per manufactures guidelines) Ensure primer is completely dry before fixing the tiles with a flexible tile adhesive.

***XP-Pro Boards can only be installed on concrete/screeded floors using a cement based tile adhesive**

UNDERWOOD FOIL SYSTEM

using ProFoil™ or XP-Pro

Any substrate floor - Boards to be loose laid in a staggered brickwork fashion, boards can be taped together if required to prevent movement whilst laying the heating mats.



PROWARM ProFoil™ & XP-PRO INSULATION BOARDS ARE EASILY CUT WITH A SHARP KNIFE 

See our step by step videos

 Scan QR Code for **XP-Pro Insulation Video**

 Scan QR Code for **ProFoil™ Insulation Video**

 Scan QR Code for **Tile Backer Insulation Video**

