
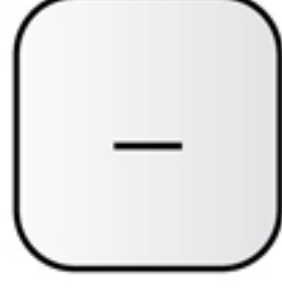




# USER GUIDE

## ON BOARD CONTROL PANEL

-  Press to Adjust Red 660 NM Intensity in 5% increments
-  Press to Adjust Red 850 NM Intensity in 5% increments
-  Increase Highlighted Selection
-  Decrease Highlighted Selection
-  Cycle other setting types: Timer length, Pulse Frequency, Group
-  Start your treatment session | Pause your treatment session

 Sessions halfway points are signaled by a beep sound to remind you to turn over if you choose. This feature can be turned off by holding + & - buttons for 5 seconds.



(15 cm)

**Do Not Use Closer Than 6" From The Body**



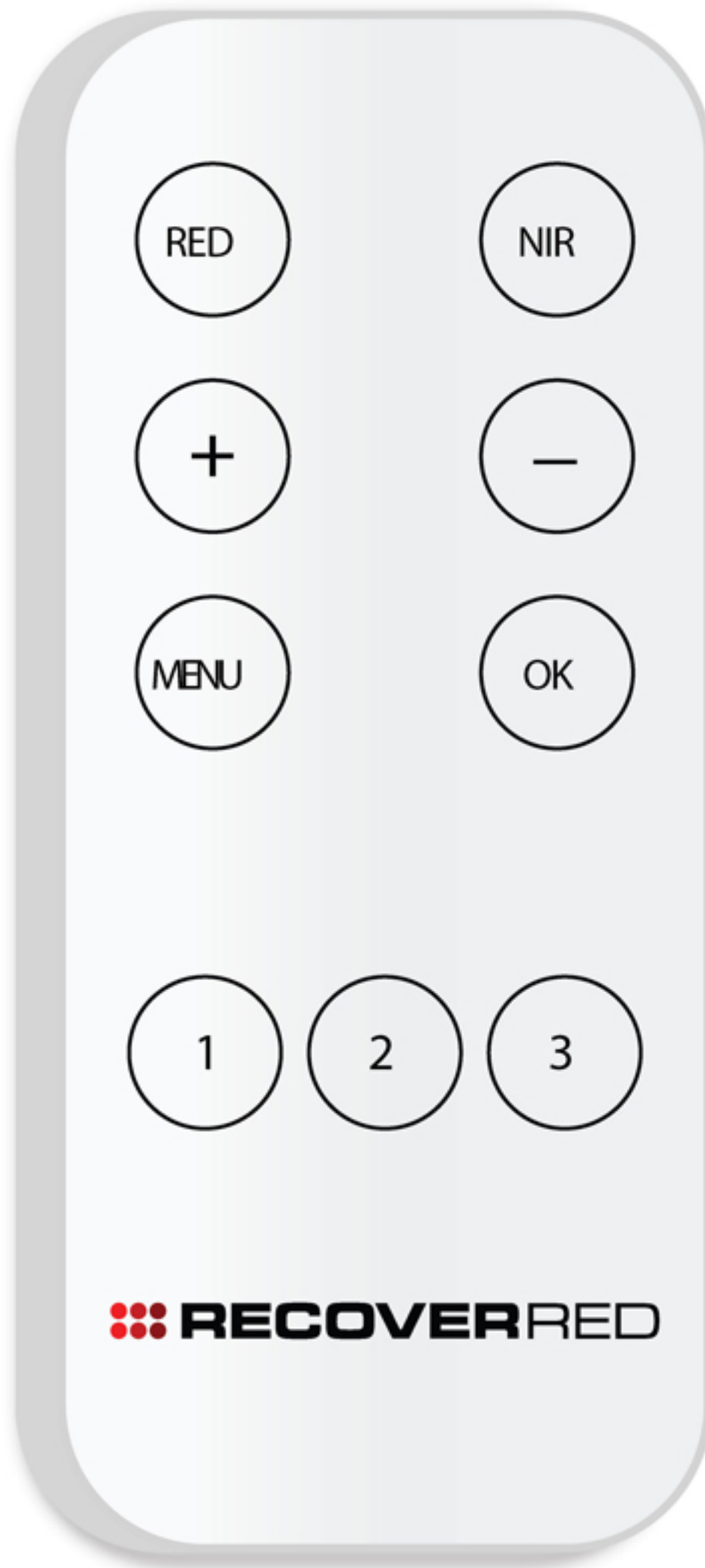
	<b>90%</b>	Red 660nm Current Setting In 5% Increments
	<b>70%</b>	Infra Red 850nm Current Setting In 5% Increments
	<b>TIME: 30MINS</b>	Session Timer Length   1- 30 Minutes
	<b>PULSE: 5HZ</b>	Frequency Pulse Setting   0-20hz
	<b>GROUP: 1</b>	Multi Unit Group Control * Leave On 1




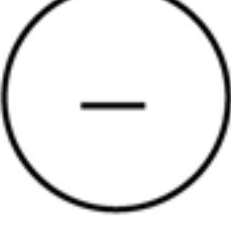

<b>20:00</b>	Session Time Remaining
<b>R:100%</b>	Session Light Intensity Settings
<b>N:100%</b>	
<b>P:20HZ</b>	Session Pulse Frequency Setting
<b>G:1</b>	
	Current Light Group* Leave on 1



# USER GUIDE

## REMOTE CONTROL



-  Press to Adjust Red 660 NM Intensity in 5% increments
-  Press to Adjust Red 850 NM Intensity in 5% increments
-  Increase Highlighted Selection
-  Decrease Highlighted Selection
-  Be sure to keep on Group 1 unless using a special application

(15 cm)



Recover Red Product Setup Guides

<https://recoveredred.com/pages/setup-guides>

\*\*For units with multiple light panels be sure they are all set to the same group, be sure remote is on the same setting

\*\* Remember Near IR spectrums cannot be seen with the human eye.