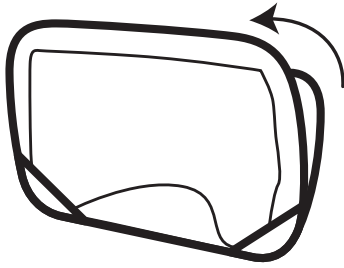



# 2 in 1 POP UP TARGET GOAL

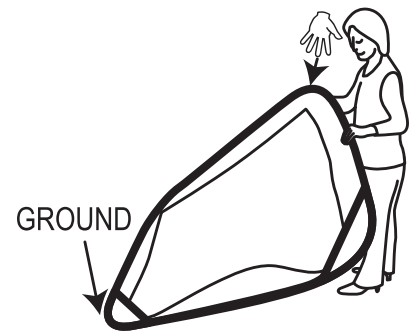
---



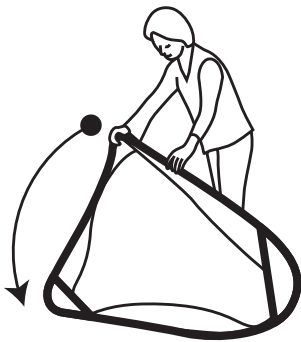
1. Release the clip on both sides and remove the poles. Fold the bottom panel upward towards the front panel.




2. Now you are ready to 'twist & fold' the unit.



3. Place your hands on one corner of the unit with the opposite corner pointing towards ground.



4. With a light push, press the two corners together as shown.



5. Hold the 2 corners together while proceeding to the next step.



6. While holding the 2 corners pull one of the sides toward you, as shown.



7. Now pull the remaining side towards you and close both sides by overlapping the loops together.



8. Closed position.