

## FURNITURE MEASURING & DELIVERY GUIDE

THIS MATERIAL WILL AID IN MAKING SURE THE FURNITURE YOU CHOOSE FITS PERFECTLY IN YOUR HOME. USE THIS STEPWISE MEASUREMENT GUIDE FOR A SUCCESSFUL DELIVERY

### 01

#### VERIFY ALL ITEM MEASUREMENTS

Our site gives width, depth, and height details for each furniture item. We also offer the diagonal dimension for sofas, chairs, and sectional units. The furniture's width should be narrower than the height of any doorway, stairway, or corridor it has to go through. The diagonal depth should be narrower than the width of any associated doorway, stairway, or hallway.

WIDTH \_\_\_\_\_

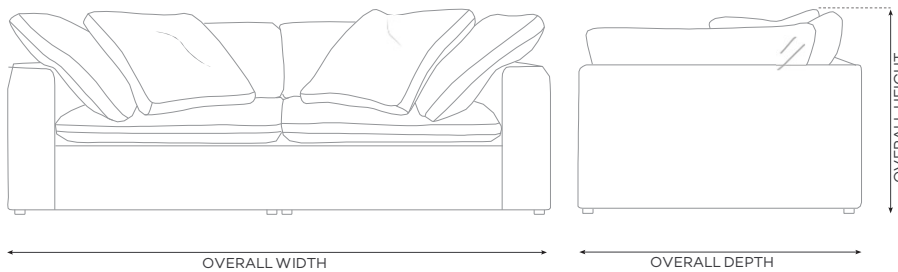
DEPTH \_\_\_\_\_

HEIGHT \_\_\_\_\_

DIAGONAL \_\_\_\_\_

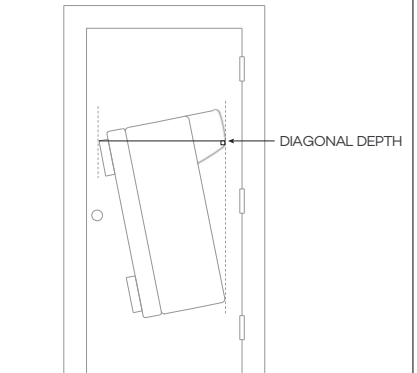
#### MEASUREMENT CRITERIA

Furniture is measured at the tallest, deepest and widest points of the product, including overhangs, angles, outward curves and arms.



#### DIAGONAL DEPTH

Consider this dimension when furniture has to be angled during entry.



### 02

#### ASSESS THE DESIGNATED SPACE FOR YOUR FURNITURE

Decide where you want to position your furniture. Look at the width, depth, and height of the item on our site, making sure it matches the space you've picked out. You might consider drawing a scaled floorplan or using painter's tape to mark the furniture's size on the floor.

WIDTH \_\_\_\_\_

DEPTH \_\_\_\_\_

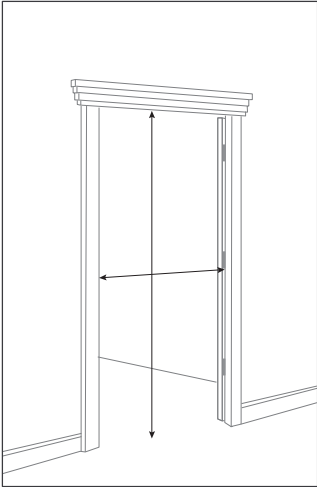
HEIGHT \_\_\_\_\_

# 03

## CHECK THE DELIVERY ROUTE

Plan the most efficient route from outside to the room where your furniture will be set up. Take measurements of every doorway, elevator, stairway, and corridor the furniture will traverse. If you're in an apartment or a house with an elevator, measure the inside height of the elevator, the width of the elevator door, and the space to the opposite wall. Also, measure the space between

the entrance and the opposite wall, especially if the furniture has to turn. Match these measurements with your new furniture's dimensions to ensure our delivery team can smoothly move through entrances and around any barriers.

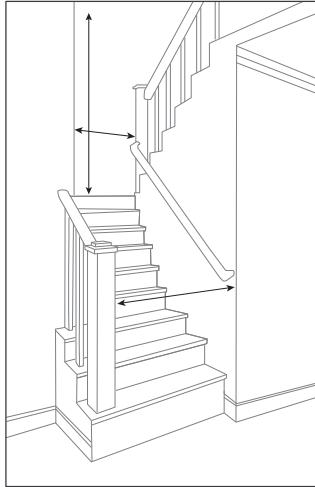


### DOORWAYS

- Measure the interior width and height of every doorway.
- Determine how far your door can swing open.
- Note any architectural features that might obstruct entry.

DOORWAY 1 \_\_\_\_\_

DOORWAY 2 \_\_\_\_\_




### STAIRWAYS

- Measure the width of your stairs, considering handrails or posts.
- Measure the height between the top and bottom steps to the ceiling.
- Ensure the furniture piece can accommodate landings.

STAIRWAY 1 \_\_\_\_\_

STAIRWAY 2 \_\_\_\_\_



### HALLWAYS

- Determine the hallway's width, factoring in any bends or curves.
- Look out for architectural elements and overhead fixtures that might obstruct passage.

HALLWAY 1 \_\_\_\_\_

HALLWAY 2 \_\_\_\_\_

## GETTING READY FOR DELIVERY

### SETTING UP YOUR DELIVERY TIME

When arranging your delivery time, kindly inform Citi Modern Furniture of any specific needs. This might include the use of smaller trucks for tight roads and driveways, time restrictions due to local rules, gated community access, insurance proof for tall buildings and condos, several stair flights, or service elevator bookings.

### ON THE DAY OF DELIVERY: WHAT TO ANTICIPATE

For most furniture pieces and certain non-furniture items eligible for Furniture Delivery, expect an in-home delivery. Our skilled white glove delivery experts will meticulously unpack and check each item, set it up, and position it in your preferred room. As a courtesy, we'll handle the disposal of all packaging materials. We kindly request that you thoroughly review your item(s) while our delivery crew is still at your residence.

Please be aware that our delivery team is not authorized to relocate existing furniture in your home, nor can they handle electrical setups or take doors off hinges. To ensure a smooth delivery, kindly prep your home before our team's arrival:

- Make way by relocating any obstructing furniture or art pieces.
- Safeguard any dangling light fixtures.
- Position your rugs accordingly.
- Keep pets in a separate area.

Please ensure that the furniture pieces can comfortably pass through access points such as doorways, stairways, hallways, elevators, and around corners to their designated location.

**CITIMODERN**  
FURNITURE