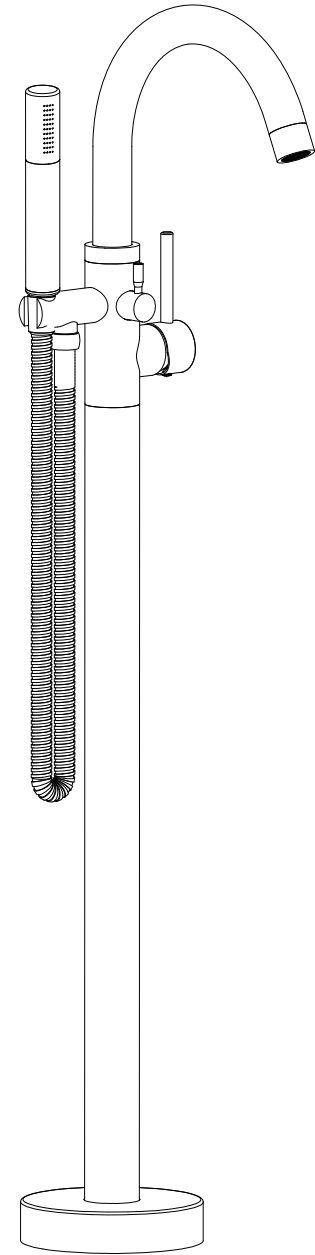
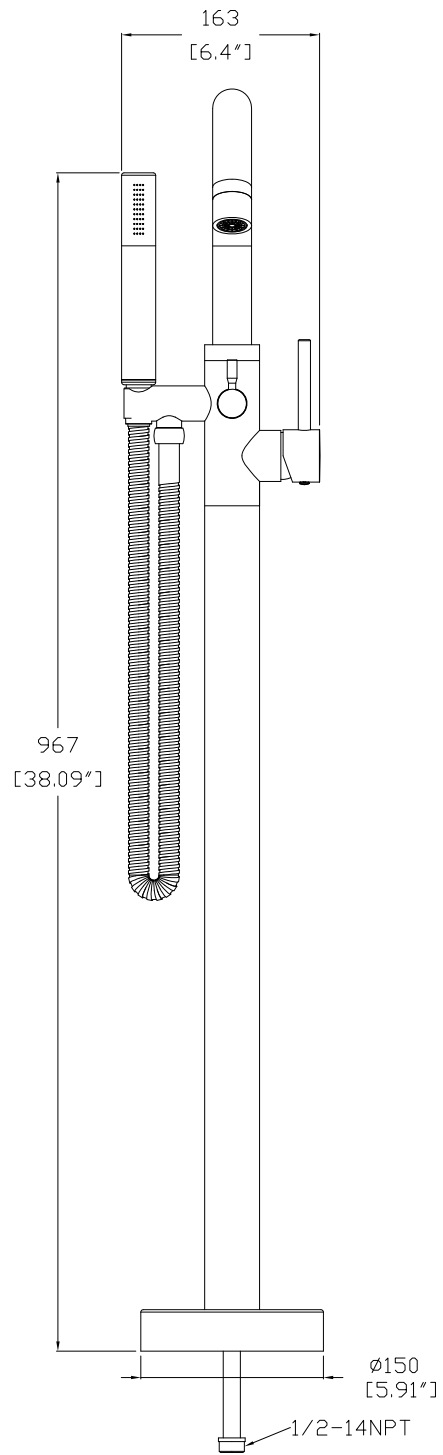
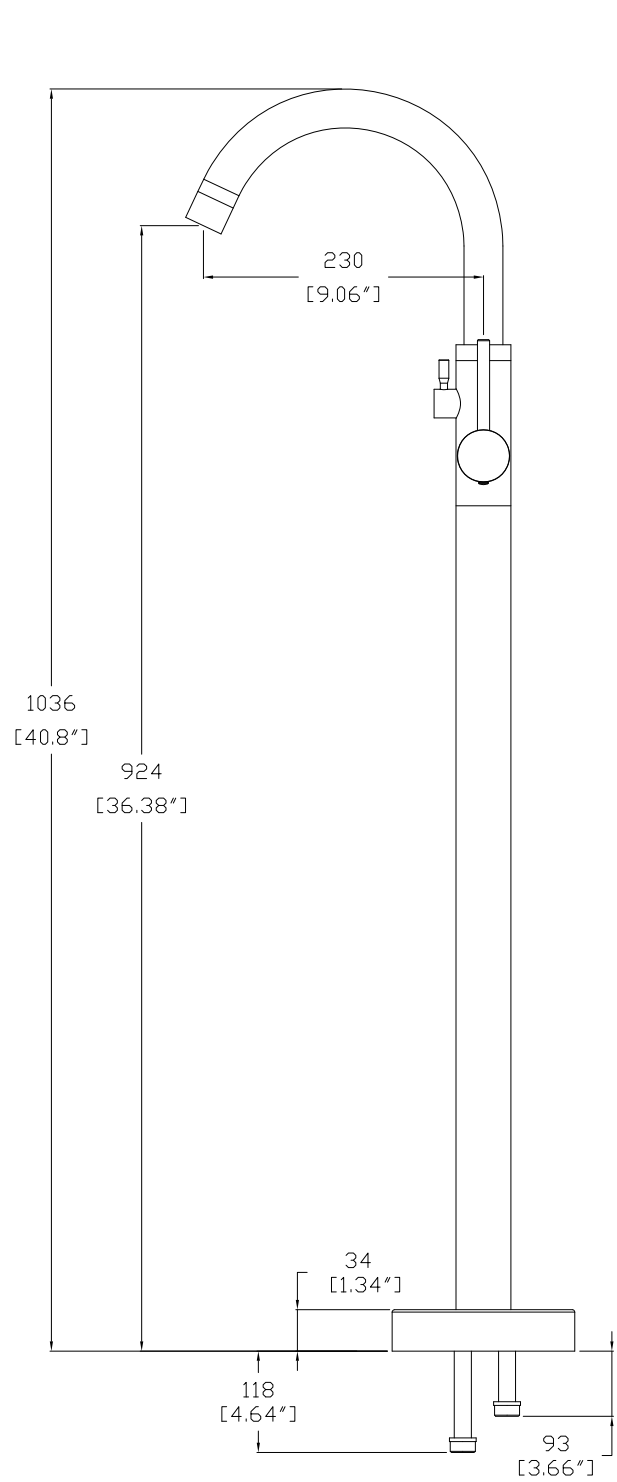


36		WASHER	2	POM	
35		CONNECTOR	1	BRASS	
34		O-RING	1	NBR	
33		BODY	1	BRASS	
32		COVER	1	BRASS	
31		SHOWER	1	VARIOUS	
30		WASHER	2	NBR	
29		HOSE	1	VARIOUS	
28		INLET (COLD)	1	VARIOUS	
27		INLET (HOT)	1	VARIOUS	
26		BASE SEAT	1	BRASS	
25		BASE SEAT	1	BRASS	
24		WASHER	1	SUS	
23		GASKET	1	SUS	
22		SCREW	1	SUS	
21		ESCUTCHEON	1	BRASS	
20		GASKET	1	NBR	
19		PIPE	1	BRASS	
18		CAP	1	ABS	
17		SCREW	1	SUS	
16		HANDLE	1	Zn	
15		COVER	4	BRASS	
14		RETAINER	4	BRASS	
13		CARTRIDGE	4	VARIOUS	
12		HANDLE	1	BRASS	
11		SCREW	1	SUS	
10		LEVER	1	BRASS	
9		DIVERTER	1	VARIOUS	
8		O-RING	2	NBR	
7		O-RING	1	NBR	
6		CONNECTOR	1	BRASS	
5		O-RING	1	NBR	
4		HOUSING	1	BRASS	
3		FLOW REGULATOR	1	POM	
2		WASHER	1	NBR	
1		SPOUT	1	BRASS	
NO.	Drawing No.	Part Description	Quantity	Material	Remark

FS-AZ0025



UNIT:
mm[inch]