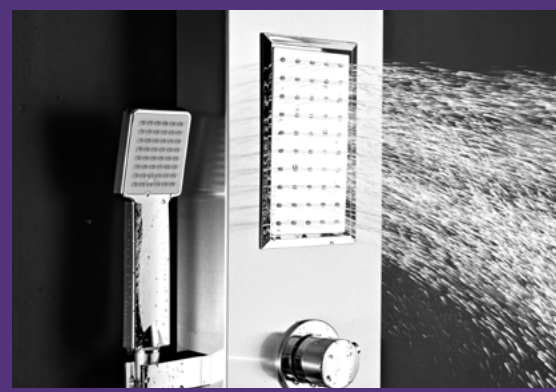




ANNZZ



BATHROOM / SHOWER / KITCHEN

SHOWROOM EDITION

PERFECTION IS OUR TRADITION™



PERFECTION IS OUR TRADITION™

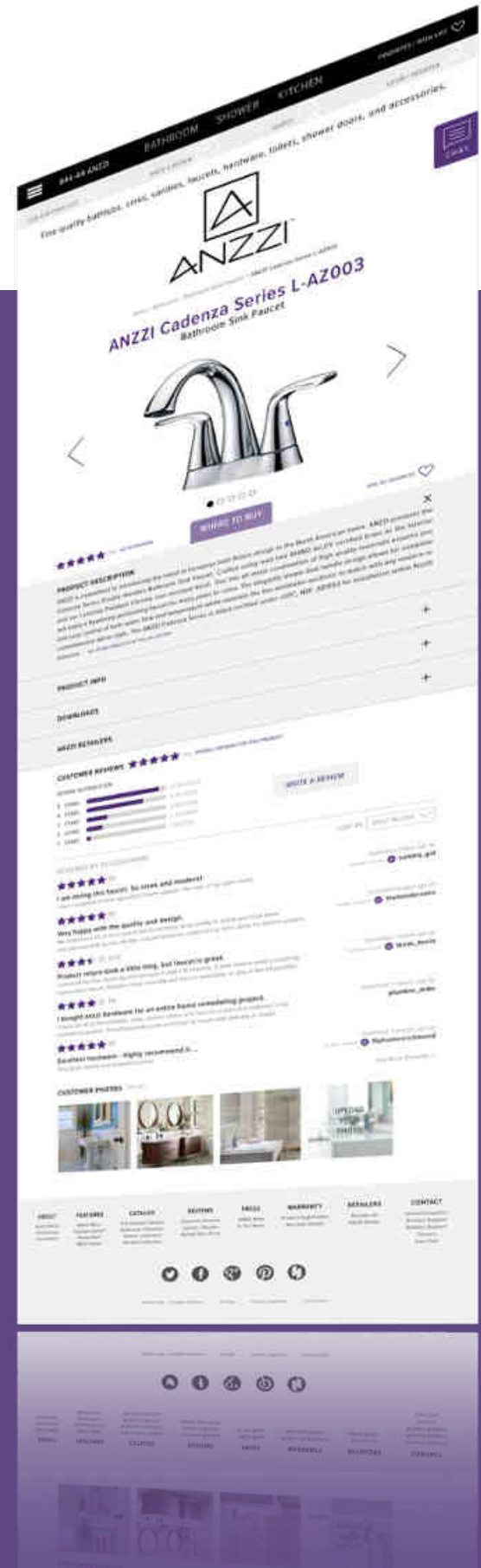




TABLE OF CONTENTS

ABOUT US	7
<i>Our Mission</i>	8
<i>Engineering</i>	11
<i>Legacy</i>	12
BATH	14
<i>Accessories</i>	17
<i>Towel Warmers</i>	25
<i>Bathtub Faucets</i>	27
<i>Freestanding Bathtubs</i>	33
<i>Bathroom Sinks</i>	47
<i>Bathroom Sink Faucets</i>	64
<i>Vanities</i>	67
<i>Toilets</i>	71
SHOWER	74
<i>Shower Doors</i>	77
<i>Shower System</i>	81
KITCHEN	90
<i>Kitchen Sinks</i>	93
<i>Kitchen Faucets</i>	97
<i>ANZZI Features</i>	98
<i>ANZZI Hospitality</i>	100
<i>Additional Information</i>	102
<i>ANZZI Warranty</i>	104







ABOUT US



ANZZI™ offers world-class craftsmanship in the production of its diverse array of home hardware and fixtures. ANZZI™ is committed to the highest standards of artisan design evidenced by our products' lifelong durability. We create a diverse array of products that represent a myriad of styles, shapes, and sizes. We've crafted our products with the highest-quality materials, knowing that every piece must live up to our reputation for design excellence. Simply, anything less is unworthy to be stamped with the ANZZI™ brand.

ANZZI™ specializes in creating high-end luxury kitchen and bath faucets, shower systems, and bathtubs that could easily be described as works of art. We offer one-of-a-kind collections created by some of the most respected designers in the industry.

OUR MISSION



Forever tied to the traditions of old ANZZI™ strives to craft unique and timeless works of art to be admired and enjoyed for generations to come. Marrying the timelessness of old world charm and function with the latest new century technology and styles, ANZZI™ has crafted a philosophy centered on an enduring legacy of quality, inspired design, and trending innovation.

With the introduction of each new collection, ANZZI™ bares to the world an artistic statement expressed in a form that millions can enjoy in their very homes.

A home becomes the legacy passed on through the generations. We want that legacy to become a timeless reminder of where we all come from.

And where we are going.





ENGINEERING



Style, however, does not come at the cost of quality and structural integrity. Whether it's the highest grade materials, the finest quality components or the most proven engineering techniques, ANZZI™ will only use the best. And in turn only offers the best in home fashion fixtures.

The products we offer, be they bathtubs, toilets, bathroom or kitchen faucets and sinks, are more than just static fixtures placed in a home. Our customers and their families interact with these items every day. The bathroom, for instance, is often the first place visited every morning and the last stop every night. As much as looks and style is a pivotal part of the ANZZI™ philosophy, functionality and reliability is paramount.

AN INDELIBLE LEGACY



Throughout the ancient world the roman aqueducts stood as a symbol of engineering prowess unmatched for millennia. The aqueducts were constructed with only the finest materials available and to the empire it was a lifeline that brought tons of fresh water while expelling the waste. The aqueducts stand as a monumental feat achieved with the combined efforts of contemporary master class designers, architects, engineers, masons, surveyors and

more. Master craftsmen of the highest echelon contributed to create something entirely greater than they could achieve alone.

This is the vision for ANZZI™ and this is the type of product we strive to produce for our customers because, just like the aqueducts of ancient Rome, our products are something people depend on every day. And we're not going to let you down.

The road to ANZZI™ is one paved with hard work and dedication passed down through the generations of master craftsman and builders. A proud lineage encompassing nearly a century of knowledge and tradition that laid the foundation of who we are and what we can achieve.

Sincerely,



LA FAMIGLIA ANZZI™





BATH

ANZZI™ BATH showcases inspired dynamic designs and styles in an elegant collection curated to fit any bath fashion need.







**BATH
ACCESSORIES**



HOOKS



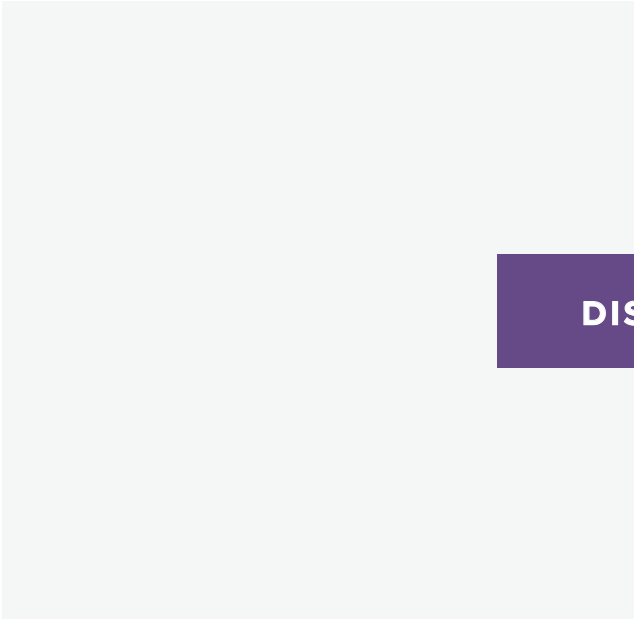
BARS




HOLDERS




RINGS



DISHES



SHELVES



CASTER SERIES



AC-AZ-D-000
CASTER SERIES
SOAP DISH

FINISH: CH / BN



AC-AZ001
CASTER SERIES
TOOTHBRUSH HOLDER

FINISH: CH / BN



AC-AZ002
CASTER SERIES
TOOTHBRUSH HOLDER

FINISH: CH / BN



AC-AZ-D-003
CASTER SERIES
ROBE HOOK

FINISH: CH / BN



AC-AZ004
CASTER SERIES
ROBE HOOK

FINISH: CH / BN



AC-AZ005
CASTER SERIES
TOWEL RING

FINISH: CH / BN



AC-AZ006
CASTER SERIES
SHELF

FINISH: CH / BN



AC-AZ007
CASTER SERIES
TOWEL BAR

FINISH: CH / BN



AC-AZ008
CASTER 2 SERIES
ROBE HOOK

FINISH: CH / BN



AC-AZ009
CASTER 2 SERIES
TOWEL RING

FINISH: CH / BN



AC-AZ010
CASTER 2 SERIES
TOWEL BAR

FINISH: CH / BN



ESSENCE SERIES



AC-AZ049
ESSENCE SERIES
ROBE HOOK

FINISH: CH / BN



AC-AZ050
ESSENCE SERIES
SHELF

FINISH: CH / BN



AC-AZ052
ESSENCE SERIES
TOWEL BAR

FINISH: CH / BN



AC-AZ051
ESSENCE SERIES
TOOTHBRUSH HOLDER

FINISH: CH / BN



AC-AZ056
ESSENCE SERIES
TOOTH BRUSH HOLDER

FINISH: CH / BN



AC-AZ053
ESSENCE SERIES
SOAP DISH

FINISH: CH / BN



AC-AZ057
ESSENCE SERIES
TOWEL BAR

FINISH: CH / BN



AC-AZ058
ESSENCE SERIES
TOWEL BAR

FINISH: CH / BN



AC-AZ054
ESSENCE SERIES
ROBE HOOK

FINISH: CH / BN



AC-AZ055
ESSENCE SERIES
BRUSH HOLDER

FINISH: CH / BN







TOWEL WARMERS



TW-AZ016
MAGNUS SERIES
4 - BAR / STAINLESS STEEL
35 WATTS

FINISH: CH / BN





**BATHTUB
FAUCETS**

DECK MOUNTED



FR-AZ038CH
 VERNAL SERIES
 3 - HANDLES / 4 - HOLES
 LONG REACH SPOUT w/ HAND
 SPRAYER

FINISH: POLISHED CHROME



FR-AZ039CH
 GLYMUR SERIES
 3 - HANDLES / 4 - HOLES
 WATERFALL SPOUT w/ HAND
 SPRAYER

FINISH: POLISHED CHROME



FR-AZ040CH
 ALAMERE SERIES
 SINGLE HANDLE / 3 - HOLES
 HIGH-ARC SPOUT w/ HAND
 SPRAYER

FINISH: POLISHED CHROME



FR-AZ-D-042CH
 PIEDRA SERIES
 3 - HANDLES / 5 - HOLES
 WATERFALL SPOUT w/ HAND
 SPRAYER

FINISH: POLISHED CHROME



FR-AZ043CH
 DELLA SERIES
 3 - HANDLES / 5 - HOLES
 WATERFALL SPOUT w/ HAND
 SPRAYER

FINISH: POLISHED CHROME




FR-AZ044CH
 GUAIRÁ SERIES
 3 - HANDLES / 5 - HOLES
 WATERFALL SPOUT w/ HAND
 SPRAYER

FINISH: POLISHED CHROME



FR-AZ048CH
 RIBBON SERIES
 3 - HANDLES / 5 - HOLES
 WATERFALL SPOUT w/ HAND
 SPRAYER

FINISH: POLISHED CHROME



**HAND
SPRAYERS**



**FAST FILL
SPOUTS**



**INSPIRED
DESIGNS**



FREESTANDING BATH FAUCETS



FS-AZ0029CH
KASE SERIES
SINGLE HANDLE
w/ HAND SPRAYER

FINISH: CH / BN



FS-AZ0037CH
KHONE SERIES
2-HANDLE
w/ HAND SPRAYER

FINISH: CH / BN





FREESTANDING BATHTUBS

FREESTANDING BOUTIQUE BATHTUBS



FT-AZ524
KNIGHT SERIES
MARINE GRADE ACRYLIC
72.05 L x 34.06 W x 24.8 H

CRIMSON SNOW



FT-AZ205
ROOK SERIES
MARINE GRADE ACRYLIC
68.31 L x 30.91 W x 22.83 H

MAHOGANY STYLE




FT-AZ537
QUEEN SERIES
MARINE GRADE ACRYLIC
68.9 L x 31.1 W x 27.56 H

LOCKET GOLD




FT-AZ104
ARES SERIES
MARINE GRADE ACRYLIC
67 L x 31.5 W x 23.6 H

GLOSSY SNOW



FT-AZ512
CIELO SERIES
MAN MADE STONE
78.7 L x 55 W x 27.5 H

MATTE WHITE





GALA STYLE BATHTUBS



FT-AZ220

GALA SERIES
MARINE GRADE ACRYLIC
80 L x 31 W x 60 H

GLOSSY BLACK AND WHITE



FT-AZ218

GALA SERIES
MARINE GRADE ACRYLIC
80 L x 31 W x 60 H

GLOSSY VIOLET AND WHITE



FT-AZ219

GALA SERIES
MARINE GRADE ACRYLIC
80 L x 31 W x 60 H

GLOSSY PINK AND WHITE

FREESTANDING BOUTIQUE BATHTUBS



FT-AZ520-BK
AZUL SERIES
MAN MADE GLASS STONE
69 L x 31 W x 25.63 H

TRANSLUCENT MIDNIGHT BLACK



FT-AZ520-GR
AZUL SERIES
MAN MADE GLASS STONE
69 L x 31 W x 25.63 H

TRANSLUCENT EMERALD GREEN



FT-AZ-D-520-OR
AZUL SERIES
MAN MADE GLASS STONE
69 L x 31 W x 25.63 H

TRANSLUCENT HONEY AMBER




FT-AZ520-PU
AZUL SERIES
MAN MADE GLASS STONE
69 L x 31 W x 25.63 H

TRANSLUCENT EVENING VIOLET



FT-AZ520-RD
AZUL SERIES
MAN MADE GLASS STONE
69 L x 31 W x 25.63 H

TRANSLUCENT DEEP RED





FT-AZ521

EMBER SERIES

MAN MADE GLASS STONE

65.63 L x 32.5 W x 23.5 H

TRANSLUCENT DEEP RED



FT-AZ521-BK

EMBER SERIES

MAN MADE GLASS STONE

65.63 L x 32.5 W x 23.5 H

TRANSLUCENT MIDNIGHT BLACK



FT-AZ521-BL
EMBER SERIES
MAN MADE GLASS STONE
65.63 L x 32.5 W x 23.5 H

TRANSLUCENT REGAL BLUE



FT-AZ521-GR
EMBER SERIES
MAN MADE GLASS STONE
65.63 L x 32.5 W x 23.5 H

TRANSLUCENT EMERALD GREEN



FT-AZ-D-521-OR
EMBER SERIES
MAN MADE GLASS STONE
65.63 L x 32.5 W x 23.5 H

TRANSLUCENT HONEY AMBER



FT-AZ521-PU
EMBER SERIES
MAN MADE GLASS STONE
65.63 L x 32.5 W x 23.5 H

TRANSLUCENT EVENING VIOLET



FT-AZ-D-522
OPAL SERIES
MAN MADE GLASS STONE
67 L x 31.4 W x 19 H

TRANSLUCENT MIDNIGHT BLACK



FT-AZ522-BL
OPAL SERIES
MAN MADE GLASS STONE
67 L x 31.4 W x 19 H

TRANSLUCENT REGAL BLUE



FT-AZ522-GR
OPAL SERIES
MAN MADE GLASS STONE
67 L x 31.4 W x 19 H

TRANSLUCENT EMERALD GREEN



FT-AZ522-PU
OPAL SERIES
MAN MADE GLASS STONE
67 L x 31.4 W x 19 H

TRANSLUCENT EVENING VIOLET



FT-AZ522-RD
OPAL SERIES
MAN MADE GLASS STONE
67 L x 31.4 W x 19 H


TRANSLUCENT DEEP RED



FT-AZ522-OR
OPAL SERIES
MAN MADE GLASS STONE
67 L x 31.4 W x 19 H

TRANSLUCENT HONEY AMBER





FT-AZ523

VIDA SERIES

MAN MADE GLASS STONE

62 L x 32 W x 23.5 H

TRANSLUCENT HONEY AMBER



FT-AZ523-BL

VIDA SERIES

MAN MADE GLASS STONE

62 L x 32 W x 23.5 H

TRANSLUCENT REGAL BLUE



FT-AZ523-GR
VIDA SERIES
MAN MADE GLASS STONE
62 L x 32 W x 23.5 H

TRANSLUCENT EMERALD GREEN



FT-AZ523-PU
VIDA SERIES
MAN MADE GLASS STONE
62 L x 32 W x 23.5 H

TRANSLUCENT EVENING VIOLET



FT-AZ523-RD
VIDA SERIES
MAN MADE GLASS STONE
62 L x 32 W x 23.5 H

TRANSLUCENT DEEP RED



FT-AZ523-BK
VIDA SERIES
MAN MADE GLASS STONE
62 L x 32 W x 23.5 H

TRANSLUCENT MIDNIGHT BLACK





BATHROOM SINKS

DECO-GLASS



LS-AZ041
 CHORD SERIES
 TEMPERED DECO-GLASS
 16.5 L x 16.5 W x 5.875 H
 MATCHING FAUCET
 BLACK / RED



LS-AZ043
 BRAVO SERIES
 TEMPERED DECO-GLASS
 18.9 L x 15.4 W x 5.5 H
 BLACK



LS-AZ-D-046
 KEY SERIES
 TEMPERED DECO-GLASS
 17.25 L x 17.25 W x 5.5 H
 BLUE / BLACK



LS-AZ050
 OPUS SERIES
 TEMPERED DECO-GLASS
 16.875 L x 16.875 W x 6.187 H
 BROWN



LS-AZ052
 MESTO SERIES
 TEMPERED DECO-GLASS
 21 L x 14.2 W x 6 H
 TRANSLUCENT GOLD



LS-AZ053
 ASSAI SERIES
 TEMPERED DECO-GLASS
 22.625 L x 14.375 W x 4.3 H
 BLUE



LS-AZ057
 ECHO SERIES
 TEMPERED DECO-GLASS
 16.5 L x 16.5 W x 5.5 H
 RED



LS-AZ058
 FORTE SERIES
 TEMPERED DECO-GLASS
 17.375 L x 17.375 W x 5.5 H
 RED / BLACK



LS-AZ059
 RITMO SERIES
 TEMPERED DECO-GLASS
 17.5 L x 17.5 W x 5.5 H
 TRANSLUCENT RED

DECO-GLASS



LS-AZ066
CANOSA SERIES
TEMPERED DECO-GLASS
16.1 L x 16.1 W x 5.25 H

RICH TIMBER



LS-AZ075
SYMPHONY SERIES
TEMPERED DECO-GLASS
17 L x 17 W x 5.5 H

DARK BLUE FINISH



LS-AZ083
SONATA SERIES
TEMPERED DECO-GLASS
15.9 L x 15.9 W x 5.1 H

LIGHT GREEN



LS-AZ162
STELLAR SERIES
TEMPERED DECO-GLASS
16.5 L x 16.5 W x 5.7 H

GLACIAL BLAZE



LS-AZ163
STELLAR SERIES
TEMPERED DECO-GLASS
16.5 L x 16.5 W x 5.7 H

ARCTIC BLAZE



LS-AZ164
STELLAR SERIES
TEMPERED DECO-GLASS
16.5 L x 16.5 W x 5.7 H

PLATINUM STORM



LS-AZ165
STELLAR SERIES
TEMPERED DECO-GLASS
16.5 L x 16.5 W x 5.7 H

IDOL GOLD



LS-AZ166
STELLAR SERIES
TEMPERED DECO-GLASS
16.5 L x 16.5 W x 6.1 H

OPAL CREST



LS-AZ167
STELLAR SERIES
TEMPERED DECO-GLASS
16.5 L x 16.5 W x 5.7 H

DEEP SEA

DECO-GLASS



LS-AZ168
STELLAR SERIES
TEMPERED DECO-GLASS
16.5 L x 16.5 W x 5.7 H

CARIBBEAN SHORE



LS-AZ169
STELLAR SERIES
TEMPERED DECO-GLASS
17.7 L x 17.7 W x 5.7 H

MARINE CREST



LS-AZ170
STELLAR SERIES
TEMPERED DECO-GLASS
16.5 L x 16.5 W x 5.7 H

AMBER STORM



LS-AZ171
STELLAR SERIES
TEMPERED DECO-GLASS
16.5 L x 16.5 W x 5.7 H

PRECIOUS STORM



LS-AZ172
STELLAR SERIES
TEMPERED DECO-GLASS
16.5 L x 16.5 W x 5.7 H

EMERALD BURST



LS-AZ173
STELLAR SERIES
TEMPERED DECO-GLASS
16.5 L x 16.5 W x 5.7 H

SAPPHIRE BURST



LS-AZ176
CADENCE SERIES
TEMPERED DECO-GLASS
16.5 L x 16.5 W x 5.7 H

WHITE



LS-AZ177
MARBELA SERIES
TEMPERED DECO-GLASS
19.5 L x 15.4 W x 5.5 H

BLACK



LS-AZ178
MARBELA SERIES
TEMPERED DECO-GLASS
19.5 L x 15.4 W x 5.7 H

WHITE



DECO-GLASS



LS-AZ192
VOCE SERIES
TEMPERED DECO-GLASS
21.4 L x 13.2 W x 5.7 H

BLUE



LS-AZ193
ALTO SERIES
TEMPERED DECO-GLASS
22.2 L x 14 W x 5.7 H

BROWN



LS-AZ195
ARC SERIES
TEMPERED DECO-GLASS
16.5 L x 16.5 W x 5.7 H

BROWN



LS-AZ196
ARC SERIES
TEMPERED DECO-GLASS
16.5 L x 16.5 W x 5.7 H

BLUE



LS-AZ197
OCEANA SERIES
TEMPERED DECO-GLASS
16.5 L x 16.5 W x 5.7 H

BLUE



LS-AZ198
MOSAIC SERIES
TEMPERED DECO-GLASS
16.5 L x 16.5 W x 5.7 H

BLUE



LS-AZ200
ALTO SERIES
TEMPERED DECO-GLASS
16.5 L x 16.5 W x 5.7 H

BROWN



LS-AZ206
NILE SERIES
TEMPERED DECO-GLASS
16.5 L x 16.5 W x 5.7 H

BROWN



LS-AZ207
ARC SERIES
TEMPERED DECO-GLASS
16.5 L x 16.5 W x 5.7 H

GRAY

DECO-GLASS



LS-AZ208
ARC SERIES
TEMPERED DECO-GLASS
18.1 L x 18.1 W x 4.7 H

CLEAR



LS-AZ211
CHRONA SERIES
TEMPERED DECO-GLASS
16.5 L x 16.5 W x 5.5 H

BLACK



LS-AZ213
CHRONA SERIES
TEMPERED DECO-GLASS
17.7 L x 17.7 W x 5.7 H

GREEN



LS-AZ214
ARC SERIES
TEMPERED DECO-GLASS
17.7 L x 17.7 W x 5.7 H

GRAY



LS-AZ215
ARC SERIES
TEMPERED DECO-GLASS
16.5 L x 16.5 W x 5.7 H

BLUE



LS-AZ218
ALTO SERIES
TEMPERED DECO-GLASS
16.5 L x 16.5 W x 5.7 H

BROWN



LS-AZ220
IMPASTO SERIES
TEMPERED DECO-GLASS
16.5 L x 16.5 W x 5.7 H

PURPLE FLORAL



LS-AZ221
CHRONA SERIES
TEMPERED DECO-GLASS
18.1 L x 18.1 W x 4.7 H

RED



LS-AZ281
POSH SERIES
TEMPERED DECO-GLASS
16.5 L x 16.5 W x 5.7 H

CORAL BLUE

DECO-GLASS



LS-AZ283
POSH SERIES
TEMPERED DECO-GLASS
16.5 L x 16.5 W x 5.7 H

BRUSHED SILVER



LS-AZ284
POSH SERIES
TEMPERED DECO-GLASS
16.5 L x 16.5 W x 5.7 H

RADIAL UMBER



LS-AZ285
POSH SERIES
TEMPERED DECO-GLASS
16.5 L x 16.5 W x 5.7 H

BRUSHED SILVER



LS-AZ287
POSH SERIES
TEMPERED DECO-GLASS
16.5 L x 16.5 W x 5.7 H

BRUSHED GREEN



LS-AZ288
POSH SERIES
TEMPERED DECO-GLASS
16.5 L x 16.5 W x 5.7 H

VERDURE GOLD



LS-AZ292
POSH SERIES
TEMPERED DECO-GLASS
16.5 L x 16.5 W x 5.7 H

AMBER GOLD



LS-AZ293
POSH SERIES
TEMPERED DECO-GLASS
16.5 L x 16.5 W x 5.7 H

CELESTIAL EARTH



LS-AZ295
POSH SERIES
TEMPERED DECO-GLASS
16.5 L x 16.5 W x 5.7 H

VERDURE GREEN



LS-AZ297
POSH SERIES
TEMPERED DECO-GLASS
16.5 L x 16.5 W x 5.7 H

VERDURE SILVER



NATURAL STONE



LS-AZ136
DRAGONS CREST
NATURAL STONE
16.5 L x 16.5 W x 5.5 H

BLACK JADE



LS-AZ-D-138
UMBRAL ASH
NATURAL STONE
16.5 L x 16.5 W x 5.5 H

BLUE STONE



LS-AZ140
DRAGONS PEAK
NATURAL STONE
21.6 L x 16.5 W x 5.5 H

MANDY BLACK



LS-AZ144
DRAGONS ASH
NATURAL STONE
16.5 L x 16.5 W x 5.5 H

MANDY BLACK



LS-AZ147
DESERT BASIN
NATURAL STONE
16.5 L x 16.5 W x 5.5 H

CREAM MARBLE



LS-AZ148
DESERT SHELL
NATURAL STONE
19.7 L x 14 W x 5.5 H

HONEY ONYX



LS-AZ149
DESERT ASH
NATURAL STONE
16.5 L x 16.5 W x 5.5 H

CREAM MARBLE



LS-AZ152
UMBRAL CROWN
NATURAL STONE
16.5 L x 16.5 W x 5.5 H

BLUE STONE



LS-AZ-D-159
LEOPARDS CREST
NATURAL STONE
19.7 L x 14 W x 5.5 H

YELLOW RIVER

NATURAL STONE



LS-AZ160
UNKINDLED BASIN
NATURAL STONE
19.7 L x 14 W x 5.5 H

DARK RIVER



LS-AZ175
DESERT CREST
NATURAL STONE
16.5 L x 16.5 W x 5.5 H

DARK HONEY



LS-AZ204
VALLEY CREST
NATURAL STONE
16.5 L x 16.5 W x 5.5 H

RAIN COFFEE



LS-AZ224
STOIC BASIN
NATURAL STONE
19.6 L x 15.8 W x 5.5 H

CREAM MARBLE



LS-AZ227
OPAL PEAK
NATURAL STONE
18.8 L x 15 W x 5.125 H

BLACK

VIRTUOUS CERAMIC



LS-AZ097
CADENZA SERIES
CERAMIC
20.5 L x 18 W x 7.5 H

WHITE



LS-AZ102
LANMIA SERIES
CERAMIC
19.5 L x 15.75 W x 8 H

WHITE



LS-AZ103
PEGASUS SERIES
CERAMIC
18.25 L x 15 W x 8 H

WHITE



LS-AZ109
RHODES SERIES
CERAMIC
21.5 L x 15 W x 7.75 H

WHITE



LS-AZ110
RHODES SERIES
CERAMIC
17.125 L x 14 W x 7.5 H

WHITE



LS-AZ116
VITRUVIUS SERIES
CERAMIC
20.5 L x 17 W x 6 H

WHITE

MAN-MADE ANZZI STONE



LS-AZ602
PASSAGE
MAN-MADE ANZZI STONE
15.75 L x 15.75 W x 3.9 H

MATTE WHITE



LS-AZ607
VAINE
MAN-MADE ANZZI STONE
12.7 L x 22.8 W x 5.3 H

MATTE WHITE

VIRTUOUS CERAMIC



LS-AZ179
REGALIA SERIES
CERAMIC
16.5 L x 16.5 W x 5.9 H

GOLD



LS-AZ181
REGALIA SERIES
CERAMIC
16.5 L x 16.5 W x 5.9 H

GOLD



LS-AZ182
BLACK DESERT CROWN
CERAMIC
16.5 L x 16.5 W x 5.7 H

SPECKLED GREY



LS-AZ183
EARTHEN SERIES
CERAMIC
15.7 L x 15.7 W x 5.7 H

BEIGE



LS-AZ184
EARTHEN SERIES
CERAMIC
15.7 L x 15.7 W x 5.9 H

BEIGE



LS-AZ187
SCEPTER SERIES
CERAMIC
16.5 L x 16.5 W x 5.9 H

BLUE



LS-AZ188
REGALIA SERIES
CERAMIC
15.7 L x 15.7 W x 5.7 H

BROWN



LS-AZ189
REGALIA SERIES
CERAMIC
16.5 L x 16.5 W x 5.9 H

BROWN



LS-AZ190
REGALIA SERIES
CERAMIC
16.5 L x 16.5 W x 5.7 H

BLACK / BROWN

VIRTUOUS CERAMIC



LS-AZ174
STELLAR SERIES
CERAMIC
16.9 L x 16.9 W x 5.9 H

BLACK



LS-AZ228
REGAL CROWN SERIES
CERAMIC
15.7 L x 15.7 W x 5.9 H

ROYAL BLUE FINISH



LS-AZ229
BREEZE BASIN
CERAMIC
17.9 L x 12.8 W x 5.3 H

WHITE



LS-AZ230
ASTRAL CROWN
CERAMIC
16.3 L x 16.3 W x 5.3 H

ASTRAL BLUR FINISH




LS-AZ231
DUSK CROWN
CERAMIC
16.3 L x 16.3 W x 5.3 H

RISING BLUR FINISH

VIRTUOUS CERAMIC



LS-AZ234
MARBLED SERIES
CERAMIC
17.7 L x 17.7 W x 5.5 H
MARBLED SANDS FINISH



LS-AZ236
MARBLED SERIES
CERAMIC
17.7 L x 17.7 W x 5.5 H
MARBLED OCEAN FINISH



LS-AZ237
FLEUR NOIR
CERAMIC
17.9 L x 12.8 W x 5.3 H
SPECKLED STONE FINISH



LS-AZ239
APOLLO GOLD
CERAMIC
26.2 L x 16.1 W x 8.3 H
APOLLO GOLD FINISH



LS-AZ241
MARBLED SERIES
CERAMIC
18.9 L x 14.6 W x 5.1 H
MARBLED EARTH FINISH



LS-AZ242
MARBLED SERIES
CERAMIC
19.7 L x 15.4 W x 5.1 H
MARBLED ASH FINISH



LS-AZ245
BYZANTIAN SERIES
CERAMIC
16.7 L x 16.7 W x 5.7 H
BYZANTINE MOSAIC FINISH



LS-AZ247
BYZANTIAN SERIES
CERAMIC
22 L x 16.5 W x 5.5 H
BYZANTINE MOSAIC FINISH

VIRTUOUS CERAMIC




LS-AZ248
 BYZANTIAN SERIES
 CERAMIC
 22 L x 16.5 W x 5.5 H

BYZANTINE MOSAIC FINISH



LS-AZ249
 BYZANTIAN SERIES
 CERAMIC
 17.9 L x 12.8 W x 5.3 H

BYZANTINE MOSAIC FINISH



LS-AZ253
 MARBLED SERIES
 CERAMIC
 16.7 L x 16.7 W x 5.7 H

MARBLED TULIP FINISH



LS-AZ254
 RHAPSODY SERIES
 CERAMIC
 17.3 L x 17.3 W x 4.7 H

NEOLITH MARBLE FINISH



LS-AZ261
 SPANISH SERIES
 CERAMIC
 16.5 L x 16.5 W x 4.9 H

BLUE



LS-AZ265
 BYZANTIAN SERIES
 CERAMIC
 16.1 L x 16.1 W x 4.7 H

MOSAIC GOLD



LS-AZ266
 BYZANTIAN SERIES
 CERAMIC
 15.7 L x 15.7 W x 4.7 H

MOSAIC GOLD



LS-AZ269
 PRUSSIAN SERIES
 CERAMIC
 24 L x 15.7 W x 4.3 H

SILVER



LS-AZ270
 PRUSSIAN SERIES
 CERAMIC
 23.6 L x 15.7 W x 5.9 H

GOLD

VIRTUOUS CERAMIC



LS-AZ271
SONA SERIES
CERAMIC
18.9 L x 13 W x 5.5 H

GOLD



LS-AZ272
SONA SERIES
CERAMIC
16.1 L x 13.4 W x 5.7 H

GREY



LS-AZ273
COTTA SERIES
CERAMIC
18.9 L x 14.5 W x 5.1 H

LAVENDER



LS-AZ274
SONA SERIES
CERAMIC
16.1 L x 13.4 W x 5.7 H

MARBLLED ADOBE



LS-AZ275
SONA SERIES
CERAMIC
11.8 L x 11.8 W x 6.3 H

MARBLLED ADOBE



LS-AZ277
SONA SERIES
CERAMIC
16.1 L x 13.4 W x 5.7 H

MARBLLED ADOBE



LS-AZ278
SONA SERIES
CERAMIC
23.6 L x 16.7 W x 6.1 H

MARBLLED ADOBE



LS-AZ279
SONA SERIES
CERAMIC
16.1 L x 13.4 W x 5.7 H

MARBLLED ADOBE



LS-AZ280
ASTRAL SERIES
CERAMIC
15.7 L x 15.7 W x 6.1 H

SEISMIC BLACK



L-AZ024
CHORD SERIES
2 - HANDLE / 3 - HOLE
SPOUT HEIGHT 3.2 in. / REACH 4.9 in.

FINISH: CH / BN

**BATH
SINK
FAUCETS**



L-AZ021
TONE SERIES
SINGLE HANDLE / SINGLE HOLE
SPOUT HEIGHT 3.46 in. / REACH 4.18 in.

FINISH: CH / BN




L-AZ082
SAGE SERIES
SINGLE HANDLE / SINGLE HOLE
SPOUT HEIGHT 3.9 in. / REACH 3.8 in.

FINISH: CH / BN



L-AZ095RG
HARMONY SERIES
SINGLE HANDLE / SINGLE HOLE
SPOUT HEIGHT 8.77 in. / REACH 4.9 in.

FINISH: CH / BN / ROSE GOLD



A photograph of a modern bathroom vanity area. A window with a white frame is on the left, showing a view of trees. Below the window, a small, dark green metal table holds two bottles of 'NEW LIFE' toiletries, a hairbrush, and a folded white towel. The floor is light-colored. A large purple rectangle with a white geometric pattern is overlaid on the right side of the image, containing the word 'VANITIES' in white capital letters.

VANITIES



V-CQC001-39
CONQUEST SERIES
WALL MOUNTED 2-DRAWER VANITY
NATURAL WOOD
WHITE



V-CQC003-39
CONQUEST SERIES
WALL MOUNTED 2-DRAWER VANITY
NATURAL WOOD
GRAY



V-CQC006-39
CONQUEST SERIES
WALL MOUNTED 2-DRAWER VANITY
NATURAL WOOD
UMBER



V-CQC007-39
CONQUEST SERIES
WALL MOUNTED 2-DRAWER VANITY
NATURAL WOOD
BROWN



V-CQA001-39
CONQUEST SERIES
WALL MOUNTED 2-DRAWER VANITY
NATURAL WOOD

WHITE



V-CQA003-39
CONQUEST SERIES
WALL MOUNTED 2-DRAWER VANITY
NATURAL WOOD

GRAY



V-CQA006-39
CONQUEST SERIES
WALL MOUNTED 2-DRAWER VANITY
NATURAL WOOD

UMBER



V-CQA007-39
CONQUEST SERIES
WALL MOUNTED 2-DRAWER VANITY
NATURAL WOOD

BROWN





TOILETS



T1-AZ058
ZEUS SERIES
SINGLE PIECE VIRTUOUS CERAMIC
SINGLE FLUSH 1.28 GPF

WHITE



T1-AZ056
ODIN SERIES
SINGLE PIECE VIRTUOUS CERAMIC
DUAL FLUSH 1.28 GPF

WHITE



T1-AZ055
KAME SERIES
DUAL PIECE VIRTUOUS CERAMIC
SINGLE FLUSH 1.28 GPF

WHITE



T1-AZ065
TALOS SERIES
DUAL PIECE VIRTUOUS CERAMIC
SINGLE FLUSH 1.6 GPF

WHITE



T1-AZ061
TEMPLAR SERIES
SINGLE PIECE VIRTUOUS CERAMIC
SINGLE FLUSH 1.28 GPF

WHITE





T1-AZ063
AUTHOR SERIES
DUAL PIECE VIRTUOUS CERAMIC
SINGLE FLUSH 1.28 GPF


WHITE



SHOWER

ANZZI™ SHOWERS offers masterfully crafted shower systems and enclosures in a wide range of stunning styles and designs. Let us help you craft your very own private paradise.








SHOWER DOORS & ENCLOSURES

FRAMELESS



SD-AZ03-01
ARCHON SERIESE
FRAMELESS HINGED SHOWER ENCLOSURE
46 in. x 72 in.
STAINLESS STEEL

FINISH: CH / BN



SD-AZ25BZ
DEACON SERIES
FRAMELESS HINGED SHOWER ENCLOSURE
55 in. x 78 in.
STAINLESS STEEL

BRONZE

SEMI FRAMED



SD-AZ21GD
SULTAN SERIES
SEMI-FRAMED HINGED SHOWER ENCLOSURE
55 in. x 78 in.
STAINLESS STEEL

GOLD



SD-AZ30
GROVE SERIES
SEMI-FRAMED HINGED SHOWER DOOR
63 in. x 78 in.
STAINLESS STEEL

CHROME







SHOWER SYSTEMS



**SHOWER
HEAD**



**ACU-STREAM
JETS**



**HAND
SPRAYERS**



STAINLESS STEEL BODY



SP-AZ035
VISOR SERIES
STAINLESS STEEL
60 in. HEIGHT
4-DIRECTIONAL BODY JETS
w/ HAND SPRAYER

FINISH: BRUSHED STEEL



SP-AZ036
STARLET SERIES
STAINLESS STEEL
64 in. HEIGHT
3-DIRECTIONAL BODY JETS
w/ HAND SPRAYER

FINISH: BRUSHED STEEL



SP-AZ038
ANCHORAGE SERIES
STAINLESS STEEL
60 in. HEIGHT
2-BODY JETS
w/ HAND SPRAYER

FINISH: BRUSHED STEEL



SP-AZ039
TUNDRA SERIES
STAINLESS STEEL
52 in. HEIGHT
3-BODY JETS
w/ HAND SPRAYER

FINISH: BRUSHED STEEL



SP-AZ058
CRANE SERIES
BAMBOO
60 in. HEIGHT
6-DIRECTIONAL BODY JETS
w/ HAND SPRAYER

FINISH: NATURAL BAMBOO



SP-AZ059
CRANE SERIES
BAMBOO
60 in. HEIGHT
3-DIRECTIONAL BODY JETS
w/ HAND SPRAYER

FINISH: NATURAL BAMBOO



SP-AZ060
CRANE SERIES
BAMBOO
60 in. HEIGHT
3-BODY JETS
w/ HAND SPRAYER

FINISH: NATURAL BAMBOO



SP-AZ061
CRANE SERIES
BAMBOO
52 in. HEIGHT
6-DIRECTIONAL BODY JETS
w/ HAND SPRAYER

FINISH: NATURAL BAMBOO

**REAL
NATURAL
BAMBOO**

**SHOWER
HEADS**



**ACU-STREAM
JETS**



**HAND
SPRAYERS**



DECO-GLASS



SP-AZ044
 LLANO SERIES
 TEMPERED DECO-GLASS
 66 in. HEIGHT
 2-DIRECTIONAL BODY JETS
 w/ HAND SPRAYER

FINISH: BLACK



SP-AZ045
 LLANO SERIES
 TEMPERED DECO-GLASS
 60 in. HEIGHT
 3-DIRECTIONAL BODY JETS
 w/ HAND SPRAYER

FINISH: BLACK



SP-AZ046
 LLANO SERIES
 TEMPERED DECO-GLASS
 60 in. HEIGHT
 4-DIRECTIONAL BODY JETS
 w/ HAND SPRAYER

FINISH: BLACK



SP-AZ047
 LLANO SERIES
 TEMPERED DECO-GLASS
 56 in. HEIGHT
 4-DIRECTIONAL BODY JETS
 w/ HAND SPRAYER

FINISH: BLACK



SP-AZ048
 VELD SERIES
 TEMPERED DECO-GLASS
 64 in. HEIGHT
 2-BODY JETS
 w/ HAND SPRAYER

FINISH: GLOSSY WHITE



SP-AZ050
 MARE SERIES
 TEMPERED DECO-GLASS
 60 in. HEIGHT
 3-BODY JETS
 w/ HAND SPRAYER

FINISH: GLOSSY WHITE

HIGH GRADE ALUMINUM



SP-AZ052
 SAVANNAH SERIES
 TEMPERED DECO-GLASS
 60 in. HEIGHT
 3-DIRECTIONAL BODY JETS
 w/ HAND SPRAYER

FINISH: GLOSSY WHITE



SP-AZ053
 VEGA SERIES
 ALUMINUM
 56 in. HEIGHT
 3-BODY JETS
 w/ HAND SPRAYER

FINISH: GLOSSY WHITE



SP-AZ054
 DELTA SERIES
 ALUMINUM
 56 in. HEIGHT
 3-DIRECTIONAL BODY JETS
 w/ HAND SPRAYER

FINISH: GLOSSY WHITE



SP-AZ056
 LEVEL SERIES
 ALUMINUM
 66 in. HEIGHT
 3-BODY JETS
 w/ HAND SPRAYER

FINISH: BLACK




SP-AZ057
 AQUIFER SERIES
 ALUMINUM
 56 in. HEIGHT
 2-DIRECTIONAL BODY JETS
 w/ HAND SPRAYER

FINISH: GLOSSY WHITE



SP-AZ062
 INLAND SERIES
 ALUMINUM
 44 in. HEIGHT
 2-DIRECTIONAL BODY JETS
 w/ HAND SPRAYER

FINISH: GLOSSY WHITE



SHOWER HEADS



SH-AZ032
 MENO SERIES
 STAINLESS STEEL
 SOLID BRASS VALVE INCLUDED
 FINISH: CH



SH-AZ033
 MESTO SERIES
 STAINLESS STEEL
 SOLID BRASS VALVE INCLUDED
 MULTI-SPRAY HEAD
 FINISH: CH / BN / ORB



SH-AZ041
 VIACE SERIES
 STAINLESS STEEL
 SOLID BRASS VALVE INCLUDED
 FINISH: CH





SH-AZ042
 ECHO SERIES
 STAINLESS STEEL
 SOLID BRASS VALVE INCLUDED
 FINISH: CH



KITCHEN

As the center point of every modern family, your kitchen, now more than ever, deserves the best. And so do you.





KITCHEN SINKS



K-AZ3218-2B
MOORE SERIES
STAINLESS STEEL
50/50 BASIN
32 L x 18 W in.

FINISH: BRUSHED STEEL



K-AZ3220-3B
MOORE SERIES
STAINLESS STEEL
60/40 BASIN
32 L x 20 W in.

FINISH: BRUSHED STEEL



K-AZ3219-2A
VANGUARD SERIES
STAINLESS STEEL
50/50 BASIN
32 L x 18 W in.

FINISH: BRUSHED STEEL



K-AZ3320-4B
ELYSIAN SERIES
STAINLESS STEEL
40/60 BASIN
33 L x 20 W in.

FINISH: BRUSHED STEEL







KITCHEN SINK FAUCETS



KF-AZ003
ACCENT SERIES
SOLID BRASS VALVE
SINGLE HANDLE
PULL DOWN SPRAYER

FINISH: CH / BN



KF-AZ194
STEP SERIES
SOLID BRASS VALVE
SINGLE HANDLE
PULL DOWN SPRAYER

FINISH: CH / BN



KF-AZ1673
ECLIPSE SERIES
SOLID BRASS VALVE
SINGLE HANDLE
PULL OUT SPRAYER

FINISH: CH / BN

ANZZI™ FEATURES

RHINO ALLOY™

This product meets the standard and guidelines set forth by RHINO ALLOY™. This stamp certifies that our product is comprised of the highest quality material available, meets or exceeds all the RHINO ALLOY™ build standards, and has passed all quality control inspections.



DECO-GLASS™

ANZZI™ incorporates a clear, impurity free, tempered glass. ANZZI™ DECO-GLASS possesses heavy duty strength and durability, yet, during molding, is malleable enough to take on a wide array of breath taking forms. Because ANZZI™ DECO-GLASS has no impurity and is fog free, it is capable of near crystal clear transparency as well as vividly striking colors, patterns and designs.

ANZZI STONE™

ANZZI™ has developed a composite blend which hardens into a heavy duty solid stone material known as ANZZI STONE™. This space age material is warm to the touch, boasts a soft matte-to-semi gloss finish and will never suffer discoloration. ANZZI STONE™ can be shaped into elegant contemporary and modern style sinks, counter tops, bathtubs and more.



ANZZI™ FEATURES


TSUNAMI GUARD™




The ANZZI™ TSUNAMI GUARD™ is a protective layer added to all ANZZI™ shower doors and shower enclosure units which repels all moisture preventing any scum or grim build up on the glass surface. Our TSUNAMI GUARD™ layer is completely transparent, keeping your door and enclosure glass crystal clear.



HEAVY RAIN™

ANZZI™ overhead showers and handheld sprayers come equipped with our HEAVY RAIN™ water delivery system. HEAVY RAIN™ provides a powerful continuous stream of water at high pressure and captures the refreshing sensation of bathing under a warm soothing torrential rainfall.





HOTEL & HOSPITALITY



ANZZI™ is a proud provider of quality dynamic fixture solutions for hotels and hospitality chains around the globe. Choose from our ever growing catalog to find the right sinks, faucets, tubs, shower systems, toilets and more. If we do not have what you're looking for ANZZI™ is able to source, broker and import your desired items thanks to our connected network of global manufactures and decades of overseas logistics experience.

SHIPPING

ANZZI™ products are shipped out of our national distribution centers within 24 hours after an order is processed.



TRUSTED BRAND


ANZZI™ has become a trusted and reliable service to all our partners and customers. We are proud to have earned an A+ Better Business Bureau rating. Every ANZZI™ item is backed by our Limited Lifetime Warranty.



ANZZI™ LIMITED
LIFETIME
WARRANTY




CERTIFICATIONS

Our products are rigorously tested to ensure we offer only the height of quality, reliability, efficiency, and safety. This is why ANZZI™ has earned the approving marks of North America's most trusted certifying institutions.



ANSI









LIMITED LIFETIME WARRANTY

ANZZI™ products are manufactured with superior quality standards and workmanship and are backed by our limited lifetime warranty. ANZZI™ products are warranted to the original consumer purchaser to be free of defects in materials or workmanship. We will replace FREE OF CHARGE* any product or parts that proves defective. Simply call 1-844-44-ANZZI (1-844-442-6994) to submit a warranty claim and request an RMA. Proof of purchase (original sales receipt) from the original consumer purchaser must be made available for all ANZZI™ warranty claims.

This warranty excludes incidental/inconsequential damages and failures due to misuse, abuse or normal wear and tear. This warranty excludes all industrial, commercial & business usage, whose purchasers are hereby, extended a five year limited warranty from the date of purchase, with all other terms of this warranty applying except the duration of warranty.

Some states and provinces do not allow the exclusion or limitation of incidental or consequential damages, so the above limitations may not apply to you. This warranty gives you specific legal rights and you may also have other rights that vary from state to state and province to province.

**Shipping and handling fees are not covered under the ANZZI™ Warranty.*

This warranty is in effect as of January, 2016. This warranty supersedes all previous warranties and/or claims both stated and implied. This warranty is subject to change without notice.



ANZZI™

ATLANTIS
WHIRLPOOLS

meditub
WHERE SAFETY MEETS LUXURY

SteamSpa
Bringing the Spa to You

A stylized yellow graphic consisting of five curved, leaf-like shapes radiating from a central point, resembling a flower or a starburst.

