


# EazyDrops

Solution on Hand

## Automatic Liquid Dispenser Usage and Care guide

### Contents in the box



1. Top Unit



2. Bottle Holder



3. Glass Bottle



4. Pump



5. Screw x 2



6. Wall Plug x 2

### 1. Charging the device



Charge **Top Unit** for 3 hours with USB Type - C cable before use.

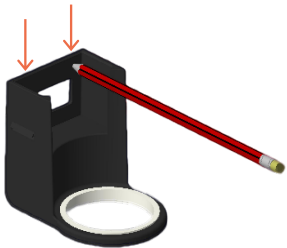
Side LED light indicates

Red	Charging
Green	Fully Charged


Note :

The device is powered by a rechargeable battery. Charger's rating with 12 watts or below is recommended.

### 2. Wall Mounting



Place **Bottle Holder** against the wall where you would like to fix the device and mark the drill positions.

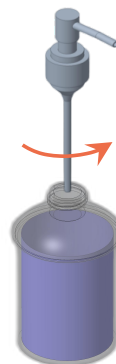


Drill holes on the points marked and insert **Wall Plugs** provided.

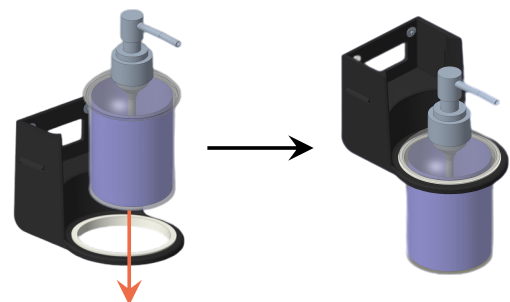


Align **Bottle Holder** to match screw holes, insert **Screws** and ensure **Screws** are fully secured with **Bottle Holder**.

### 3. Filling & Installing Glass Bottle

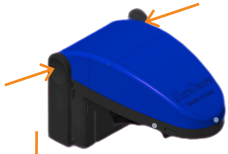


Fill in **Glass Bottle** with liquid of your choice and close **Glass Bottle** with **Pump** provided.



Insert **Glass Bottle** through **Bottle Holder**.

#### 4. Attaching Top Unit



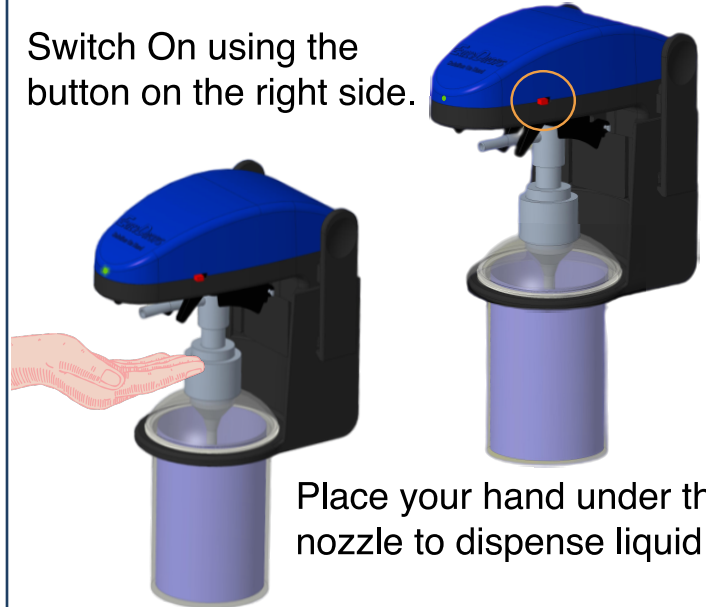
Press on clips attached on **Top Unit** to attach it with **Bottle Holder**.



Ensure the clips are locked in place on both sides of **Bottle Holder**.

#### 5. Switch On

Switch On using the button on the right side.



Place your hand under the nozzle to dispense liquid.

Note:

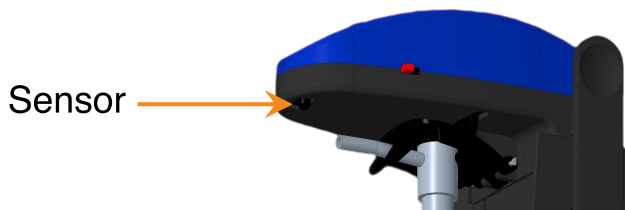
Front LED blinking light indicates

Red	Low Battery - Needs to be charged
Green	Working

#### Device Care

Clean the device with clean cloth incase of any water spillage.

Make sure the sensor is clean, free from dust and dirt.



Incise of any issue feel free to contact us.



Dispenses  
Liquid Soap  
Sanitiser  
Shampoo  
Moisturizer  
Dishwash  
Liquid  
Handwash, etc

Patented, Designed, Manufactured & Marketed by,

Vaata Smart Private Limited  
16, Wescare Towers,  
Cenotaph Road, Teynampet,  
Chennai - 600 018, Tamil Nadu, India



[www.vaata.com](http://www.vaata.com)

#### Customer Care

Mobile : (+91) 7358773277  
E-mail : [sales@vaata.com](mailto:sales@vaata.com)