



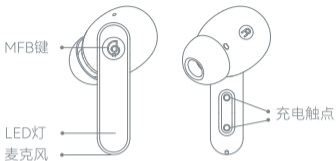
H A Y L O U

HAYLOU MoriPods ANC

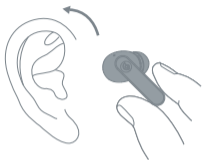
真无线降噪蓝牙耳机

使用说明书

产品介绍



佩戴耳机



将耳机轻轻塞入耳道，调整耳机达到最佳佩戴状态，为保证ANC效果，建议选用合适的耳帽尺寸。



通话时，将耳机麦克风朝向嘴部可使通话更清晰。

充电

首次开机使用，请先去除左右耳机充电触点处的隔离膜，将充电盒及耳机充满电。

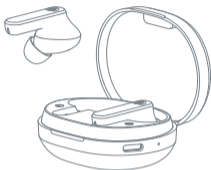


插入充电线可同时给耳机和充电盒充电。
充电盒未充满电充电指示灯白灯长亮，充满电后
充电指示灯熄灭。



开机

耳机在充电盒内，取出耳机自动开机。



关机

放入充电盒中，耳机自动关机。



连接配对

同时将两只耳机从充电盒取出，打开设备蓝牙搜索“Haylou MoriPods ANC”并点击完成连接。如果连接失败，将耳机放回充电盒，重复上述操作。首次连接后，耳机开机可自动回连上一次配对设备（蓝牙需开启）。



单耳/双耳自由切换：两只耳机连接成功后即为双耳连接；将任一耳机放回充电盒关机，另一只耳机进入单耳模式，重新取出即可自动恢复双耳模式。

功能说明



接听第二个来电

手机通话中有新的来电时，长按MFB键1.5s可保持上一个通话，接听第二个来电，再双击MFB键可切换通话，保持当前通话，切换到上一个通话，再长按MFB键1.5s，挂断当前通话，并接听保持的通话。

耳机重置：

- 1、耳机放回充电盒，保持充电盒电量充足，然后长按耳机MFB键10秒，耳机LED灯闪烁3次；
- 2、清除手机配对记录，重新完成连接即可。

* 若操作不成功，请重复以上步骤；或登录官方旗舰店，联系客服，查看复位操作视频。

常见异常：

- 1、**耳机一边有声一边无声：**
尝试将无声的耳机放入充电盒再取出；
以上步骤操作后还无法解决，尝试重置步骤；
- 2、**耳机无法充电：**
检查充电舱电量是否充足；
用干布或者棉签擦拭充电接触部位；
- 3、**耳机无法和手机自动断连：**
检查充电舱电量是否充足，没电会导致耳机无法关机，无法和手机断开连接。

包装内容物

耳机，充电盒，充电线，说明书。

产品型号: Haylou MoriPods ANC

耳机基本参数

通讯距离: 10米 (无障碍空旷环境)

电池容量: 43mAh (单耳机)

充电时间: 约1.5小时

通话时间: 约4.5小时

待机时间: 约60小时

输入参数: 5V=43mA

电池类型: 锂离子聚合物电池

无线连接: 蓝牙5.2

充电盒基本参数

输入参数: 5V=500mA

输出参数: 5V=100mA

充电时间: 约2小时

电池容量: 310mAh

电池类型: 锂离子聚合物

CMIIT ID: 2022DP5272

日常维护

请勿佩戴耳机洗澡，淋雨，放入洗衣机及在异常温度情况等极端环境使用，每次正常使用后，请用干布等工具擦干耳机上的汗渍或者雨水，可以有效延长耳机的使用时长。

注意事项

警告

- 1、请勿以任何理由拆开、维修或改装耳机，否则可能会导致起火甚至彻底损坏本产品。
- 2、请勿将设备置于温度过低或过高（0°C以下或45°C以上）的环境下。
- 3、使用产品指示灯时，请避开儿童或动物的眼睛。
- 4、请勿在雷暴天气下使用本产品，雷暴可导致设备工作异常，并增加触电的危险。
- 5、请勿使用酒精或其他挥发性液体擦拭本产品。
- 6、请勿将本产品与液体接触。

注意

- 1、使用产品前请仔细阅读本使用说明书并请妥善保管。
- 2、首次使用时，请先将本产品充满电。
- 3、如果产品长期(超过2个星期)不用，请对其充电。
- 4、必须选择正规厂家生产且经过国家CCC认证的充电器。
- 5、长时间连续使用耳机有损听力，请合理控制使用时间及音量。
- 6、使用耳机会降低对外界声音的感知力，请不要在可能威胁到安全的环境中使用耳机。

产品中有害物质的名称及含量

部件名称	有害物质					
	铅 (Pb)	汞 (Hg)	镉 (Cd)	六价铬 (Cr(VI))	多溴联苯 (PBB)	多溴二苯醚 (PBDE)
耳机主体	X	○	○	○	○	○
电 池	X	○	○	○	○	○
充 电 盒	○	○	○	○	○	○
充 电 线	○	○	○	○	○	○
耳 帽	○	○	○	○	○	○

本表格依据SJ/T 11364的规定编制。

○：表示该有害物质在该部件所有均质材料中的含量均在GB/T 26572规定的限量要求以下。

X：表示该有害物质至少在该部件的某一均质材料中的含量超出GB/T 26572规定的限量要求。



1) 本标识内的数字表示产品（除电池外）在正常使用状态下，环保使用期限为10年。



2) 本标识内的数字表示电池在正常使用状态下，环保使用期限为5年。

部件上的环保使用年限标识优先于产品上任何与之相冲突或不同的环保使用期限标识。本产品所有环保使用期限是指在产品说明书规定的使用条件下使用本产品不发生有毒有害物质泄露的安全年限。

Haylou蓝牙耳机售后服务

Haylou蓝牙耳机售后服务承诺:严格按照《中华人民共和国消费者权益保护法》、《中华人民共和国产品质量法》实行售后三包服务,服务内容如下:在三包有效期内,您可凭购物凭证依照本规定享受免费的修理、更换、退货的权利。

- 1、自您购买之日起7日内,本产品出现故障,经由Haylou售后服务中心确定为产品质量问题,可享受修理、更换、退货的服务。
- 2、自您购买之日15日内,本产品出现故障,经由Haylou售后服务中心确定为产品质量问题,可享受修理或更换的服务。
- 3、自您购买之日起12个月内,本产品出现故障,经由Haylou售后服务中心确定为产品质量问题,可享受修理的服务。

三包凭证

产品型号			
用户信息	用户姓名		购买日期
	联系电话		邮政编码
	用户地址		
购买信息	销售单位		
	订单编号		

Haylou MoriPods ANC 性能故障表

名称	性能故障
蓝牙耳机	1. 使用过程中听不到声音。 2. 通话过程中，对方听不到声音。 3. 无法充电。

非保修条例

- 1、使用造成的正常磨损脏污如：刮痕、颜色改变；因接触化学试剂、接触尖锐物体、掉落挤压等人为导致损坏。
- 2、未经授权的维修、误用、碰撞、疏忽、滥用、进液、事故、改动、不正确的使用非本产品配件或撕毁、涂改标贴、防伪标记。
- 3、已超过三包有效期。
- 4、因不可抗力造成的损坏。
- 5、不符合《性能故障表》所列性能故障的情况。
- 6、因人为原因导致本产品及其配件产生《产品性能故障表》所列性能故障。

说明书中的产品、配件、用户界面等插图均为示意图，仅供参考。由于产品的更新和升级，产品实物与示意图可能略有差异，请以实物为准。

售后服务与支持

保修期：

自产品购买之日起12个月(请妥善保管购买凭证)

免费服务：

在产品保修期内，凡属产品本身质量引起的故障，请用户凭购买凭证与经销商取得联系以享受售后服务。

如有任何产品损害或瑕疵非可归责于产品质量本身，则不在保修范围内。有下列情形者不属于保修范围内：

- 1、因天灾、地震、雷击、异常电压、环境因素而发生之故障或毁损的。
- 2、自行或委托未经原厂授权维修之厂商拆卸、改装或更换非原厂零件。
- 3、未按使用手册操作或因人为使用不当而造成损坏者，如产品浸水、腐蚀、掉落、挤压或露在异常温湿度环境下。

若有售后服务需求,请联系Haylou客服

制造商：东莞市猎声电子科技有限公司

制造商地址：广东省东莞市南城街道宏图路86号1栋 401-410室

网 址：www.haylou.com

客服电话：4008-555-083



Haylou 微信公众号



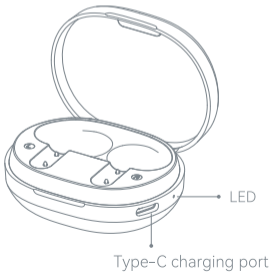
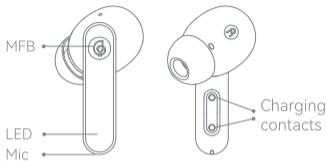
H A Y L O U

HAYLOU MoriPods ANC

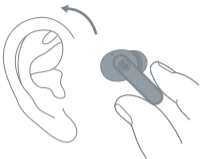
ANC True Wireless Earbuds

User Manual

Overview



How to Wear



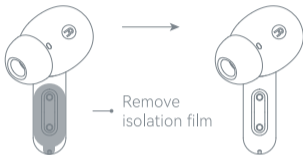
Gently insert the earbud into the ear canal, adjust the earbud to the most comfortable wearing state. It is recommended to choose suitable size of ear tips to ensure ANC effect.



When calling, adjust Mic towards mouth to gain better talking experience.

How to Charge

For first time use, please remove the isolation film on the charging contacts of both earbuds. Then fully charge the charging case and earbuds.

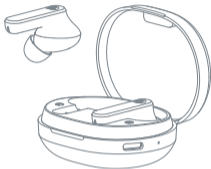


Plug in the charging cable to charge the earbuds and the charging case at the same time. The charging indicator light will be solid white when the charging case is not fully charged. The indicator light goes out after fully charged.



Power-on

Take out to auto power on when the earbuds are in case.



Power-off

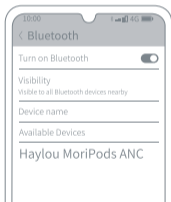
The earbuds will auto power off when put in the charging case.



How to Pair

Take two earbuds out from the charging case simultaneously, then open device Bluetooth and search for "Haylou MoriPods ANC", finally click it to complete the connection.

Put the earbuds back to the charging case and repeat the above operation if the connection fails. After the first connection, the earbuds can be automatically connected to the last paired device (Bluetooth needs to be turned on).



Switch between mono and stereo mode: It is stereo mode after two earbuds are successfully connected. Put one back into the case to power off, the other will enter mono mode. Or pick it up again to resume stereo mode.

Functions



- **Long touch MFB button for 1.5s**
Play/pause music
- **Double touch left MFB button**
Skip track backward
- **Double touch right MFB button**
Skip track forward
- **Long touch MFB button for 1.5s**
Answer/hang up
- **Triple touch right MFB button**
Switch among noise cancellation, standard and transparent modes
- **Triple touch left MFB button**
Turn on/off low latency mode

Answer the Second Call

When there is a new incoming call during a call, long touch the MFB button for 1.5s to hold the previous call and answer the second call, then double touch the MFB button to switch the call, hold the current call, switch to the previous call, and then long touch the MFB button for 1.5s to hang up the current call and answer the call on hold.

Factory Setting

1. Put the earbuds back into the charging case and keep the charging case fully charged. Then long touch the earbuds MFB buttons for 10s until the earbuds LEDs flash 3 times;
2. Clear phone pairing record and complete the connection again.

Common abnormal:

1. One of the earbuds is mute:
Try to put the mute earbud into the charging case and then take it out;
If the problem is still not solved after the above operation, try the reset steps;
2. The earbud cannot be charged:
Check whether the charging case has sufficient power;
Wipe the charging contacts with a dry cloth or cotton swab;
3. The earbud cannot automatically disconnect from the mobile phone;
Check whether the charging case has sufficient power. The earbud will not power off if the case is out of power and will not disconnect from the mobile phone.

Package List

Earbuds, charging case, charging cable, user manual.

Product model: Haylou MoriPods ANC

Basic Parameters(earbuds)

Operation range: 10m (open space with no obstacle)

Battery capacity: 43mAh(single earbud)

Charging time: approx. 1.5hr

Talk time: approx. 4.5hr

Standby time: approx. 60hr

Input parameter: 5V = 43mA

Battery type: li-ion

Bluetooth version: V5.2

Basic Parameters(charging case)

Input parameter: 5V = 500mA

Output parameter: 5V = 100mA

Charging time: approx. 2hr

Battery capacity: 310mAh

Battery type: li-ion



FCC ID:2AMQ6-MORIPODSANC

Caveats

Warning

1. Do not disassemble, repair or modify the product for any reason, as this may cause fire or even completely destroy the product.
2. Do not expose the product to environments where the temperature is too low or too high (below 0°C or above 45°C).
3. Keep the indicators away from the eyes of children and animals while using the earphones.
4. Do not use this product during thunderstorms. Thunderstorms may cause the product to malfunction and increase the risk of electric shocks.
5. Do not wipe and clean the earphones or their case with alcohol or other volatile liquids.
6. Avoid any contact with liquids.

Note

1. Please read this user manual carefully before using the product and please properly store it.
2. When using for the first time, please fully charge this product.
3. Please charge the product, in case it has not been used over two weeks.

4. Please use certificated charger.
5. Do not wear earphones for a long term to protect your hearing.
6. Do not wear earphones in any situations with potential risks as wearing them may reduce your perception to the outside world.

FCC Requirement

Changes or modifications not expressly approved by the party responsible for compliance could void the user's authority to operate the equipment.

This device complies with Part 15 of the FCC Rules. Operation is subject to the following two conditions:

1. This device may not cause harmful interference;
2. This device must accept any interference received, including interference that may cause undesired operation.

Daily maintenance

Please do not shower with earbuds. Do not wear them in rainy day. Do not leave them in washing machine or other extreme situations. Clean them with dry cloth.

Warranty Card

Warranty Period

12 months after you purchase this item.
(or you may inquire your local shopper for more details.)

Free Service

Supposing any defects caused by quality issues occur within the warranty period, please take this warranty card and purchase receipts to your distributor for free exchange service.

Model Number	
Date of Purchasing	
User' s Name	
User' s Phone	
User' s Address	
Shop' s Name	
Shop' s Address	
Comments	

Free exchange service will not be accessed under following circumstances:

1. Damages caused by unauthorized disassembly.

2. Defects or physical damages caused by leaking or dropping off.
3. Damages caused by act of God.
Supposing your item is within any damages or defects except the above circumstances, please return to us or your distributor for free repairing.

Manufacturer: Dongguan Liesheng Electronic Co., Ltd.

Address: Room 401-410, Building 1, No.
86 Hongtu Road, Nancheng District,
Dongguan City, Guangdong, China