



HAYLOU

使用说明书

HAYLOU

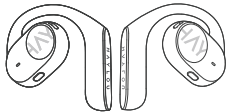
PurFree Buds

真无线开放式耳机

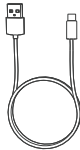
01 物品清单




便携充电仓



耳机

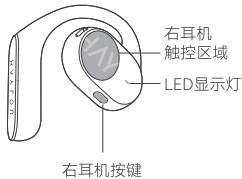
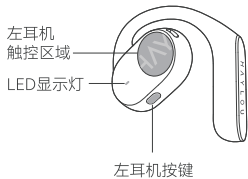


充电线

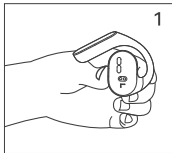


说明书

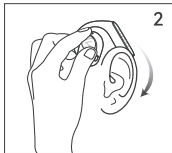
02 产品介绍



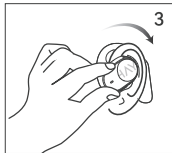
03 佩戴方式



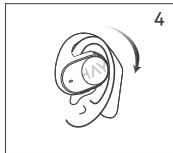
1. 拿出耳机，区分好左/右



2. 顺着耳后佩戴



3. 轻轻调整耳机至舒适状态



4. 正确佩戴图示

04 功能说明

音乐模式

单触：播放/暂停



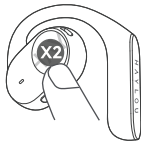
电话模式

单触：接听电话

音乐模式

左耳双触：播放上一首

右耳双触：播放下一首



电话模式

双触：挂断电话



耳机连接手机状态下（非通话中）

长按约2秒：唤醒语音助手

任何情况

长按2秒耳机按键，
实现开/关机



音乐模式

单击左耳按键：降低音量
单击右耳按键：调高音量

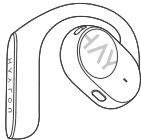


电话模式

单击左耳按键：降低音量
单击右耳按键：调高音量

指示灯

组队状态：蓝白同时闪
配对状态：蓝白交替闪
充电状态：白色呼吸闪



05 连接配对

- 1、首次开机使用，请先拿起双耳去除耳机充电处的隔离膜，然后放回充电仓充电进行激活。
- 2、将耳机从充电仓取出,打开设备蓝牙搜索"Haylou PurFree Buds"并点击完成连接。首次连接后,耳机开机可自动回连上一次配对设备(蓝牙需开启)。



06 产品基本参数

耳机参数

产品名称: Haylou PurFree Buds

产品型号: Haylou OW01

蓝牙版本: Bluetooth 5.2

蓝牙连接输送距离: ≥ 10 米 (中间无障碍物)

播放时间: 8小时 待机时间: 75小时

输入参数: 5V=55mA

电池类型: 55mAh (锂离子聚合物电池)

电池充电时长: ≤ 2 个小时

安全防护等级: IP55

充电仓参数

充电仓充电时长: ≤ 2.5 H

充电电压范围: 5+/-0.25V

指示灯颜色: 红, 白

充电接口: TYPE-C

可供耳机充电次数: 约3次

电池容量: 600mAh

CMIIT ID: 2022DP13280

* 以上数据是在特定条件下由HAYLOU内部实验室测试所得, 仅供参考, 实际使用时依据用户使用习惯及环境不同也会有所差异。

07 注意事项

警告

1. 请勿以任何理由拆开、维修或改装耳机，否则可能会导致起火甚至彻底损坏本产品。
2. 请勿将设备置于温度过低或过高（0°C以下或45°C以上）的环境下。
3. 使用产品指示灯时，请避开儿童或动物的眼睛。
4. 请勿在雷暴天气下使用本产品，雷暴可导致设备工作异常，并增加触电的危险。
5. 请勿使用酒精或其他挥发性液体擦拭本产品。
6. 该耳机可用于日常清洗，但不能对着麦克风孔处冲洗和浸泡，否则对其麦克风的性能可能会产生影响。

7. 运动过后或清洗后请不要立即充电，以免充电口里面可能残留汗水或液体导致耳机电路损伤。

注意

1. 使用产品前请仔细阅读本使用说明书并请妥善保管。
2. 首次使用时，请先将本产品充满电。
3. 如果产品长期(超过2个星期)不用，请对其充电。
4. 必须选择正规厂家生产且经过国家CCC认证的充电器。
5. 过高音量下听音乐可能会损伤您的听力，声音也可能会失真。

说明书中的产品、配件、用户界面等插图均为示意图，仅供参考。由于产品的更新和升级，产品实物与示意图可能略有差异，请以实物为准。

08 产品中有害物质的名称及含量

部件名称	有害物质					
	铅(Pb)	汞(Hg)	镉(Cd)	六价铬(Cr(VI))	多溴联苯(PBB)	多溴二苯醚(PBDE)
耳机主体	○	○	○	○	○	○
电 池	X	○	○	○	○	○
充 电 盒	○	○	○	○	○	○
充 电 线	X	○	○	○	○	○

本表格依据SJ/T 11364的规定编制。

○：表示该有害物质在该部件所有均质材料中的含量均在GB/T 26572规定的限量要求以下。

X：表示该有害物质至少在该部件的某一均质材料中的含量超出GB/T 26572规定的限量要求。

10 1) 本标识内的数字表示产品（除电池外）在正常使用状态下，环保使用期限为 10 年。

5 2) 本标识内的数字表示电池在正常使用状态下，环保使用期限为 5 年。

部件上的环保使用年限标识优先于产品上任何与之相冲突或不同的环保使用期限标识。

本产品所有环保使用期限是指在产品说明书规定的使用条件下使用本产品不发生有毒有害物质泄露的安全年限。

09 售后服务

HAYLOU蓝牙耳机售后服务承诺: 严格按照《中华人民共和国消费者权益保护法》、《中华人民共和国产品质量法》实行售后三包服务,服务内容如下: 在三包有效期内,您可凭购物凭证依照本规定享受免费的修理、更换、退货的权利。

- 1.自您购买之日起7日内,本产品出现故障,经由HAYLOU售后服务中心确定为产品质量问题,可享受修理、更换、退货的服务。
- 2.自您购买之日起15日内,本产品出现故障,经由HAYLOU售后服务中心确定为产品质量问题,可享受修理或更换的服务。
- 3.自您购买之日起12个月内,本产品出现故障,经由HAYLOU售后服务中心确定为产品质量问题,可享受修理的服务。

Haylou PurFree Buds 性能故障表

名称	性能故障
蓝牙耳机	1. 使用过程中听不到声音。 2. 通话过程中, 对方听不到声音。 3. 无法充电。 4. 无法关机。

非保修条例

1. 使用造成的正常磨损脏污如: 刮痕、颜色改变; 因接触化学试剂、接触尖锐物体、掉落挤压等人为导致损坏。
2. 未经授权的维修、误用、碰撞、疏忽、滥用、进液、事故、改动、不正确的使用非本产品配件或撕毁、涂改标贴、防伪标记。
3. 已超过三包有效期。
4. 因不可抗力造成的损坏。
5. 不符合《性能故障表》所列性能故障的情况。
6. 因人为原因导致本产品及其配件产生《产品性能故障表》所列性能故障。

若有售后服务需求
请联系HAYLOU客服

制 造 商：东莞市猎声电子科技有限公司

制造商地址：广东省东莞市南城街道宏图路
86号1栋 401-410室

网 址：www.haylou.com

客服电话：4008-555-083



HAYLOU微信公众号



HAYLOU

User manual

HAYLOU

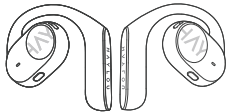
PurFree Buds

True Wireless Open Earbuds

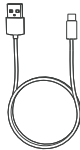
01 Item list




Portable charging case



Earbuds



Charging cable

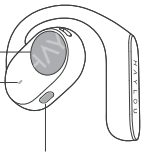


User manual

02 Product introduction

Touch control
area of the
left earbud

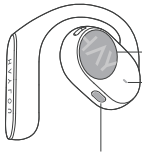
LED indicator



Button of the left earbud

Touch control
area of the
right earbud

LED indicator

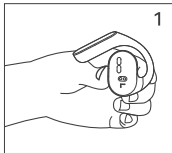


Button of the right earbud

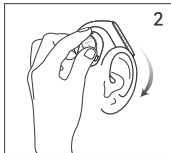


Charging case indicator

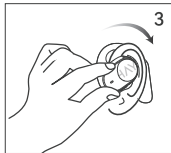
03 Wearing method



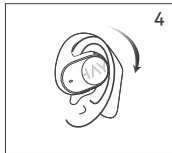
1. Take out the earbuds and distinguish the left/right earbud



2. Hook the ear hook over the ear



3. Gently adjust the earbud to a comfortable state



4. Correct wearing diagram

04 Function description

Music mode

Touch: play/pause



Call mode

Touch: answer the call

Music mode

Double touch the left earbud:

play the previous track

Double touch the right earbud:

play the next track



Call mode

Double touch: hang up the call

When the earbuds are connected
to the mobile phone
(not during a call)

Press and hold for about 2s: activate
voice assistant



Any situation

Press and hold the earbud button for 2s to power on/off



Music mode

Click the left earbud button:
decrease volume

Click the right earbud button:
increase volume



Call mode

Click the left earbud button: decrease volume

Click the right earbud button: increase volume

LED indicator

Teaming state: LED flashes blue and white at the same time


Pairing state: LED flashes blue and white alternately

Charging state: LED flashes white with breathing light effect



05 Pairing

1. Please take out both earbuds and remove the isolation film for first-time use, and then put them back into the charging case to charge for activation.
2. Take the earbuds out from the charging case, open device Bluetooth and search for "Haylou PurFree Buds", then click to pair. After the first connection, the earbuds can automatically reconnect to the last-paired device when powered on (Bluetooth needs to be turned on).



06 Basic parameters of the product

Earbud parameters

Product name: Haylou PurFree Buds

Product model: Haylou OW01

Bluetooth version: Bluetooth 5.2

Bluetooth transmission range: ≥ 10 meters (without obstacles)

Playtime: 8 hours Standby time: 75 hours

Input parameters: 5V==55mA

Battery type: 55mAh (Li-ion polymer battery)

Battery charging time: ≤ 2 hours

Safety protection grade: IP55

Charging case parameters

Charging time of charging case: ≤ 2.5 H

Charging voltage range: 5+/-0.25V

Indicator color: red, white

Charging interface: TYPE-C

Additional charges for the earbuds:
about 3 times

Battery capacity: 600mAh

* The above data come from HAYLOU's internal laboratory under specific conditions and are for reference only, the actual usage may vary according to user habits and different environments.

07 Caveats

Warning

1. Do not disassemble, repair or modify the product for any reason, as this may cause fire or even completely destroy the product.
2. Do not expose the product to environments where the temperature is too low or too high (below 0°C or above 45°C).
3. Keep the indicators away from the eyes of children and animals while using the headphones.
4. Do not use this product during thunderstorms. Thunderstorms may cause the product to malfunction and increase the risk of electric shocks.
5. Do not wipe and clean the headphones or their case with alcohol or other volatile liquids.
6. Avoid any contact with liquids.

Daily maintenance

Please do not shower with headphones. Do not wear them in rainy day. Do not leave them in washing machine or other extreme situations. Clean them with dry cloth.

Note

1. Please read this user manual carefully before using the product and please properly store it.
2. When using for the first time, please fully charge this product.
3. Please charge the product, in case it has not been used over two weeks.
4. Please use certificated charger.
5. Do not wear headphones for a long term to protect your hearing.
6. Do not wear headphones in any situations with potential risks as wearing them may reduce your perception to the outside world.

FCC Requirement

Changes or modifications not expressly approved by the party responsible for compliance could void the user's authority to operate the equipment.

This device complies with Part 15 of the FCC Rules. Operation is subject to the following two conditions:

- (1) this device may not cause harmful interference, and
- (2) this device must accept any interference received, including interference that may cause undesired operation.

Note: This equipment has been tested and found to comply with the limits for a Class B digital device, pursuant to Part 15 of the FCC Rules. These limits are designed to provide reasonable protection against harmful interference in a residential installation. This equipment generates, uses, and can radiate radio frequency energy, and if not installed and used in accordance with the instructions, may cause harmful interference to radio communications. However, there is no guarantee that interference will not occur in a particular installation. If this equipment does cause harmful interference to radio or television reception, which can be determined by turning the equipment off and on, the user is encouraged to try to correct the interference by one or more of the following measures:

- Reorient or relocate the receiving antenna.
 - Increase the separation between the equipment and receiver.
 - Connect the equipment into an outlet on a circuit different from that to which the receiver is connected.
 - Consult the dealer or an experienced radio/TV technician for help.
- Cet appareil se conforme a RSS247 de Canada d'industrie.appareilsradio exempts de licence.Son fonctionnement est sujet aux deux conditions suivantes:(1)le dispositif ne doit pas produire de brouillageprejudiciable,et (2)ce dispositif doit accepter tout brouillage recu,ycompris un brouillage susceptible de provoquer un fonctionnementndesirable.

08 Warranty Card

Warranty Period 12 months after you purchase this item. (or you may inquire your local shopper for more details.)

Free Service

Supposing any defects caused by quality issues occur within the warranty period, please take this warranty card and purchase receipts to your distributor for free exchange service.

Model Number	
Date of Purchasing	
User's Name	
User's Phone	
User's Address	
Shop's Name	
Shop's Address	
Comments	

Free exchange service will not be accessed under following circumstances:

1. Damages caused by unauthorized disassembly.
2. Defects or physical damages caused by leaking or dropping off.
3. Damages by act of God. Supposing your item is within any damages or defects except the above circumstances, please return to us or your distributor for free repairing.

Manufacturer: Dongguan Liesheng Electronic Co., Ltd.
Address: Room 401-410, Building 1, No.86 Hongtu Road,
Nancheng District, Dongguan City, Guangdong, China
Web: www.haylou.com

For more language versions:
한국어, 日本語, Русский, Italiano



018-220279



FCC ID:2AMQ6-OW01



R-R-zK2-Haylou-OW01



Please scan the QR code