

**AZTRON** 

---

# COMPOSITE RACE & TOURING BOARD USER GUIDE



**EN**

# WELCOME

Thank you for choosing an AZTRON board. This board was built in accordance with strict quality standards and premium craftsmanship. We hope you thoroughly enjoy this product. Please take the time to read the content in this manual in order to optimize your satisfaction of this product. We believe that an AZTRON board offers incomparable value.

We wish you years of enjoyment and rewarding experience with the AZTRON product.

# INDEX

2. Info and Serial Number
3. Your New Board
4. Safety Precautions
6. General Paddling Information
7. Fin Installation
8. Care And Maintenance
9. Transportation, Care and Maintenance Basics
10. Limited Warranty
11. Warranty Registration Card

All data subject to change @ AZTRON 2023  
AZTRON is a registered trademark of Aztron Sports.

Follow us at @aztronglobal   

WWW.AZTRONSPORTS.COM

# IMPORTANT INFORMATION

Model:

Date of Purchase:

Dealer Name:

Province/State:

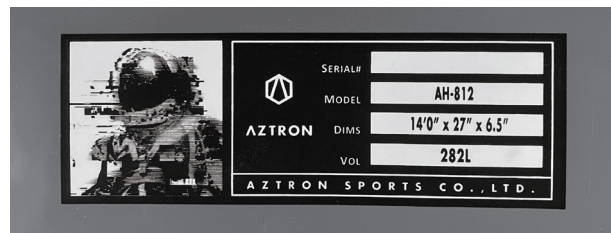
Country:

Item No:

Serial #:

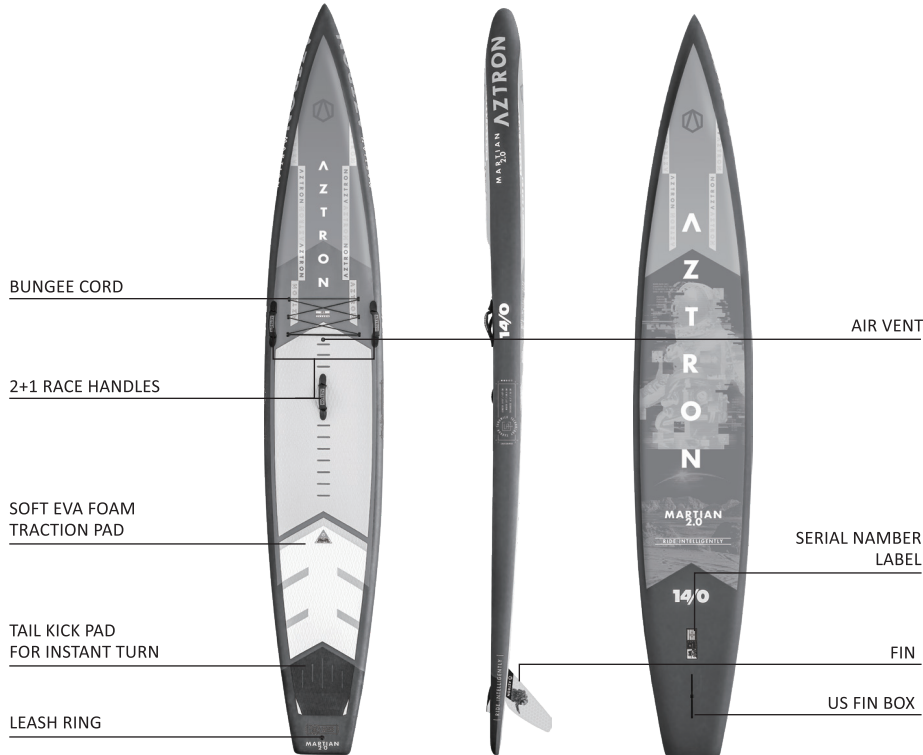
# WHERE IS THE SERIAL NUMBER

You can find the serial number at the back of the board, usually located before the fin slot.



# YOUR NEW BOARD

Take the time to familiarize yourself with the features of your AZTRON paddle board.



8.3" RACE FIN / US FIN BOX



10' COIL SAFETY LEASH



# SAFTY PRECAUTIONS

Paddle sports can be very dangerous and physically demanding. There is a risk of serious injury or death from drowning. The user of this product acknowledges, understands, and assumes the risk involved in paddle sports. Observe the following safety standards and safe operating practices whenever using this product.

When using an AZTRON board, you are personally responsible to determine if you have the required skill level to handle the different water and wind conditions. You should use your best judgement as to when and where to use your board. All users of an AZTRON board agree to assume all responsibilities for any damage or injury, including death, which may result from using or handling a SUP. We strongly recommend taking a course with an experienced SUP instructor on proper paddling techniques, boating security and first aid before handling and using your SUP.

**EVERYONE using the SUP must read WARNINGS, CAUTIONS and NOTES very carefully.**

## **WARNING**

A WARNING indicates a hazardous situation which, if not avoided, could result in death or serious injury.

## **CAUTION**



## **NOTE**

A NOTE provides useful information and suggestions to make better use of your SUP.

## 1. Weather conditions and water levels

### **WARNING**

- Check weather conditions and water levels before heading out.
- Never use your SUP when weather or water conditions (wind, heavy rain, flooding, choppy water or strong current) can impact your ability to steer your SUP. Head to shore as soon as possible if you already are on the water.

## 2. Safety device

### **WARNING**

- Always wear an approved personal floatation device (PFD). Before you start paddling, read the manufacturer's documentation about your PFD and familiarize yourself with how to properly wear it.
- Always wear a safety leash.

## 3. Alcohol and drugs

### **WARNING**

- Never use or consume alcohol, drugs or any other mind altering substance that may affect your condition, judgement or ability to safely and securely operate your SUP.

## 4. Ability

### **WARNING**

- 
- 

## 5. Preparation

### **CAUTION**

- Check your equipment prior to each use of signs of wear or failure.
- Always carry identification.

## 6. Traction on the SUP

### CAUTION

- The board material is extremely slippery when wet.
- Stay on the traction zone to avoid slipping as the SUP material is extremely slippery when wet. We recommend wearing slip resistant shoes to increase traction and to protect your feet when walking on rocks.

## 7. Hypothermia

### WARNING

- Dress properly for weather conditions and, if necessary, wear a wetsuit.
- SUP accident in cold water are very dangerous. The loss of body heat due to immersion in cold water (hypothermia) can be fatal as survival time in cold water can be as little as 15 to 20 minutes.

## 8. Be accompanied

### CAUTION

- Always paddle with someone. It is preferable to be accompanied in case of an emergency or accident. You should be aware of the level of physical ability and medical conditions of people paddling with you.
- Always inform someone about your plan to go paddling, including your destination, how long you will be gone, and how many people will be with you.

## 9. Always familiarize yourself with the body of water you intend to navigate

### WARNING

- Scout unfamiliar water.
- Find out what hours boating is permitted, if there are any known hazardous conditions and where to get help quickly if there is an emergency or accident.
- Check tidal changes and currents specific to your location. If you decide to go down rapids, you need to scout in advance and, if necessary, portage your SUP to avoid unfamiliar or dangerous areas.

## 10. Regulations and laws

### CAUTION

- Always follow Coast Guard regulations, boating and safety laws, and regulations and orders of various levels of government (including regional).

## 11. Air vent cap

### CAUTION

- Make sure the air vent cap is firmly in place before putting your SUP in the water.

## 12. Self protection

### WARNING

- Wear appropriate safety gear.
- If you go down rapids, you are putting yourself in a risk of serious injury or death. You must take the appropriate safety precautions, inspect your equipment thoroughly, and wear appropriate safety gear. You should always wear a personal floating device and a helmet. We strongly recommend wearing protection your arms, legs, etc. It is your responsibility to have the proper equipment and familiarize yourself with the body of water where you want to use your SUP.

### WARNING

- NEVER let minors use this SUP without adult supervision.
- NEVER tow this SUP behind a boat.
- NEVER use this SUP as a personal floating device.
- NEVER exceed this SUP's maximum weight.

# GENERAL STAND UP PADDLING INFORMATION

## Getting Started

Learn and practice basic paddling skills on a calm lake. Start slowly in open area with few people around. Take your SUP thorough rougher water only when you are confident about your abilities.

For maximum comfort, make sure you have paddle with a length that fits your size. In general, you should add 8 to 10 inches to your height to determine the length of the paddle. For example, you are 5 feet 10 inches (70 inches tall), your paddle should be 78-80 inches long. See page 8 for Paddle Instruction.

**\*Please note the Carbon SUP has NO paddle included.**

Stand in the center of the board when you paddle. In calm water, your feet should be positioned shoulder-width apart and pointing forward. In waves or rougher water, you should move a foot toward the back of the board and assume a surfing position. Practice moving your feet on the board and changing positions to improve your balance.

The best way to make a quick turn with your board is to move your weight back. The nose of the board will be out of the water and it will be much easier to turn.

If you paddle on a large body of water, like a lake or ocean, be sure to use a leash that connects you to your board. If you fall, your board could be pushed away from you, leaving you alone in the water.

If you paddle on a river with a strong current, do not use an ankle leash. If you fall, your board could drag you under the water and carry you down with the current. Or the leash could get caught on something in the water (rocks, branches, tree trunks, etc.) and cause you fall off your board.

Be careful in windy conditions. Your body is completely exposed when standing up and strong winds can greatly affect your movements and push you off course. Adopting a kneeling or sitting positions when faced with such conditions can prevent the wind from affecting your course.

Never leave your board if you do not have a leash, even if you lose your paddle. You can always paddle with your hands, which is an easier option than trying to swim back. As well, if the wind picks up and you are not on your board, it can float away faster than you can swim to retrieve it. This is why a leash is so important.

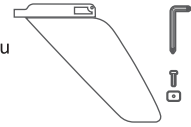
## SAFETY LEASH



AZTRON makes the safety leash as a standard accessory for our boards. If you paddle on a large body of water (lake or ocean), ensure to use an ankle leash so you are connected to your board all the times.

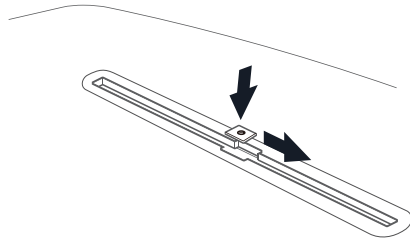
# FIN INSTALLATION

Keep your fin in good condition by removing it after each use. Damage to the fin incurred while attached to the paddle board may result in severe damage to the fin box, the watertight skin and the foam core. Attach the fin firmly before you go riding.

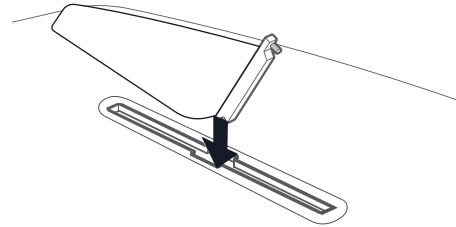


## INSTALLATION

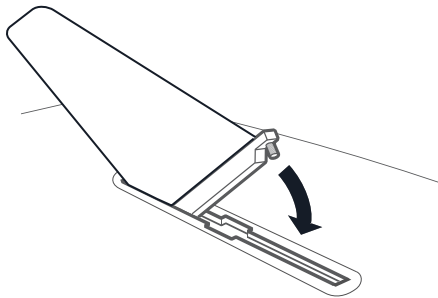
1. Unscrew the bolt and the square nut from the fin.



2. Insert the nut into the SUP's groove and push forward.

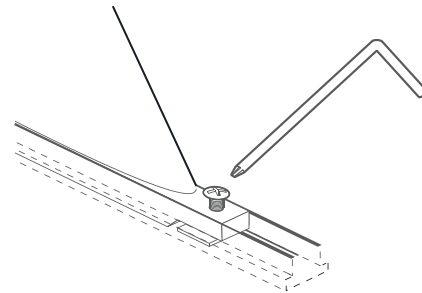


3. Insert the fin into the SUP's groove and align the bolt's hole with the nut previously installed. Screw lightly and push backwards.



4. Place the bolt and screw firmly.

**REMOVAL:** Reverse steps, 4 through 1.



# TRANSPORTATION

You can easily transport your board with the carrying handle located in the center of the board.

## By Hand:

- Carry the board by using the carrying handle.
- If necessary, use a transport cart to help with the transport.

## NOTE

**Avoid keeping the board attached to your vehicle for an extended period of time, especially when exposed to the sun. This could distort the shape of the board over time.**

## By Vehicle:

- When strapping to the top of your car, place the board underside up. Placing the top side up may generate wind drag and instability when driving. Place the front or the back of the board forward are both acceptable.
- Overtightening straps may result in pressure dings.
- Use padded strap instead of non-padded nylon straps.



# CARE AND MAINTENANCE

- The best way to clean your board is to rinse it with fresh water to remove sand and saltwater deposits. Do not use abrasives.
- Inspect your board for dings and cracks before and after each use. The EPS Core of your board is highly absorbent and acts as a sponge when protective watertight epoxy skin is compromised.
- Minor abrasions, dents, wearing off and scratches are normal and will not impact your board's performance.

# STORAGE

- Keep your board in a well-ventilated and shaded area when you do not use it. Your board can be damaged if it is exposed to direct sunlight for a period of time.
- Limited exposure of the deck-side of the board to direct sunlight. While in use, water flowing over the deck helps regulate surface temperature. However, when the deck traction pad is dry, the heat absorption effect is amplified when exposed to direct sunlight.
- At approximately 74°C/165°F, the EPS foam begins outgassing, becomes unstable and delaminates.
- Leaving your board in a vehicle during the day, even on a mild day, increases the risk of delamination.
- Do not store your board in a SUP bag for extended period of time. SUP bags are intended for transportation only, not for full time storage. Prolonged storage of a wet SUP in a wet bag may lead to the possibility of mold and osmotic blisters. SUP bag also collects and can potentially overheat your board.



# LIMITED WARRANTY



**AZTRON SPORTS offers a 365 days limited warranty from the date of purchase against defects in materials and workmanship. This warranty is subject to the following limitations.**

1. The warranty is valid only when the warranty card is completed and returned within 30 days of date of purchase.
2. The warranty is valid only when this product is used for normal recreational paddling activities and does not cover products used in rental or other commercial use.
3. AZTRON will make the final warranty determination, which may require inspection and/or photo of the board, which clearly show the defect(s). If necessary, this information must be sent to the AZTRON distributor in your country with prepaid postage. Products can be returned only if a return authorization number is given in advance by AZTRON distributor. The return authorization number must be clearly labeled on the outside of the package, or it will be refuse.
4. If a product is deemed to be defective by AZTRON, the warranty covers the repair or replacement of the defective product only. AZTRON will not be responsible for any costs, loses, or damage incurred as a result of loss or misuse of the product.
5. This warranty does not cover products that have been damaged by negligence, misuse or accident, or wear due to owner's failure to provide reasonable and necessary maintenance.
6. This warranty does not cover if the products modified or repaired by unauthorized persons.
7. This product must not be used in excess of the manufactures recommended maximum load capacity.
8. This warranty does not cover if it changes to the board appearance due to normal wear, sun exposure or any other environment conditions.
9. The original purchase receipt must accompany all warranty claims. The name of the retailer and date of purchase must be clear and legible.

You must provide an authorization number when returning a product for replacement or repair. AZTRON SPORTS will not accept a return without it.

This warrant is the sole and exclusive warranty by AZTRON SPORTS, in connection with this board. AZTRON SPORTS offers no warranty or representation, expressed or implied (including, without limitations, merchantability or fitness for a particular purpose), with the exception of those that are specifically included in this warranty.

All incident and/or consequential damages are excluded from this warranty.

## BASIC GUARANTEE

AZTRON SPORTS makes every effort to produce boards built of superior materials and accordance with stringent quality standards. Because of the nature of surfing and paddle boarding, we cannot guarantee the performance of any board or shape for individual riders and varying levels or skills and abilities. Furthermore, we cannot guarantee against damage or breakage and cannot protect or guarantee against circumstances outside of our control. Please contact AZTRON SPORTS in the event of a new board being removed from a box and not in good condition. You will be asked for a copy of your sales receipt and photos of the damage was due to shipping. If it is deemed a manufacturing or material flaw, we will issue an after service authorization number. This number along with the damaged product will need to be returned to the dealer or service center at customer's expense. Upon physical review, AZTRON SPORTS will make its final determination as to the nature of the damage or flaw and issue a replacement product (model depends on availability).

## IMPORTANT

Please register your board within thirty (30) days after purchasing it to validate the warranty. You can register it electronically via our website at <https://www.aztronsports.com/warranty/> or you can complete the registration card and return it to the following address:

### **AZTRON CUSTOMER SERVICE CENTER**

Unit 2808 - T2

166 Minhong Rd.

Shanghai, China 201102

Email: [info@aztronsports.com](mailto:info@aztronsports.com)

# WARRANTY REGISTRATION CARD

Date of Purchase: \_\_\_\_\_ Model: \_\_\_\_\_

Serial Number: \_\_\_\_\_

Dealer/Store Name: \_\_\_\_\_

Dealer/Store Address: \_\_\_\_\_

State/Province: \_\_\_\_\_ Zip/Postal Code: \_\_\_\_\_

Country: \_\_\_\_\_ Mr.  Mrs.  Ms.

Surname: \_\_\_\_\_ Name: \_\_\_\_\_

Address: \_\_\_\_\_

State/Province: \_\_\_\_\_ Zip/Postal Code: \_\_\_\_\_

Country: \_\_\_\_\_

Telephone Number: (       ) \_\_\_\_\_

Email: \_\_\_\_\_



# AZTRON<sup>®</sup>

---

2023 Version

RIDE INTELLIGENTLY / [AZTRONSPORTS.COM](https://AZTRONSPORTS.COM)

AZTRON SPORTS (SHANGHAI) CO.,LTD