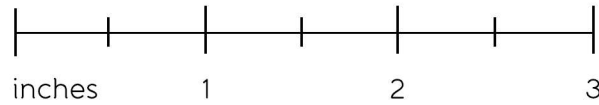


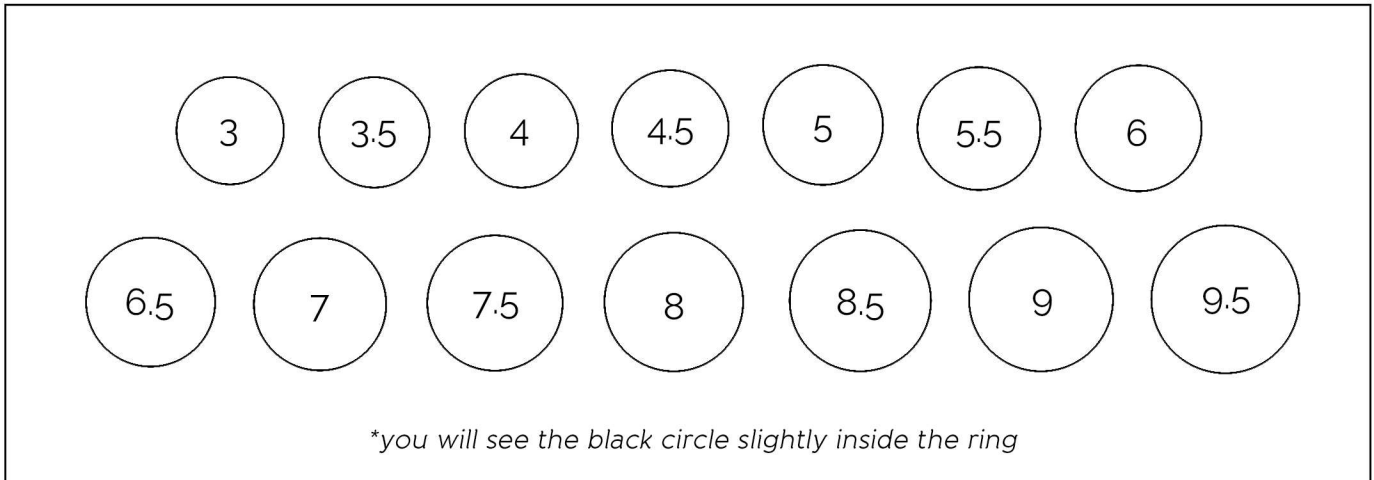
PRINTABLE RING SIZERS

1) Download + print this guide on an 8.5" x 11" paper (select actual size / no scaling).

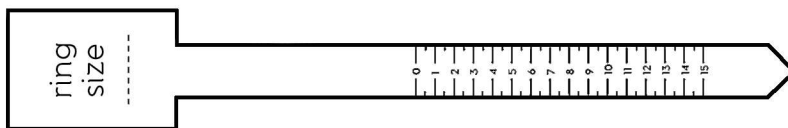
2) Make sure the line below matches a standard ruler.



3) If you have a ring that already fits, place it on top of the circles below to match the size.



4) If you do not have a ring that fits, cut out the sizer below, slit the dotted line and insert the end to create a ring. Slip the sizer over your finger and tighten to find your size.



TOM DESIGN

S H O P

