

**App Download  
SZOS**



Scan the QR code on the right side to download and install the app to the phone. (Supports IOS 9.0 & above, Android 4.4 & above. It does not support all mobile device model).

**SMART WATCH  
CHARGING AND ACTIVATION**

First time user, please make sure the battery is fully charged. It takes 4 hours to be fully charged. Use the magnetic charger to attract the metal contacts on the back to watch (as shown on the right), and connect the other end of charger to USB charging head or computer USB interface (please use 5V / 500mA) charging head. The two charging thimbles on the magnetic charger end cannot be attached to metal objects, in case of short - circuit or fire do not charge with fast charging device

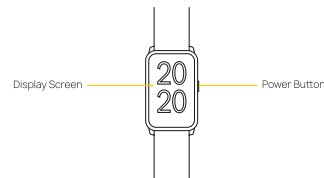


**CONNECT  
URBAN GO**



The MAC address on the "Setting" - "About" page could help you identify your device on the scanning list.

**Operating Instructions**



- Press and hold the power button  
1. Power on 2. Power off
- Short press the power button  
1. Screen on 2. Menu interface

**Features**

**200+ Customizable Watch Faces**

Long press the switch dial on the main dial interface, then click to confirm the dial, or switch the dial via the app, or customize the dial with your favorite picture. **Steps:** Select the device page of the App → Select the dial → Click (Edit) → Select the picture. In the upper right corner, double - tap to save.



**Bluetooth Calling**

Receive and make calls directly from the smart watch. When there is an incoming call, the watch will vibrate, then you can answer the call via the watch without pulling your mobile phone even phone book can be accessed at ease



**Multiple Sports Mode**

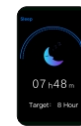
Click the sport mode icon to enter the Multiple Sports mode: Walking, Running, Cycling, Skipping, Badminton, Basketball, Football and Swimming. Slide up and down to select one sport, click to enter monitoring, and right swipe on the sports mode data can be synchronized and viewed from the app with view detailed information analysis and data records.



**Sleep Monitor**

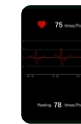
The user can detect the length of sleep, as well as deep sleep and light deep state, adapt their sleeping time according to the data, and improve their body's health index by wearing the watch while sleeping.

The sleep monitoring period is set to run from 20:00 pm to 10:00 am by default. After 10:00 a.m., the last night's sleeping data will be presented, data can be synchronized to the app with complete information analysis, and data records can be read from the app.



**Dynamic Heart Rate Histogram**

Slide to the heart rate function interface, the heart rate will start automatically after 2 seconds (you can also click the heart rate icon to stop / start during the measurement) the test data will be displayed when the measurement is completed > the heart rate monitoring data can be synchronized to the app, the detailed HR information analysis and the data record can be viewed from the app (Please utilize the correct posture while measuring, the measurement results are for reference only and cannot be used as medical data).



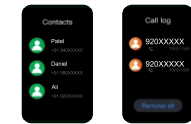
**Blood Oxygen**

Stay ahead by intelligently monitoring your (SPO2) Blood oxygen levels and be aware of changes to your body. Monitoring your blood oxygen levels is essential to avoid possible health problems in the long run.



**Access Contacts**

Allow Users to receiving or rejecting the call from your contact list. Without using smart phone just connecting your Bluetooth with Urban Go smart watch it is easy to access the contacts.



**TWS Function**

Once the Urban Go Smart Watch is paired with TWS. It provides high quality immersive sound the smart watch and you can experience a blasting audio quality.



**URBAN  
GO**

USER MANUAL

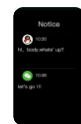
**Pedometer / Distance / Calorie Rate**

The watch can record the number of steps taken every day, the walking step data can be synchronized to the app. The walking steps distance, calories and other details can be viewed from the app (the numbers of steps, distance, calories, etc. recorded in the watch at end of the day). The data will be cleared at 00:00 every day.



**Call and Social Notifications**

After device is successfully paired with phone via Bluetooth. Please grant permission to the app for accessing Incoming call, Text Messages, and App Notifications to allow incoming messages on phone to be synchronized to the watch



**CALLING & TWS FUNCTION**  
Inbuilt Memory Save Your Favourite Songs



**URBAN  
GO**

**COLORS OPTION**



Jet Black Dial With Black Strap



Space Grey Dial With Grey Strap



Gold Dial With Beige Strap

**Disclaimer:**

It is forbidden to throw this product into the fire to avoid an explosion. The battery life varies according to the environment and usage mode.

**Warning:**

This product is not a medical device. The watch and its application should not be used for diagnosis treatment, or prevention of disease. If you want to change your habits such as exercise and sleep, please consult qualified medical personnel first. In case if you are suffering from serious casualties, Our company reserves the right to modify and improve any of the function.

The Heart rate, SPO2, blood pressure, step count and other health data's from your watch is only for reference and cannot be used as medical data.

The images and the features mention in the manual are for representation only actual features may vary a little based on the software updates and better user experiences.

**FAQ:**

**1. Warranty:** 12 months from the date of purchase.

**2. Why can't you wear watch for hot water baths, hot springs, saunas, etc.**

The bath water temperature is relatively high, it will produce a lot of water vapour, and the water vapour is gas phase. Its molecular radius is small, it is easy to infiltrate from the shell gap of the watch, and when the temperature drops, it will re-condense into a liquid phase, water droplets can easily cause short circuit inside the watch, damage the circuit board and damage watch.

**Special Attention:**

For other issues of watch usage, you can get detailed answers in the app suggestion feedback.

**URBAN  
GO**