



CM TRUCK BODIES – This features dual 12 ft split doors on either side for thruput. 2 identical work cells.




LightSAFE Installations:



This system is installed at SPACEX and is a 12 x 24 enclosure with a center divider make two 12 x 12 laser weld cells




Spacex – 32 x 16 x 12 ft high with ceiling – 8 ft wide x 12 ft high doors – Modular allows expansion




IPG Show Booth – This is a laser welding enclosure that IPG uses at trade shows, with monitor bracket for video screen.



United Alloy – This is a custom system with 3 doors and ceiling in each work cell.





LightSAFE IS A WORKSPACE !




Multiple doors can be added with workflow in and out of the LightSAFE system customizable.

Standard door size is 45 inches with options for 69 inches, 93 inches, 117 inches.

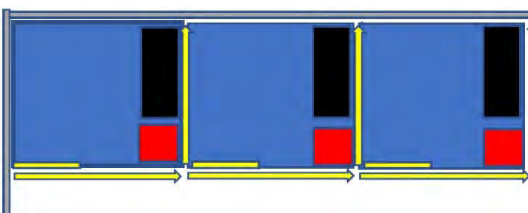
Double doors available in 141 inches, 186 inches, and 234 inches.

All LightSAFES include Dual Magnetic Interlocks connected into the LightWELD.

Multiple attach points for reels, hardware, cable management, and lighting when equipped with a ceiling.



LightSAFES are available in any 2 ft increment. Panels bolt together with 4 bolts and overlap for seamless construction. Modular design allows future expansion and redeployment as needed. Can be daisy chained for multiple weld cells. Corner layout needs 2 walls, along a wall 3 walls, and island 4 walls. **Kits available for reduced costs.**



Multiple booth systems share a common wall which reduces total LightSAFE cost. This type of system can be added too as more LightWELDers are added. Price as series of 2S systems. Door is included with each unit 2S Linear cost for multiple units is \$235 foot. This system is 6 walls total. (3) 10'x 10' welding booths cost = 6 x 10 x \$235 = \$14,100 including doors w/windows.



WAVE – The LightSAFE at WAVE features a 8 ft door opening, special color, and logo.



CUSTOM LOGO DOOR – 8 ft sliding door with custom logo prior to shipment



CALLAWAY GOLF – 2 sided system installed in R and D . Custom logo and LightSHELF.





CLARK STATE COLLEGE – Double system installed with common wall.



ACORN ENGINEERING – Customer designed interior is possible with numerous attach points in LightSAFE



LightBOT Enclosure at Serra Laser – 2 wall system for 2 LightBOT CO ROBOT Fanuc CRX Systems



WINDOW OPTIONS – Window – OD 8 + (1 photon per 100,000,000 filtration) are available in many sizes



Jayco Installation – This is a two wall system – 40 ft x 20 ft with 6 ft door with window and Laser On Light



Casters can be added to the LightSAFE to supply a movable enclosure. Also extensions can be added to make the LightSAFE 10 ft or 12 ft tall. We can also hinge the wall in case storage flexibility is required.



LightSAFE PRICE SHEET

All systems include a 45 inch door with Laser Window 12 x 24 – OD 8 +, magnetic interlock to LightWELDER, placards as required by Z-136.1, all hardware to assemble, and set up instructions. Available in 2 ft increments the LightSAFE is assembled from 4 ft. A panels, 2 ft B panels, 4 ft door modules, 6 ft door modules, and 8 ft door modules.

4 WALL SYSTEMS - \$220 LINEAR FOOT – Includes 45 in door with Laser Window – 28ft minimum (6ft x 8 ft w-1 door)

3 WALL SYSTEMS - \$225 LINEAR FOOT – Includes 45 in door with Laser Window – 22 ft minimum (8ft x 6ft x 8ft w-1 door)

2 WALL SYSTEMS - \$235 LINEAR FOOT – Includes 45 in door with Laser Window – 16 ft minimum (8ft x 8ft w-1 door)

SUBSTITUTE 69 INCH FOR 45 INCH DOOR – \$795

SUBSTITUTE 93 INCH FOR 45 INCH DOOR - \$995 (Position

SUBSTITUTE 93 INCH DOUBLE DOOR FOR 45 INCH DOOR - \$1450

SUBSTITUTE 141 INCH DOUBLE DOOR FOR 45 INCH DOOR - \$1950

ADDITIONAL 45 INCH DOOR – No Window \$500 With Window \$900

ADDITIONAL 69 INCH DOOR – No Window \$900 With Window \$1300

ADDITIONAL 93 INCH DOOR – No Window \$1200 With Window \$1600

ADDITIONAL 93 INCH DOUBLE DOOR – No Window \$1600 With Window \$2000

ADDITIONAL 141 INCH DOUBLE DOOR – No Window \$2200 With Window \$2400

CEILING SYSTEM - \$30 SQUARE FOOT – Lighting is option per fixture, special lighting upon request

LED LIGHTING - \$495 PER FIXTURE – Includes Motion Sensor REMOTE : \$75 option

EXHAUST - \$395 PER UNIT – can be installed in wall or ceiling section – not a fume extraction system. See Nederman

FREE STROKE BEARINGS – \$85 PER PANEL – allows the LightSAFE to be moved on smooth floor by hand

LIGHTSHELF - \$395 – holds LightWELD and Wire Feeder Additional Shelf - \$95

LASER ON WARNING LIGHT - \$350 – ties into LightWELD circuit, laser fires, sign goes on. Optional Remote Lights

MAGNETIC INTERLOCK SWITCH-DUAL - \$100 each (included in price of system and doors)

Laser Windows – SIZE – These are optional and can be added to any 4 foot wall or door module. Each LightSAFE comes with a 12 x 24 window in one 45 inch door module.

000.P5P21.5002 - 12 X 24 - \$429

000.P5P21.5004 - 24 X 24 - \$869

000.P5P21.5000 - 24 X 36 - \$1289

000.P5P21.5012 - 36 X 48 - \$2489

Wood Crating - \$500 – required for shipment beyond local LA area. Full wooden crate include foam padding to protect LightSAFE from potential shipping damage.

Nederman Fume Extractors - Available in overhead LightSAFE mount or rolling floor models available for filtration of welding fumes including HEPA filter collection. Merv 14 and 15 available. Priced per installation. Catalog available.

Co Robot – LightWELD/Fanuc Co Robot Systems. Starts at \$99,000 includes LightWELD-FANUC Co Robot – LightSAFE