


7.00-12/5.00



WRST®/Series



This series is newly developed as our high-end product which can be used on different kinds of poor working environment.

- Extremely deep tread pattern and unique tread design are two factors which provide WRST® series higher wear resistance than other similar brands.
- Big tread pattern design increase tire contact, reduce ground pressure, lower rolling resistance, and strengthen wear resistance.



WonRay®/Series

These series chooses new tread pattern, strictly control production cost and truly achieve low price with high quality.

- Three compound construction, a new design popular in Europe and America
- Wear resistant tread compound
- Super base compound
- Resilient center compound
- Steel ring reinforced

Non-Marking Tire



High Performance Non-marking tires with light color or other colorful rubber compound are designed to operate where clean floors are a priority. No mark is left on the ground when it is running or braking, especially suitable for the application of enterprises where contamination is strictly prohibited, such as pharmacy, catering trade, textile, electron, aviation, etc. Any sizes of black resilient and press-on tires can be made into Non-marking tire.

Solid Tires for Forklift and Small Field Running Vehicles



R701



R705



R706



R701(with hole)

No.	Size of Tire	Rim Size	Pattern No.	Outside Diamete	Section Width	Net Weight (Kg)	Max Load (Kg)						Other Industrial Vehicles
							Counter Balance Lift Trucks						
							10km/h		16km/h		25km/h		
						Driving	Steering	Driving	Steering	Driving	Steering		
1	4.00-8	3.00D/3.75	R701/R706	423/410	120/115	14.5/12.2	910	700	830	640	765	590	590
2	5.00-8	3.00D/3.50	R701/R705	466	127	18.40	1255	965	1145	880	1060	815	815
3	5.50-15	4.50E	R701	666	144	37.00	2525	1870	2415	1790	2195	1625	1495
4	6.00-9	4.00E	R701/R705	533	140	26.80	1975	1520	1805	1390	1675	1290	1290
5	6.00-15	4.50E	R701	694	148	41.20	2830	2095	2705	2000	2455	1820	1675
6	6.50-10	5.00F	R701/R705	582	157	36.00	2715	2090	2485	1910	2310	1775	1775
7	7.00-9	5.00S	R701	550	164	34.20	2670	2055	2440	1875	2260	1740	1740
8	7.00-12	5.00S	R701/R705	663	163	47.60	3105	2390	2835	2180	2635	2025	2025
9	7.00-15	5.50S/6.00	R701	738	178	60.00	3700	2845	3375	2595	3135	2410	2410
10	7.50-15	5.50	R701	768	188	75.00	3805	2925	3470	2670	3225	2480	2480
11	7.50-16	6.00	R701	805	180	74.00	4400	3385	4025	3095	3730	2870	2870
12	8.25-12	5.00S	R701	732	202	71.80	3425	2635	3125	2405	2905	2235	2235
13	8.25-15	6.50	R701/R705	829	202	90.00	5085	3910	4640	3570	4310	3315	3315
14	15X41/2-8	3.00D	R701/R705	383	107	9.40	1005	775	915	705	850	655	655
15	16X6-8	4.33R	R701/R705	416	156	16.90	1545	1190	1410	1085	1305	1005	1005
16	18X7-8	4.33R	R701/R705	452	155	20.80	2430	1870	2215	1705	2060	1585	1585
17	18X7-9	4.33R	R701/R705	452	155	19.90	2230	1780	2150	1615	2005	1505	1540
18	21X8-9	6.00E	R701/R705	523	180	34.10	2890	2225	2645	2035	2455	1890	1890
19	23X9-10	6.50F	R701/R705	595	212	51.00	3730	2870	3405	2620	3160	2430	2430
20	23X10-12	8.00G	R701/R705	592	230	51.20	4450	3425	4060	3125	3770	2900	2900
21	27X10-12	8.00G	R701/R705	680	236	74.70	4595	3535	4200	3230	3900	3000	3000
22	28X9-15	7.00	R701/R705	700	230	63.00	4060	3125	3710	2855	3445	2650	2650
23	28X12.5-15	9.75	R705	706	300	86.00	6200	4770	5660	4355	5260	4045	4045
24	140/55-9	4.00E	R705	380	130	10.50	1380	1060	1260	970	1170	900	900
25	200/50-10	6.50	R701/R705	458	198	25.20	2910	2240	2665	2050	2470	1900	1900
26	250-15	7.00/7.50	R701/R705	726	235	73.60	5595	4305	5110	3930	4745	3650	3650
27	300-15	8.00	R701/R705	827	256	112.50	6895	5305	6300	4845	5850	4500	4500
28	355/65-15	9.75	R701	825	302	135.00	7800	5800	7080	5310	6000	4800	5450

Solid OTR Tires



R700

R706

R708

R709

R711

No.	Size of Tire	Rim Size	Pattern No.	Outside Diamete ± 5mm	Section Width ± 5mm	Net Weight (Kg) ± 1.5%kg	Max Load (Kg) Counter Balance Lift Trucks						Other Industrial Vehicles 25km/h
							10km/h		16km/h		25km/h		
							Driving	Steering	Driving	Steering	Driving	Steering	
1	8.25-20	6.50T/7.00	R701	976	217	123	5335	4445	4870	4060	4525	3770	3770
2	9.00-16	6.00/6.50/7.00	R701	880	212	109	5290	4070	4830	3715	4485	3450	3450
3	9.00-20	7.00/7.50	R701	1005	236	148	6365	5305	5815	4845	5400	4500	4500
4	10.00-20	7.00/7.50/8.00	R701	1041	248	170	7075	5895	6460	5385	6000	5000	5000
5	10.00-20	7.50	R700	1041	248	176	7075	5895	6460	5385	6000	5000	5000
6	11.00-20	7.50/8.00	R701	1058	270	193	7715	6430	7045	5870	6540	5450	5450
7	12.00-20	8.00/8.50	R701	1112	285	230	8920	7435	8140	6785	7560	6300	6300
8	12.00-24	8.50	R701	1218	300	280	9125	7605	8335	6945	7740	6450	6450
9	14.00-20	10.00	R706	1250	316	340	10800	8640	10430	7840	9730	7315	7315
10	14.00-24	10.00	R701	1340	328	389	12165	10135	11105	9255	10315	8595	8595
11	16.00-25	11.25	R711	1446	390	600	16860	13490	15170	11400	13480	10130	10130
12	17.5-25	14.00	R709	1368	458	568	17720	14180	16880	12690	15960	12000	12000
13	18.00-25	13.00	R711	1620	500	928	21200	16960	20480	15400	19100	14360	14360
14	20.5-25	17.00	R709	1455	500	750	24430	18820	22290	17170	20660	15880	15880
15	23.5-25	19.50	R709	1620	580	1080	30830	24660	29790	22400	27770	20880	20880
16	26.5-25	22.00	R709	1736	650	1460	39300	31400	37400	28100	35400	26600	26600
17	29.5-25	25.00	R709	1840	730	1690	48100	37055	43880	33800	40340	31265	31265
18	10x16.5 (30x10-16)	6.00-16	R708	788	250	85				With Hole		3330	
19	12x16.5 (33x12-20)	8.00-20	R708	840	275	95				With Hole		4050	
20	38.5x14-20 (14x17.5)	11.00-20	R708	966	350	180				With Hole		6360	
21	385/65-24 (385/65-22.5)	10.00-24	R708	1062	356	208				With Hole		6650	
22	445/65-24 (445/65-22.5)	12.00-24	R708	1152	428	312				With Hole		9030	

Special Tires for Trailers



R700

R701

R706



R707

R713

R716

No.	Size of Tire	Rim Size	Pattern No.	Outside Diamete ±5mm	Section Width ±5mm	Net Weight ±1.5%kg	Max Load (Kg)		
								Other Industrial Vehicles	
								16km/h	
1	2.00-8 (12x4)	2.50C/3.00D	R700/R706/R707	318/310	103/100	5.00	380		
2	3.00-5	2.15	R713/R716	268/250	77/72	3.70	330		
3	3.20-8	3.00D	R706	328	110	6.20	520		
4	3.50-5	3.00D	R701	300	100	6.30	380		
5	3.60-8	3.00D	R706	368	110	8.60	600		
6	4.00-8/3.75 (Wide)	3.75	R706	423	120	14.50	730		
7	4.00-8/3.00/3.75	3.00D/3.75	R701/R706	410	115	12.20	695		
8	16x5-9	4.00	R706	404	126	12.50	710		
9	300x125 SM	FB	R700	302	125	11.30	910		
10	350x100 SM	FB	R700	352	100	12.30	850		

Solid Tires With Rims



R708



R709



R711



R715

Skid Steer Solid Tires With Rims

No.	Size of Tire	Tire with hole (Yes/No)	Pattern No.	Outside Diamete	Section Width	Net Weight (Kg)	Max Load (Kg)	
							± 5mm	± 5mm
						± 1.5%kg	Other Industrial Vehicles	
							16km/h	
1	FB10×16.5 (30×10-16)	Yes	R708	788	250	116	3700	
2	FB12×16.5 (33×12-20)	Yes	R708	840	275	140	4500	
3	FB16/70-20 (standard)	Yes	R708	1060	400	329	8830	
4	FB16/70-20 (economy)	Yes	R708	940	330	216	6620	
5	FB38.5×14-20 (14×17.5)	Yes	R708	966	350	246	7070	
6	FB385/65-24 (385/65-22.5)	Yes	R708	1062	356	290	7390	
7	FB445/65-24 (445/65-22.5)	Yes	R708	1152	428	394	10040	
8	FB14.00-24	No	R701	1340	328	461	10700	
9	FB17.5-25	Yes	R709	1368	458	650	13400	
10	FB18.00-25	Yes	R711	1620	500	960	15795	
11	FB20.5-25	No	R709	1455	500	950	17470	
12	FB23.5-25	Yes	R709	1620	580	1040	23400	
13	FB26.5-25	Yes	R709	1736	650	1395	29260	
14	FB29.5-25	Yes	R709	1840	730	1780	34390	

Solid Tires for Mining Machine

No.	Size of Tire	Rim Size	Pattern No.	Outside Diamete	Section Width	Max Load (Kg)	
						± 5mm	± 5mm
						Other Industrial Vehicles	
						16km/h	
1	8.25-20	FB	R701	976	217	4230	
2	10.00-20	FB	R701	1041	248	5300	
3	12.00-24	FB	R701	1218	300	7690	
4	14.00-20	FB	R706	1250	316	9495	
5	14.00-24	FB	R701	1340	328	10700	
6	16.00-25	FB	R711	1460	410	13340	
7	17.5-25	FB	R709	1368	458	13400	
8	20.5-25	FB	R709	1455	500	17660	
9	18.00-33	FB	R715	1840	450	18380	
10	54×26	FB	R715	1370	660	23130	
11	55×18-34	FB	R715	1410	450	15050	
12	1510×470	FB	R715	1516	470	16120	
13	1098×500	FB	R711	1098	500	14235	



R706

Characteristics of Structure


The wheel baseband is made according to the fitting specifications of the vehicles' pivot bracket. And the thickness and the structure can be adjusted based on the tire loading. After treating to the basebands, curing reasonable rubber around the baseband surface to guarantee the loading of tires and other usage performance.

Characteristics of Usages

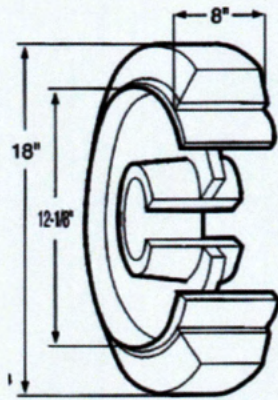
1. Smaller deformation, better stability and security.
2. Running smoothly, slight shaking and twittering.
3. Low rolling resistance, reducing energy consumption, basebands can be recycled reducing cost and in accordance with the world trend of low-carbon economy.
4. Lower heat built up, good heat yield, overcome the blow-out problem.
5. Easy assembling, no need to fit rims, can be fixed to the vehicles and facilities directly, no worry for spinning.
6. Heavier loading, 10%-15% increase of loading than the same size of tires.

Solid Tires for Sintering Machine

No.	Size of Tire	Rim Size	Pattern No.	Outside Diamete	Section Width	Net Weight(Kg)	Max Load (Kg)
							Other Industrial Vehicles
				± 5mm	± 5mm	± 1.5%kg	16km/h
1	12.00-20	FB	R701	1116	285	258	7645
2	14.00-20	FB	R706	1250	316	400	9496



Press-on Solid Tires



18x8x12 1/8



SM



TR

No.	Size of Tire		Types of Pattern	Net Weight (Kg) ± 1.5%kg	Max Load (Kg)				
					Counter Balance Lift Trucks				Other Industrial Vehicles 16km/h
	Inch	Millimeter			10km/h		16km/h		
	(in)	(mm)			Driving	Steering	Driving	Steering	
1	9x5x5	228.6x127x127	SM	6.50	890	790	785	715	685
2	10x4x6 1/2	254x101.6x165.1	SM	6.00	720	640	635	580	555
3	10x5x6 1/2	254x127x165.1	SM	7.40	940	835	830	755	725
4	10x6x6 1/2	254x152.4x165.1	SM	9.00	1160	1035	1030	935	895
5	10 1/2x5x5	266.7x127x127	SM	8.00	1020	910	905	820	785
6	10 1/2x6x5	266.7x152.4x127	SM	10.40	1295	1155	1145	1040	995
7	10 1/2x5x6 1/2	266.7x127x165.1	SM	8.20	1000	890	885	805	770
8	10 1/2x6x6 1/2	266.7x152.4x165.1	SM	9.60	1240	1105	1100	995	955
9	12x4 1/2x8	305x114.3x203.2	SM	8.60	970	865	860	780	745
10	12x5x8	305x127x203.2	SM	10.00	1050	970	1020	950	850
11	13 1/2x5 1/2x8	342.9x139.7x203.2	SM	13.00	1400	1245	1235	1125	1075
12	13 1/2x7 1/2x8	342.9x190.5x203.2	SM	20.00	2065	1835	1825	1660	1590
13	14x4 1/2x8	355.6x114.3x203.2	SM/TR	12.20	1085	965	960	870	835
14	15x5x11 1/4	381x127x285.8	SM	12.60	1290	1150	1145	1040	995
15	15 1/2x5x10	393.7x127x254	SM	14.00	1365	1215	1210	1100	1050
16	15 1/2x6x10	393.7x152.4x254	SM	16.80	1735	1545	1535	1395	1335
17	16x5x10 1/2	406.4x127x266.7	SM/TR	16.00	1400	1245	1240	1125	1075
18	16x6x10 1/2	406.4x152.4x266.7	SM/TR	19.27	1775	1580	1570	1430	1365
19	16x7x10 1/2	406.4x178.8x266.7	SM/TR	21.10	2155	1915	1905	1730	1655
20	16 1/4x5x11 1/4	413x127x285	SM/TR	14.60	1415	1260	1250	1135	1090
21	16 1/4x6x11 1/4	413x152x285	SM/TR	17.60	1780	1585	1575	1480	1370
22	16 1/4x7x11 1/4	413x178x285	SM/TR	20.00	2150	1915	1900	1730	1655
23	17x5x12 1/8	431.8x127x308	SM	16.00	1460	1300	1295	1175	1125
24	18x5x12 1/8	457.2x127x308	SM	18.00	1525	1355	1350	1225	1175
25	18x6x12 1/8	457x152x308	SM/TR	23.50	1945	1735	1720	1565	1500
26	18x7x12 1/8	457x178x308	SM/TR	28.03	2370	2110	2095	1905	1820
27	18x8x12 1/8	457x203.2x308	SM/TR	30.10	2790	2485	2470	2245	2145
28	18x9x12 1/8	457x229x308	SM/TR	32.00	3215	2860	2840	2580	2470
29	20x8x16	508x203.2x406.4	SM/TR	28.40	2795	2490	2475	2250	2150
30	20x9x16	508x228.6x406.4	SM/TR	35.50	3190	2840	2820	2565	2455
31	21x7x15	533x178x381	SM/TR	33.60	2665	2370	2355	2140	2050
32	21x8x15	533.4x203.2x381	SM/TR	38.60	3140	2795	2780	2525	2415
33	21x9x15	533.4x228.6x381	SM/TR	41.00	3620	3220	3200	2910	2785
34	22x8x16	558.8x203.2x406.4	SM	38.00	3255	2895	2880	2615	2500
35	22x9x16	559x229x406	SM/TR	43.00	3745	3335	3315	3010	2880
36	22x12x16	559x305x406	SM	62.00	5230	4655	4625	4205	4025
37	22x14x16	559x355.6x406	SM	69.00	6220	5535	5500	5000	4785
38	22x16x16	559x406x406	SM	79.00	7205	6415	6375	5795	5545
39	26x10	660x250x480	SM	68.00	4845	4310	4285	3895	3725
40		620x250x480	SM	59.00	4520	4070	3995	3595	3475
41	28x12x22	711x304x558.8	SM	79.30	6265	5575	5545	5035	4820
42	28x14x22	711x355.6x558.8	SM	95.00	7450	6630	6590	5990	5730
43	28x16x22	711x406.4x558.8	SM	110.00	8635	7685	7640	6940	6645

Solid Tires for Lifting Platform



No.	Size of Tire	Rim Size	Pattern No.	Outside Diamete	Section Width	Net Weight (Kg)	Max Load (Kg)	
							Other Industrial Vehicles	10km/h
				± 5mm	± 5mm	± 1.5%kg		
1	10×3	FB	R706	254	74	7.5	425	
2	10×4	FB	R706	256	102	5.90	630	
3	12×4 (With brake)	FB	R707	310	100	7.4/10.4	680	
4	12×4 (W/O brake)	FB	R707	310	100	6.9/9.5	680	
5	12×4.5	FB	R707/R712	310	115	15.00	820	
6	12.5×4.25	FB	R712	320	108	18.00	810	
7	14×4 1/2	FB	R713	358	114	13.50	920	
8	15×5	FB	R712	384	127	21.80	1095	
9	16×5×12 (With brake)	FB	R706	406	125	15.2/18.8	1265	
10	16×5×12 (W/O brake)	FB	R706	406	125	14/17.3	1265	
11	22×7×17 3/4	FB	R714	559	176	50.00	2270	
12	323×100	FB	R713	323	100	9.10	635	
13	406×125 (JIG16×5×12)	FB	R706	406	125	16.90	1265	
14	406×127	FB	R713	406	127	20.60	1265	
15	2.00-8 (12×4)	2.50C/3.00	R700/R706/R707	318/310	103/100	5.00	620	
16	3.00-5	2.15	R713 /R716	268/250	77/72	3.70	335	
17	600×190	FB	R706	600	190	55.2	2670	
18	640×170×560	FB	R700	640	170	63.5	2340	
19	630×203×508	FB	R700	630	203	70.5	3110	



Sunbrite Forklifts

www.sunbriteforklift.co.za

Split Rim



Complete Rim (two pieces)



Complete Rim (three pieces)



Quick (clip) Rim



Press-on Rim (1)



Press-on Rim (2)

