



ROBERTO COIN


SIZE GUIDE

BRACELETS


Use a tape measure or flexible ruler, and measure in millimeters.
To avoid uncomfortable fits, do not pull the ruler too tightly when measuring.

RIGID SQUARE BRACELETS


Measure the width and height of your wrist independently and refer to sizes below
(wrist height x wrist width):



SMALL: 43x53 mm



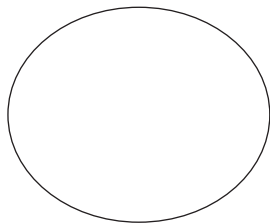
MEDIUM: 46x56 mm



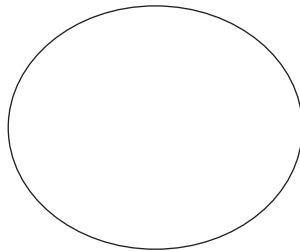
LARGE: 48x58 mm

RIGID OVAL BRACELETS

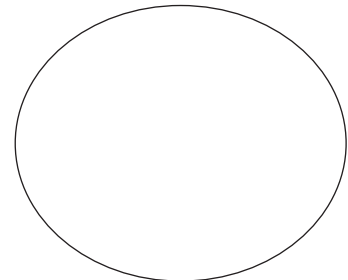
Wrap the circumference of your wrist and refer to sizes below:
(wrist height x wrist width):



SMALL: 46x56 mm



MEDIUM: 48x58 mm



LARGE: 50x60 mm

SOFT BRACELETS

Wrap the measure around your wrist and refer to sizes below:



SMALL: 170-175 mm



MEDIUM: 180-185 mm



LARGE: 190-195 mm

The size of the soft bracelets might slightly vary depending on the design of the jewel.


ROBERTO COIN

SIZING GUIDE


RINGS

PRINTING SETTINGS


To get the best results, you will need to go to the 'printing settings' before printing and ensure that the 'page scaling' option is set to 'none' in the print dialogue box. The Roberto Coin Ring Size Chart must be printed on a full A4 size page. To check that the Ring Size Chart has been printed properly, take a ruler and measure the sample below. It should measure exactly 2 cm.




15,92 mm




16,24 mm




16,56 mm




16,88 mm




17,20 mm




17,52 mm




17,83 mm




18,15 mm




18,47 mm



18,79 mm



19,11 mm



19,43 mm

HOW TO CHOOSE YOUR SIZE

Find a ring, possibly a "band" type, that is exactly your size.

Use a ruler to measure the inside diameter of your ring and find the equivalent diameter one of the circles: for example, if your ring has an inside diameter of 16.56 mm, it corresponds to size 52. If the diameter falls between two sizes, it would be the half size in between.

Otherwise:

Choose your size by placing your ring on the printed sheet: you have found your ring size when the diameter of the circle matches the inside diameter of your ring.

 **ROBERTO COIN**

SIZING GUIDE

RINGS

RING SIZE CHART

DIAMETER OF THE RING IN MM	RING SIZE			
	ITALY	FRANCE	UK	USA
15,92	10	50	J1/2	5,25
16,24	11	51	K1/2	5,75
16,56	12	52	L	6
16,88	13	53	M	6,50
17,20	14	54	N	7
17,52	15	55	N1/2	7,25
17,83	16	56	O	7,5
18,15	17	57	P	8
18,47	18	58	Q	8,50
18,79	19	59	Q1/2	9
19,11	20	60	R1/2	9,25
19,43	21	61	S1/2	9,50