



**The British Blind and Shutter Association**

The BBSA is Britain's only trade association representing companies that manufacture and supply interior and exterior blinds, awnings, security grills and shutters. The BBSA is leading the development of the child safety aspects of the only European Standard for internal blinds (EN 13120). All BBSA members have to comply with the child safety aspects of this standard and a number of non-members have committed to this requirement through the make it safe campaign.

You can see much more safety information, including a video at: [www.makeitsafe.org.uk](http://www.makeitsafe.org.uk)

**The CEN official standard EN 13120**

*"Complete elimination of the strangulation risk can only be achieved by keeping cords, chains, and tapes and similar out of the reach of children. Use of additional safety devices may reduce the risk of strangulation but cannot be considered foolproof. Motorisation eliminates the risk associated with looped and pull-cord operating mechanisms but the risk relating to inner tapes and cords (for relevant products) remains. Persons in charge of children are ultimately responsible for following the safety instructions provided by the manufacturer."*

**Advice supported by RoSPA**

RoSPA's mission is to save lives and reduce injuries in all areas of life and has achieved significant changes through its campaigning work over the 90 years since its inception. [www.rospa.com](http://www.rospa.com)

**Advice supported by the Child Accident Prevention Trust**

A leading UK charity working to reduce the number of children and young people killed, disabled or seriously injured in accidents. [www.capt.org.uk](http://www.capt.org.uk)

Your local BBSA member or approved supplier is:

British Blind and Shutter Association © 2011  
PO Box 232, Stowmarket, Suffolk, IP14 9AR  
e-mail: [info@bbsa.org.uk](mailto:info@bbsa.org.uk)  
website: [www.bbsa.org.uk](http://www.bbsa.org.uk)

This leaflet is intended to provide information for educative and illustrative purposes only, and is not intended to be professional or technical advice. You should seek specific advice based on your situation from your installer, as the BBSA accepts no duty of care to you from any action you may take based on the information contained in this leaflet.

[www.makeitsafe.org.uk](http://www.makeitsafe.org.uk)

See window blind safety video on [www.makeitsafe.org.uk](http://www.makeitsafe.org.uk)



# make it safe!

Reduce the risk from looped blind cords and chains. This leaflet will show you how

# Window Blind Safety

Internal window blind cords and chains can pose a risk to babies and small children who could injure or even strangle themselves on looped operating cords and chains.

**You can take a number of practical, simple precautions to significantly reduce the risk.**

Make looped cords and chains safe by using one of the available safety devices and by following the information below.



Make sure all cords and chains are always secured out of reach.



Do not place your child's cot, bed, highchair or playpen near to a window blind.



Do not put sofas, chairs, table, shelves or bookcases near to a window blind, as children love to climb.

*"Persons in charge of children are ultimately responsible for following the safety instructions provided by the manufacturer." EN 13120*

## New Blinds


When choosing new blinds for homes or places where babies or small children live or visit always look for a blind that does not contain cords or chains or has concealed cords such as in the examples below.




Wand operated vertical blinds




Gear operated blinds



Spring operated roller blinds



Concealed cord systems where the inner cords of the blinds are held under tension and there are no operating cords

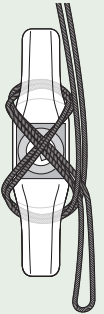


Motorised blinds have no operating cords or chains. External blinds typically have no operating cords or chains inside the property. Ask for expert advice.

**Typical examples of safety devices are:**

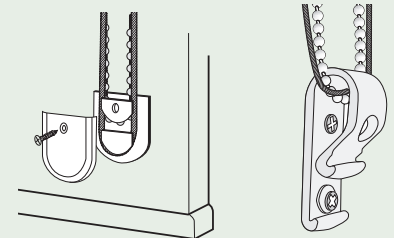
### Cleat

This should be securely fixed to an adjacent wall, out of the reach of children, and the cord/chain secured as shown, after each operation of the blind.



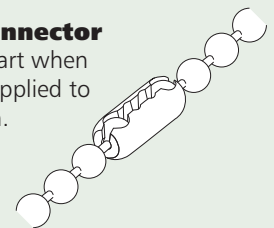
### Cord/Chain Tidys

The following devices are secured to an adjacent wall and the cords/chains are held permanently taut by the device.



### Chain-break connector

These will break apart when undue pressure is applied to the operating chain.



The accessible cords that run through some blinds can also pose a risk to children in that it may be possible to form a loop. Contact your BBSA member or approved 'make it safe' supplier or visit [www.makeitsafe.org.uk](http://www.makeitsafe.org.uk) for more information.



**make it safe!**

Always consult a BBSA member or a 'make it safe' approved supplier



They will give you the best possible advice on the most appropriate blinds, many of which do not contain operating cords or chains. They will also be pleased to give you further information on ways to make existing blinds safer.