

Roller Blind Systems

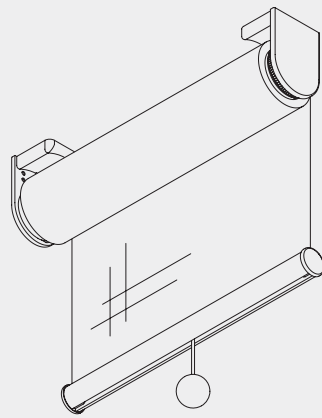


Roller Blind Systems



Spring Operated Roller Blind System

Silent Gliss® 4900



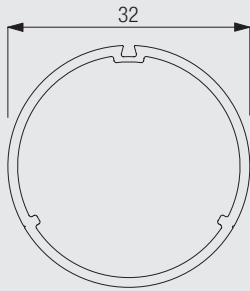
Product Information

- Silent and smooth spring operated roller blind system for residential and contract applications.
- Unique speed controller ensures a smooth, controlled ascent.
- Optional stop controller allows upper end stop limit adjustments.
- Can be specified up to a maximum width of 2m (min. width 30cm), a maximum drop of 3m or a maximum surface of 6m². The maximum load of 2.2kg should not be exceeded.
- Can be stopped at any given position.
- Easy wall, ceiling or recess fitting.
- Optional pre-mounted white installation profile.
- Side-by-side fixing of two systems with intermediate bracket cover ensures a minimized light gap.
- Optional side guide.
- Choice of four different bottom bar finishes - 3 bottom bar designs or fabric covered.
- Supplied ready assembled, made-to-measure with fabric.
- Child safety pull ball.



4900

Profile and Specification Information



4227



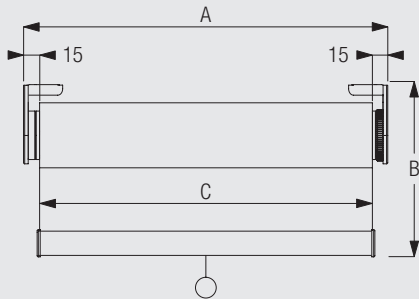
Cannot be bent

Specification Guide - download from www.silentgliss.co.uk (password required).

Silent Gliss spring operated roller blind 4900 with speed controller 4228. Ceiling/recess/wall fix. Finished with aluminium bottom bar 4221 (round) / 10633 (rectangular) / 10634 (oval) / fabric covered. Optional stop controller to be fitted to guarantee exact stop position of blind.

How to Measure

Single system



A: system width (inside recess includes bracket covers)
 B: system drop
 C: fabric width

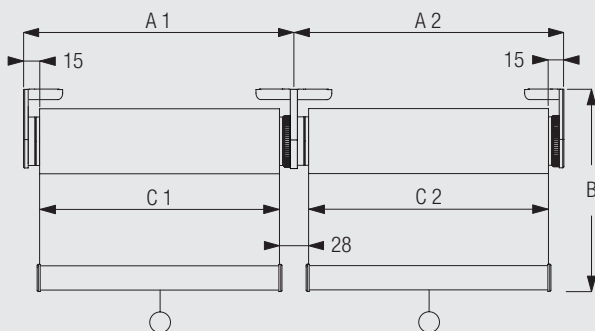
Please note:

- OUTSIDE recess does not include bracket covers, please add 4mm.
- measurements differ when side-guide option is used.



4900

Side-by-side systems (unconnected)



A: system width (inside recess includes bracket covers)
 B: system drop
 C: fabric width

Please note:

- OUTSIDE recess does not include bracket covers, please add 4mm.
- measurements differ when side-guide option or stop controller is used.

System Dimensions



Single system: 2m



30cm



3m



6m²



2.2kg

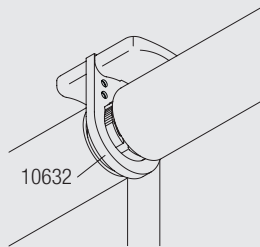
Maximum system width to drop ratio should not exceed 3.5:1

Please note: The maximum system width/drop is also dependant on the fabric type.

The maximum standard pull ball length when specifying a fabric covered bottom bar is 200mm (EN13120).
The child safety pull ball (11043) is standard on all aluminium bottom bars and can be specified up to 100cm.

System Options

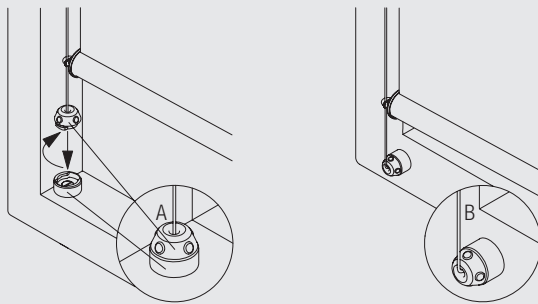
Side-by-side fixing of two systems



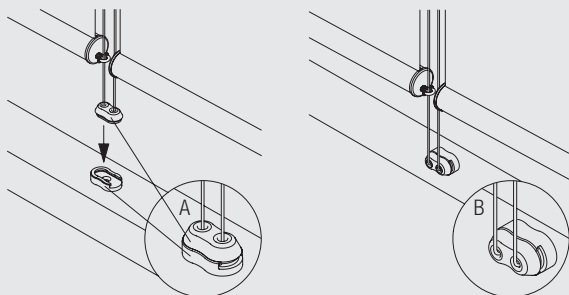
10632 Intermediate cover

Side guides for stabilising blind systems and sloped applications (up to 15° incline)

Single system



Double system

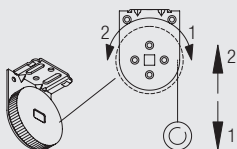


- A: Fitting of side guides inside window frame
- B: Fitting of side guides onto front of window frame



4900

Adjustable stop controller

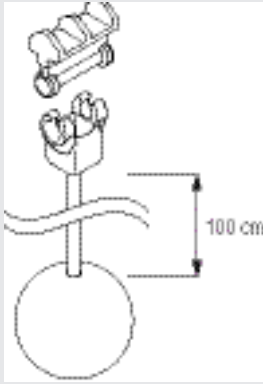


The adjustable stop controller is supplied as standard when a fabric covered bottom bar is specified. It is optional when an aluminium bottom bar is specified

It is built-in on the left hand side of roller blind (fabric rolls off back of barrel). For reverse roll blinds (fabric rolls off front of barrel), the end stop is fitted to the right hand side.

Please note: available for system widths from 60cm up to 200cm.

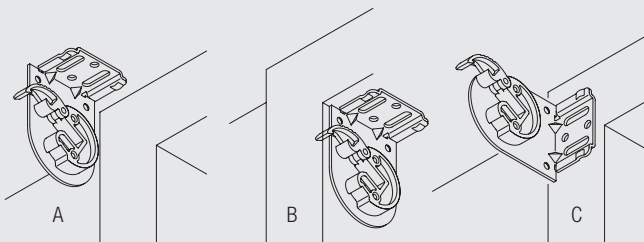
Child Safety Pull Ball Set



The child safety pull ball set 11043 is supplied as standard when an aluminium bottom bar is specified. It cannot be used when a fabric covered bottom bar is specified, in these situations pull ball set 10645 (max 20cm) will be used.

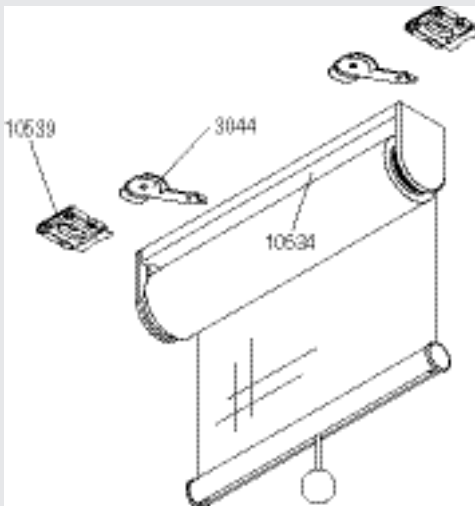
Fitting Information

Positioning of system



A: Ceiling Fixing
B: Recess Fixing
C: Wall Fixing

Fixing with installation profile (optional)

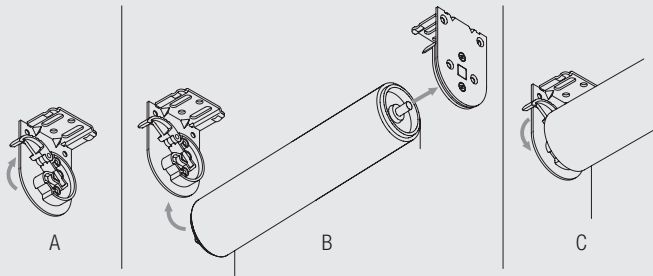


The optional installation profile can save fitting time on site. Mount the system with pre-fixed clamps 3044 or click brackets 10539.



4900

Easy front loading and removal of the blind

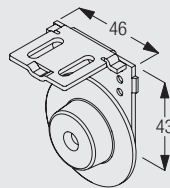
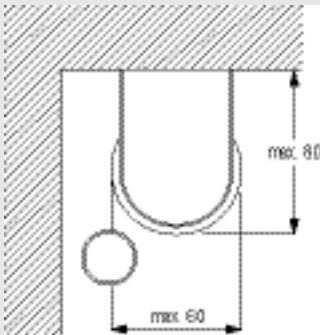


- A: Open click clasp on left side bracket
- B: Put blind into place: Right side first, then left side
- C: Close click clasp

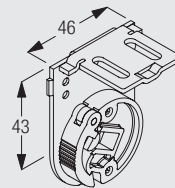
Fitting Options

CAD download available from www.silentgliss.co.uk (password required)

Ceiling fix with brackets



10987
Bracket

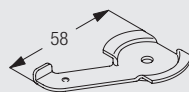
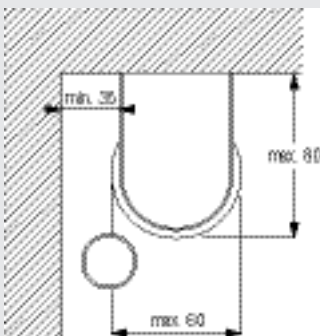


10989
Bracket, left, top fix

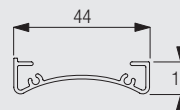
Measurements are based on the maximum system dimensions.

Bracket 10989 is standard and is forward (window) rolling. For reverse (room) rolling bracket 10991 is used.

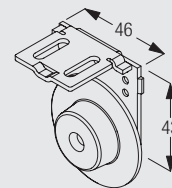
Ceiling fix with installation profile and clamps 3044



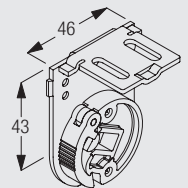
3044
Clamp



10534
Profile



10987
Bracket



10989
Bracket, left, top fix

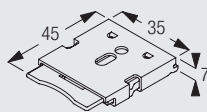
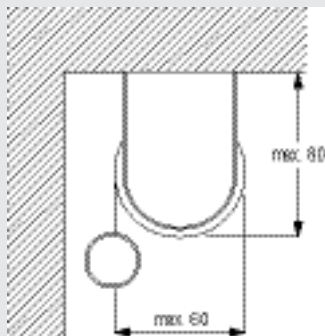
Measurements are based on the maximum system dimensions.

Bracket 10989 is standard and is forward (window) rolling. For reverse (room) rolling bracket 10991 is used.

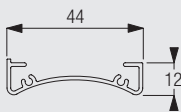


4900

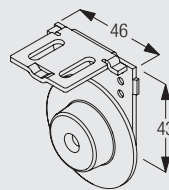
Ceiling fix with installation profile and click bracket 10539



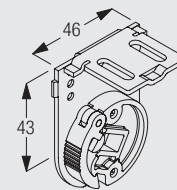
10539
Click bracket



10534
Profile



10987
Bracket

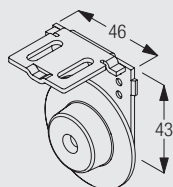
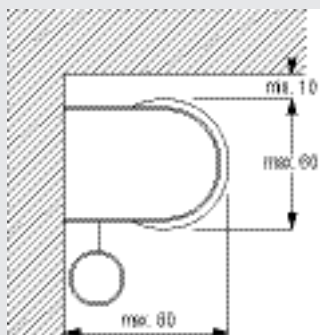


10989
Bracket, left, top fix

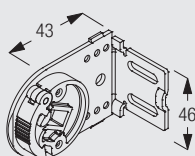
Measurements are based on the maximum system dimensions.

Bracket 10989 is standard and is forward (window) rolling. For reverse (room) rolling bracket 10991 is used.

Wall fix with brackets



10987
Bracket

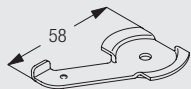
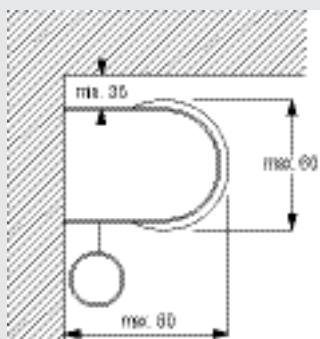


10990
Bracket, left, face fix

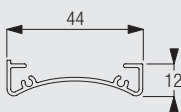
Measurements are based on the maximum system dimensions.

Bracket 10987 is standard and is forward (window) rolling. For reverse (room) rolling bracket 10992 is used.

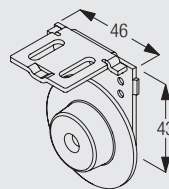
Wall fix with installation profile and clamps 3044



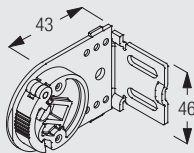
3044
Clamp



10534
Profile



10987
Bracket



10990
Bracket, left, face fix

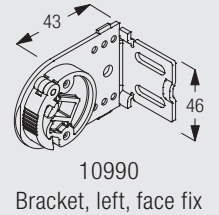
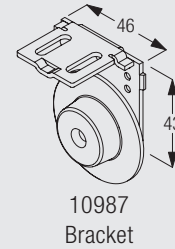
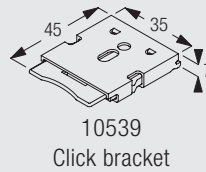
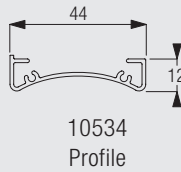
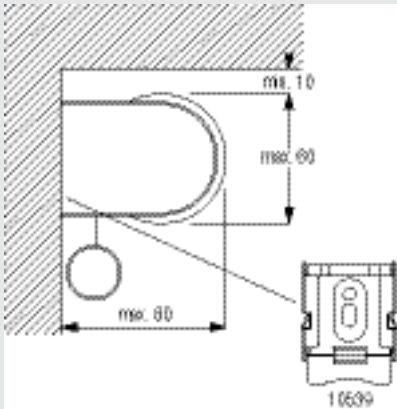
Measurements are based on the maximum system dimensions.

Bracket 10987 is standard and is forward (window) rolling. For reverse (room) rolling bracket 10992 is used.



4900

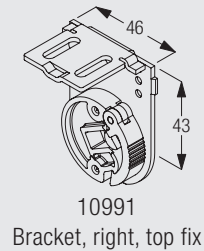
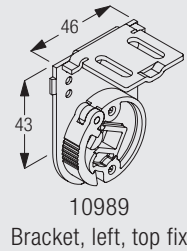
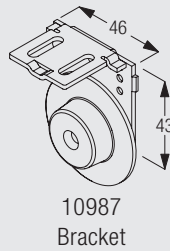
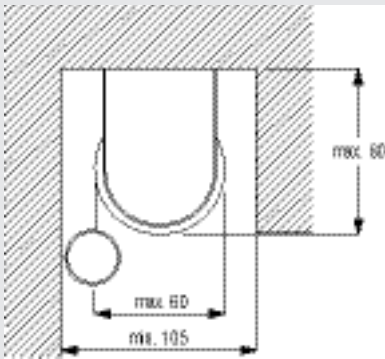
Wall fix with installation profile and click bracket 10539



Measurements are based on the maximum system dimensions.

Bracket 10987 is standard and is forward (window) rolling. For reverse (room) rolling bracket 10992 is used.

Recess fix with brackets

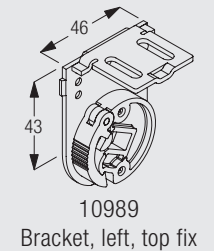
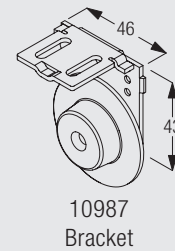
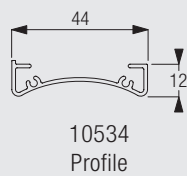
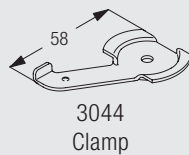
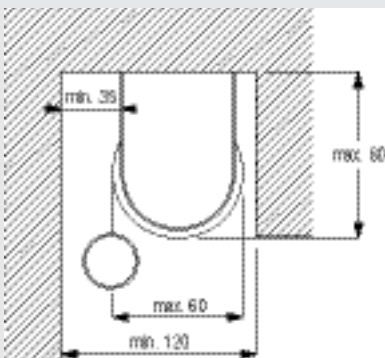


Measurements are based on the maximum system dimensions.

Bracket 10989: Standard (window) rolling side of fabric

Bracket 10991: Reverse (room) rolling side of fabric

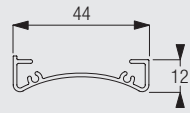
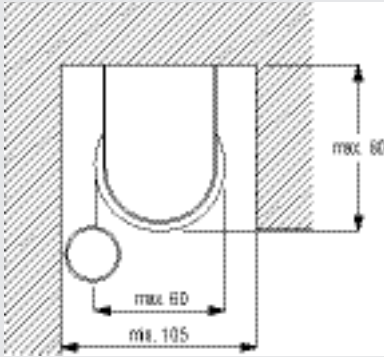
Recess fix with installation profile and clamps 3044



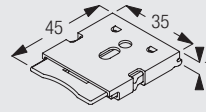
Measurements are based on the maximum system dimensions.

Bracket 10989 is standard and is forward (window) rolling. For reverse (room) rolling bracket 10991 is used.

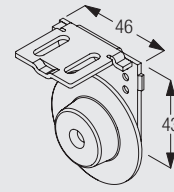
Recess fix with installation profile and click bracket 10539



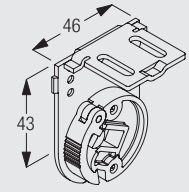
10534
Profile



10539
Click bracket



10987
Bracket

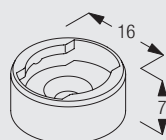
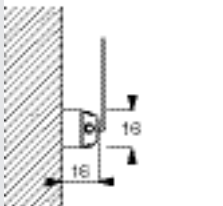
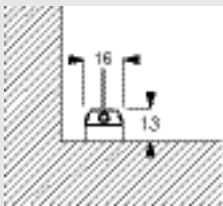


10989
Bracket, left, top fix

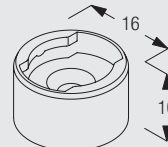
Measurements are based on the maximum system dimensions.

Bracket 10989 is standard and is forward (window) rolling. For reverse (room) rolling bracket 10991 is used.

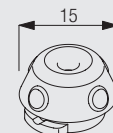
Fitting with side guide option



8235
Wire base short

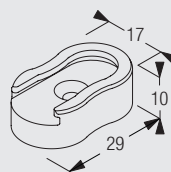
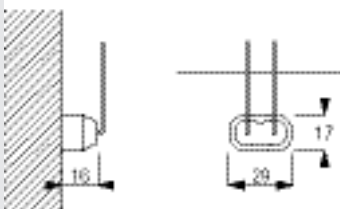
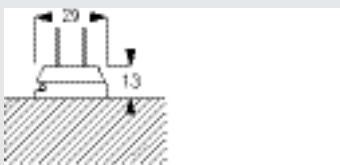


8236
Wire base long

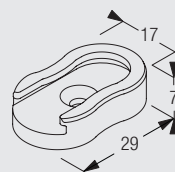


8237
Wire holder

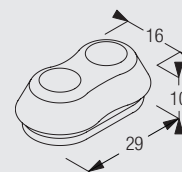
Fitting with side guide option (side-by-side installation)



10669
Double base long
(side guide)



10673
Double base short
(side guide)



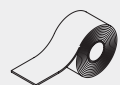
10701
Double wire holder
(side guide)













Standard Accessories

4221 Bottom bar



4226 Standard adhesive tape



4227	Profile		4231	Tube end cap	
10574	Cover		10575	Cover	
10639	End cover round		10645	Pull ball set for fabric bottom bar (max 200mm)	
10987	Bracket		10989	Bracket, left, top fix	
10990	Bracket, left, face fix		10991	Bracket, right, top fix	
10992	Bracket, right, face fix		4212-18	Spring-set right	

Optional Accessories

3044	Clamp		4377	Stop controller	
8235	Wire base short		8236	Wire base long	
8237	Wire holder		8249	Locking ring	
10534	Profile		10539	Click bracket	
10632	Intermediate cover		10633	Bottom bar rectangle	
10634	Bottom bar oval		10635	End cover rectangle	
10636	End cover rectangle (side guide)		10637	End cover oval	
10638	End cover oval (side guide)		10640	End cover round (side guide)	
10641	Eyelet (side guide)		10642	Wire holder (side guide)	
10669	Double base long (side guide)		10673	Double base short (side guide)	
10673	Double base short (side guide)		10690	Spacer	
10701	Double wire holder (side guide)		10706	Wire \varnothing 1.3mm x 2.6m (side guide)	

10988 Bracket for stop controller

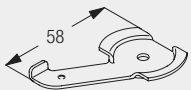


11043 Pull ball set child safety (max 100cm)

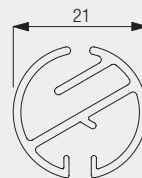


Useful Measurements

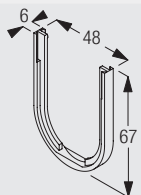
3044 Clamp



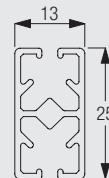
4221 Bottom bar



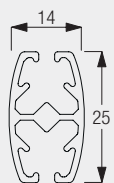
10632 Intermediate cover



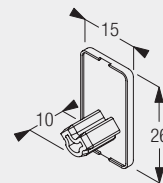
10633 Bottom bar rectangle



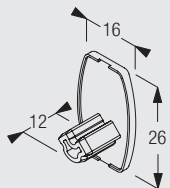
10634 Bottom bar oval



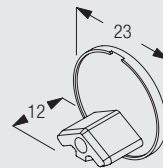
10635 End cover rectangle



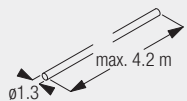
10637 End cover oval



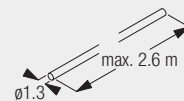
10639 End cover round



10643 Wire \varnothing 1.3mm x 4.2m (side guide)



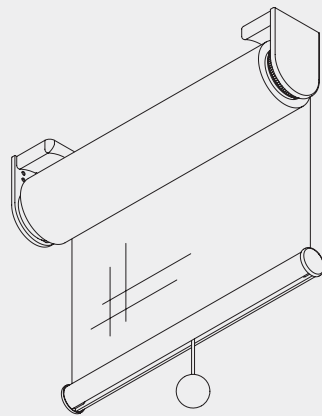
10706 Wire \varnothing 1.3mm x 2.6m (side guide)



4900

Spring Operated Roller Blind System

Silent Gliss® 4900



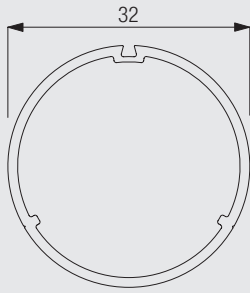
Product Information

- Silent and smooth spring operated roller blind system for residential and contract applications.
- Unique speed controller ensures a smooth, controlled ascent.
- Optional stop controller allows upper end stop limit adjustments.
- Can be specified up to a maximum width of 2m (min. width 30cm), a maximum drop of 3m or a maximum surface of 6m². The maximum load of 2.2kg should not be exceeded.
- Can be stopped at any given position.
- Easy wall, ceiling or recess fitting.
- Optional pre-mounted white installation profile.
- Side-by-side fixing of two systems with intermediate bracket cover ensures a minimized light gap.
- Optional side guide.
- Choice of four different bottom bar finishes - 3 bottom bar designs or fabric covered.
- Supplied ready assembled, made-to-measure with fabric.
- Child safety pull ball.



4900

Profile and Specification Information



4227



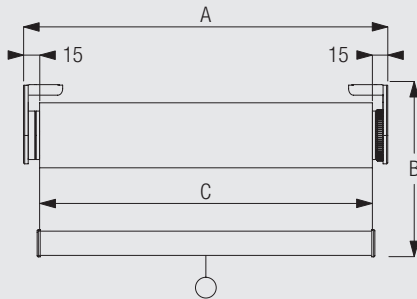
Cannot be bent

Specification Guide - download from www.silentgliss.co.uk (password required).

Silent Gliss spring operated roller blind 4900 with speed controller 4228. Ceiling/recess/wall fix. Finished with aluminium bottom bar 4221 (round) / 10633 (rectangular) / 10634 (oval) / fabric covered. Optional stop controller to be fitted to guarantee exact stop position of blind.

How to Measure

Single system



A: system width (inside recess includes bracket covers)
 B: system drop
 C: fabric width

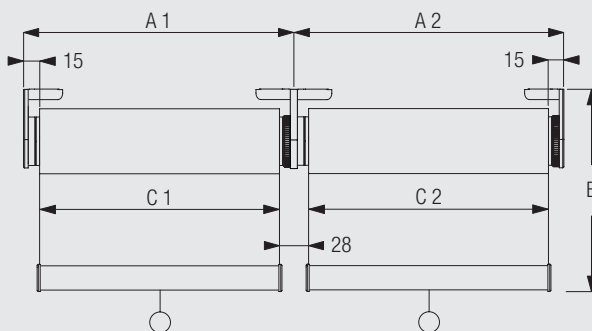
Please note:

- OUTSIDE recess does not include bracket covers, please add 4mm.
- measurements differ when side-guide option is used.



4900

Side-by-side systems (unconnected)



A: system width (inside recess includes bracket covers)
 B: system drop
 C: fabric width

Please note:

- OUTSIDE recess does not include bracket covers, please add 4mm.
- measurements differ when side-guide option or stop controller is used.

System Dimensions



Single system: 2m



30cm



3m



6m²



2.2kg

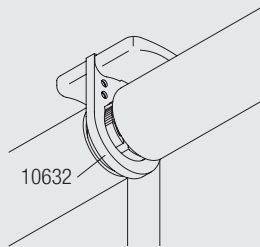
Maximum system width to drop ratio should not exceed 3.5:1

Please note: The maximum system width/drop is also dependant on the fabric type.

The maximum standard pull ball length when specifying a fabric covered bottom bar is 200mm (EN13120).
The child safety pull ball (11043) is standard on all aluminium bottom bars and can be specified up to 100cm.

System Options

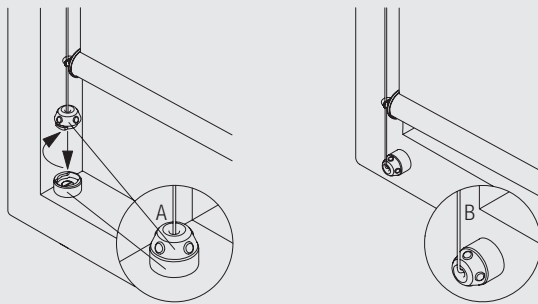
Side-by-side fixing of two systems



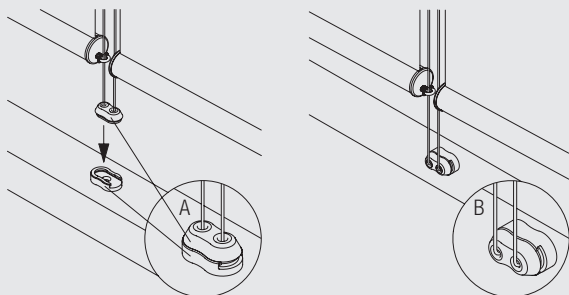
10632 Intermediate cover

Side guides for stabilising blind systems and sloped applications (up to 15° incline)

Single system



Double system

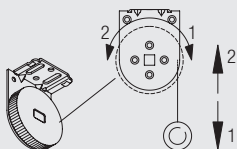


A: Fitting of side guides inside window frame
B: Fitting of side guides onto front of window frame



4900

Adjustable stop controller

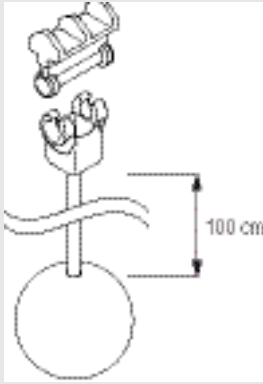


The adjustable stop controller is supplied as standard when a fabric covered bottom bar is specified. It is optional when an aluminium bottom bar is specified

It is built-in on the left hand side of roller blind (fabric rolls off back of barrel). For reverse roll blinds (fabric rolls off front of barrel), the end stop is fitted to the right hand side.

Please note: available for system widths from 60cm up to 200cm.

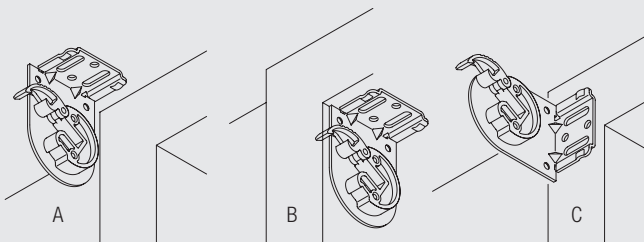
Child Safety Pull Ball Set



The child safety pull ball set 11043 is supplied as standard when an aluminium bottom bar is specified. It cannot be used when a fabric covered bottom bar is specified, in these situations pull ball set 10645 (max 20cm) will be used.

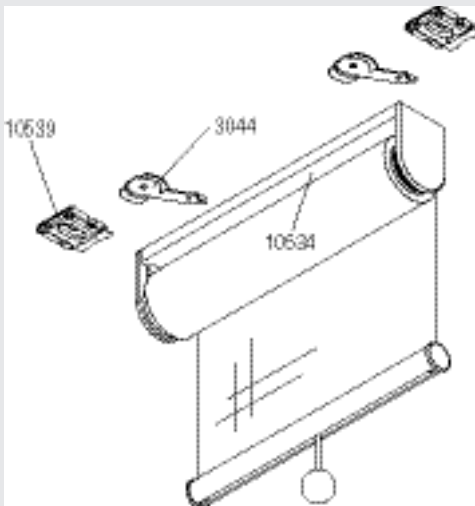
Fitting Information

Positioning of system



A: Ceiling Fixing
B: Recess Fixing
C: Wall Fixing

Fixing with installation profile (optional)

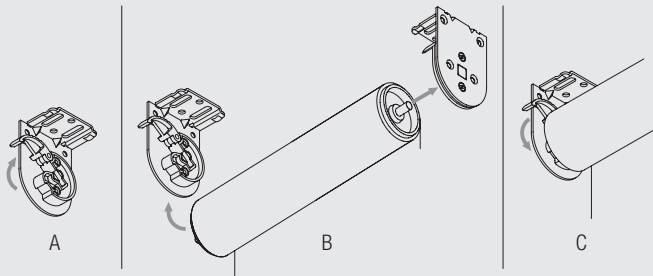


The optional installation profile can save fitting time on site. Mount the system with pre-fixed clamps 3044 or click brackets 10539.



4900

Easy front loading and removal of the blind

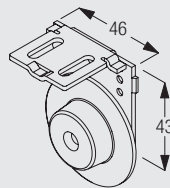
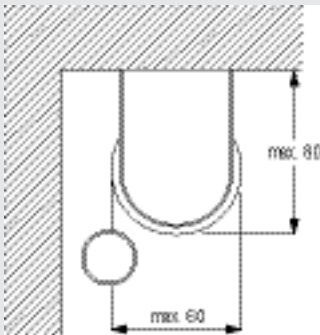


- A: Open click clasp on left side bracket
- B: Put blind into place: Right side first, then left side
- C: Close click clasp

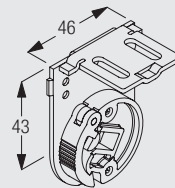
Fitting Options

CAD download available from www.silentgliss.co.uk (password required)

Ceiling fix with brackets



10987
Bracket

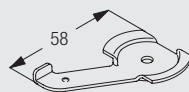
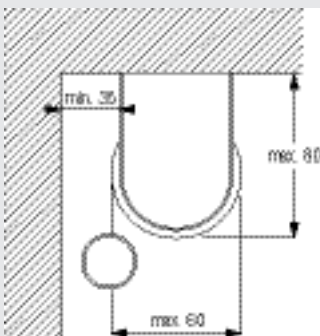


10989
Bracket, left, top fix

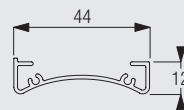
Measurements are based on the maximum system dimensions.

Bracket 10989 is standard and is forward (window) rolling. For reverse (room) rolling bracket 10991 is used.

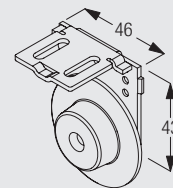
Ceiling fix with installation profile and clamps 3044



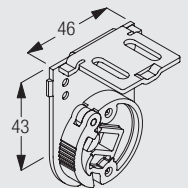
3044
Clamp



10534
Profile



10987
Bracket



10989
Bracket, left, top fix

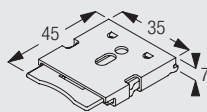
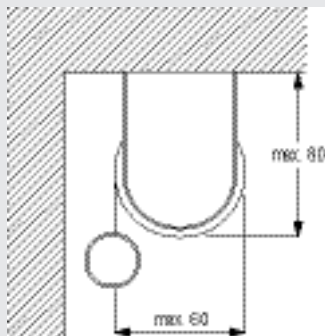
Measurements are based on the maximum system dimensions.

Bracket 10989 is standard and is forward (window) rolling. For reverse (room) rolling bracket 10991 is used.

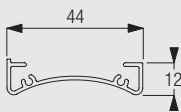


4900

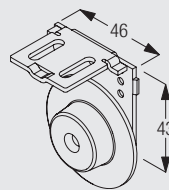
Ceiling fix with installation profile and click bracket 10539



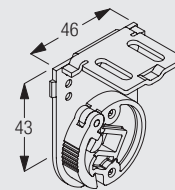
10539
Click bracket



10534
Profile



10987
Bracket

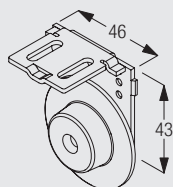
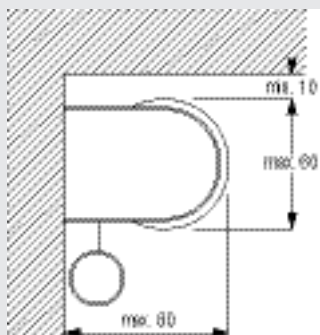


10989
Bracket, left, top fix

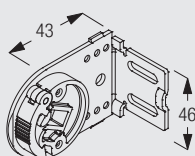
Measurements are based on the maximum system dimensions.

Bracket 10989 is standard and is forward (window) rolling. For reverse (room) rolling bracket 10991 is used.

Wall fix with brackets



10987
Bracket

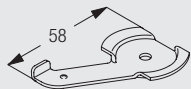
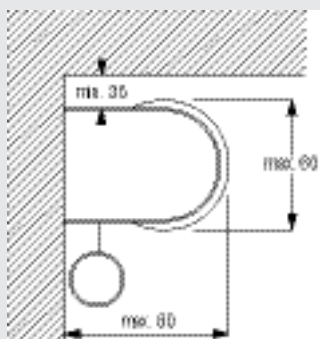


10990
Bracket, left, face fix

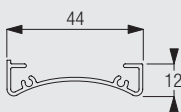
Measurements are based on the maximum system dimensions.

Bracket 10987 is standard and is forward (window) rolling. For reverse (room) rolling bracket 10992 is used.

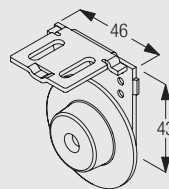
Wall fix with installation profile and clamps 3044



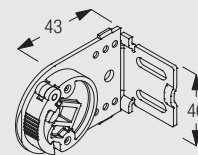
3044
Clamp



10534
Profile



10987
Bracket



10990
Bracket, left, face fix

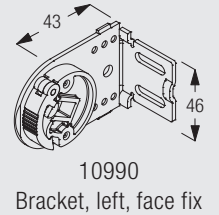
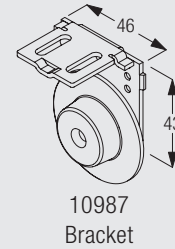
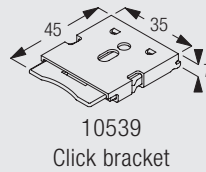
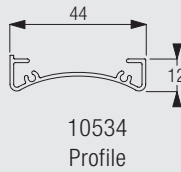
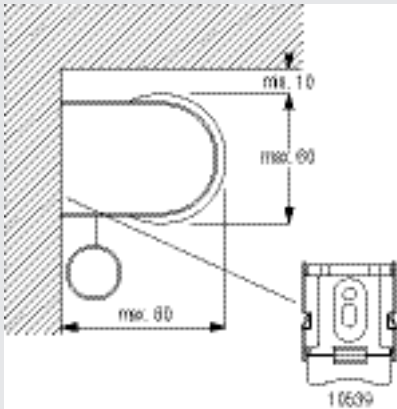
Measurements are based on the maximum system dimensions.

Bracket 10987 is standard and is forward (window) rolling. For reverse (room) rolling bracket 10992 is used.



4900

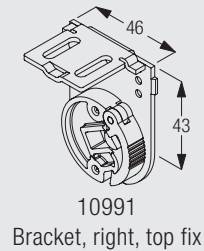
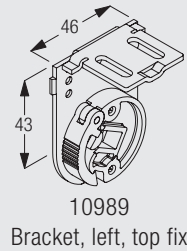
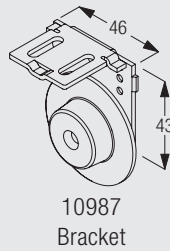
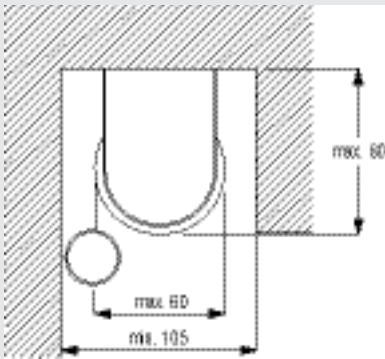
Wall fix with installation profile and click bracket 10539



Measurements are based on the maximum system dimensions.

Bracket 10987 is standard and is forward (window) rolling. For reverse (room) rolling bracket 10992 is used.

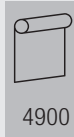
Recess fix with brackets



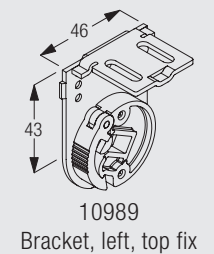
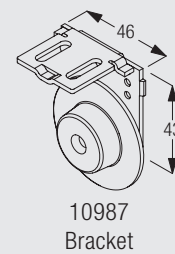
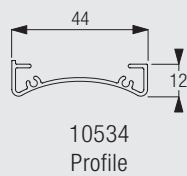
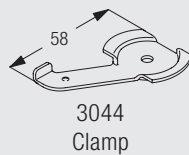
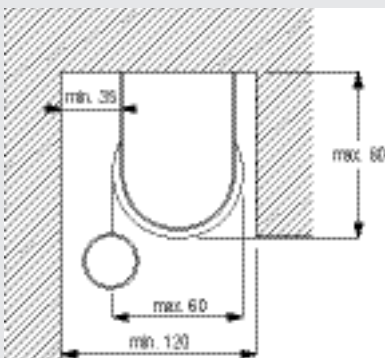
Measurements are based on the maximum system dimensions.

Bracket 10989: Standard (window) rolling side of fabric

Bracket 10991: Reverse (room) rolling side of fabric



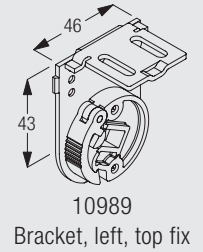
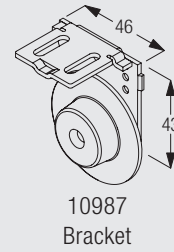
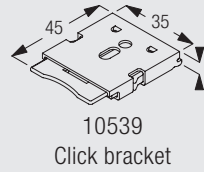
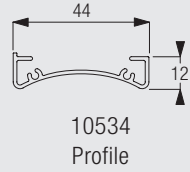
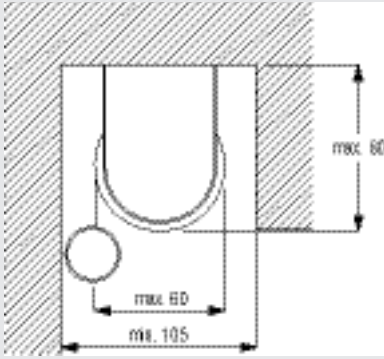
Recess fix with installation profile and clamps 3044



Measurements are based on the maximum system dimensions.

Bracket 10989 is standard and is forward (window) rolling. For reverse (room) rolling bracket 10991 is used.

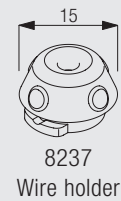
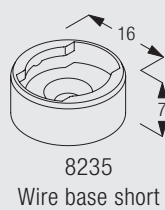
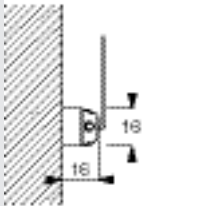
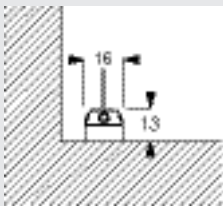
Recess fix with installation profile and click bracket 10539



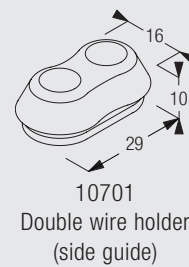
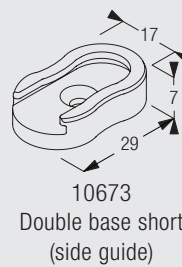
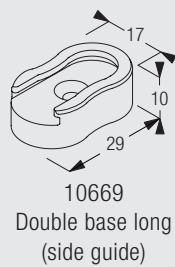
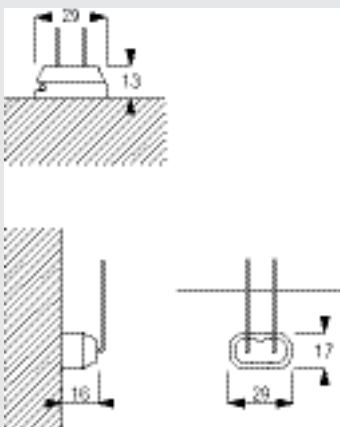
Measurements are based on the maximum system dimensions.

Bracket 10989 is standard and is forward (window) rolling. For reverse (room) rolling bracket 10991 is used.

Fitting with side guide option



Fitting with side guide option (side-by-side installation)

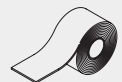














Standard Accessories

4221 Bottom bar






4226 Standard adhesive tape



4227	Profile		4231	Tube end cap	
10574	Cover		10575	Cover	
10639	End cover round		10645	Pull ball set for fabric bottom bar (max 200mm)	
10987	Bracket		10989	Bracket, left, top fix	
10990	Bracket, left, face fix		10991	Bracket, right, top fix	
10992	Bracket, right, face fix		4212-18	Spring-set right	

Optional Accessories

3044	Clamp		4377	Stop controller	
8235	Wire base short		8236	Wire base long	
8237	Wire holder		8249	Locking ring	
10534	Profile		10539	Click bracket	
10632	Intermediate cover		10633	Bottom bar rectangle	
10634	Bottom bar oval		10635	End cover rectangle	
10636	End cover rectangle (side guide)		10637	End cover oval	
10638	End cover oval (side guide)		10640	End cover round (side guide)	
10641	Eyelet (side guide)		10642	Wire holder (side guide)	
10669	Double base long (side guide)		10673	Double base short (side guide)	
10673	Double base short (side guide)		10690	Spacer	
10701	Double wire holder (side guide)		10706	Wire \varnothing 1.3mm x 2.6m (side guide)	

10988 Bracket for stop controller

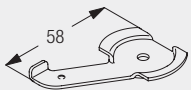


11043 Pull ball set child safety (max 100cm)

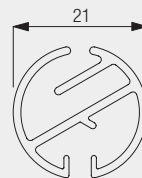


Useful Measurements

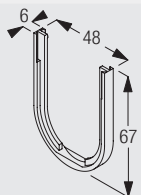
3044 Clamp



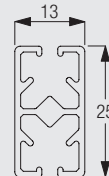
4221 Bottom bar



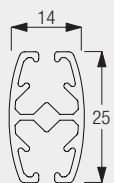
10632 Intermediate cover



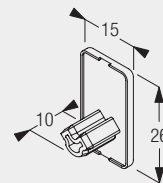
10633 Bottom bar rectangle



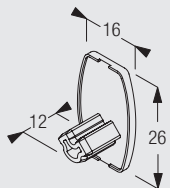
10634 Bottom bar oval



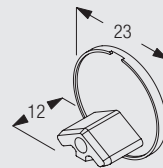
10635 End cover rectangle



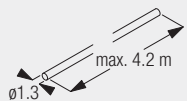
10637 End cover oval



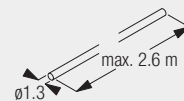
10639 End cover round



10643 Wire \varnothing 1.3mm x 4.2m (side guide)



10706 Wire \varnothing 1.3mm x 2.6m (side guide)



4900