









BUTTON	ACTION	FUNCTION	NOTES
POWER	Short-Press	To turn the paired SoundExtreme product on / off.	If the paired SoundExtreme product is powered by a battery, short-pressing this button can turn the product off, but it cannot turn the product back on.
	Press and Hold (for 3 seconds)	To turn the paired SoundExtreme product's LED lights on / off.	
	Short-Press	To cycle through the 5 defined Scenes for all Zones.	
	Short-Press	To change Audio Source.	<p>If paired with a SoundExtreme Marine Radio:</p> <ul style="list-style-type: none"> · Bring up the Audio Source Menu. · Use the Tracking Buttons to highlight the Audio Mode you want, then short-press the Play Button to select. <p>If paired with a different SoundExtreme product:</p> <ul style="list-style-type: none"> · Each short-press will cycle through the available Audio Source / Modes on the product (e.g., Bluetooth, EcoCast Transmitting / Receiving, FM, AM, Aux-In, etc.).
	Press and Hold (for 3 seconds)	To place the Transom Remote Control into RF Pairing Mode.	
	Short-Press	To play / pause audio.	<p>While in Bluetooth Mode:</p> <ul style="list-style-type: none"> · Accept an incoming call if the paired SoundExtreme product has a microphone. <p>If paired with a SoundExtreme Marine Radio:</p> <ul style="list-style-type: none"> · While in AM/ FM Mode, change the radio's Tuning Mode (Auto, Manual, or Preset).
	Press and Hold (for 3 seconds)	To activate EcoTalk feature.	<p>While in Bluetooth Mode:</p> <ul style="list-style-type: none"> · Activate Siri or Hey Google. · Reject an incoming call if the paired SoundExtreme product has a microphone.

BUTTON	ACTION	FUNCTION	NOTES
	Short-Press	<ul style="list-style-type: none"> In Bluetooth Mode: To skip to the previous track. In AM/ FM Mode: To tune in a previous station. 	If paired with a SoundExtreme Marine Radio: <ul style="list-style-type: none"> While in Aux-In Mode, decrease the Aux-In gain.
	Short-Press	<ul style="list-style-type: none"> In Bluetooth Mode: To skip to the next track. In AM/ FM Mode: To tune in a station. 	If paired with a SoundExtreme Marine Radio: <ul style="list-style-type: none"> While in Aux-In Mode, increase the Aux-In gain.
	Short-Press	To increase or decrease the volume.	If paired with a SoundExtreme Marine Radio: <ul style="list-style-type: none"> To increase or decrease the Master (Zone 3) Volume.
	Press and Hold (for 3 seconds)	To increase or decrease the volume.	For SoundExtreme products with only one audio Zone.
Vol Z1 	Short-Press	To increase or decrease the volume in Zone 1, only when paired with a SoundExtreme Marine Radio.	Button function not applicable for other SoundExtreme products.
Vol Z2 	Short-Press	To increase or decrease the volume in Zone 2, only when paired with a SoundExtreme Marine Radio.	Button function not applicable for other SoundExtreme products.
P1 / P2 / P3	Press and Hold (for 3 seconds)	When in AM/ FM Mode: To save the current station to the corresponding Preset Button.	
	Short-Press	When in AM/ FM Mode: To tune to the station saved to the corresponding Preset Button.	Refer to Remote Control Pairing for more details.