




PocketJet 4-in-1 Mini Air Pump

Key Features




4.5kPA

Fast inflate



4.5kPA

Fast deflate



USB

Emergency
power supply



Only 180
grams



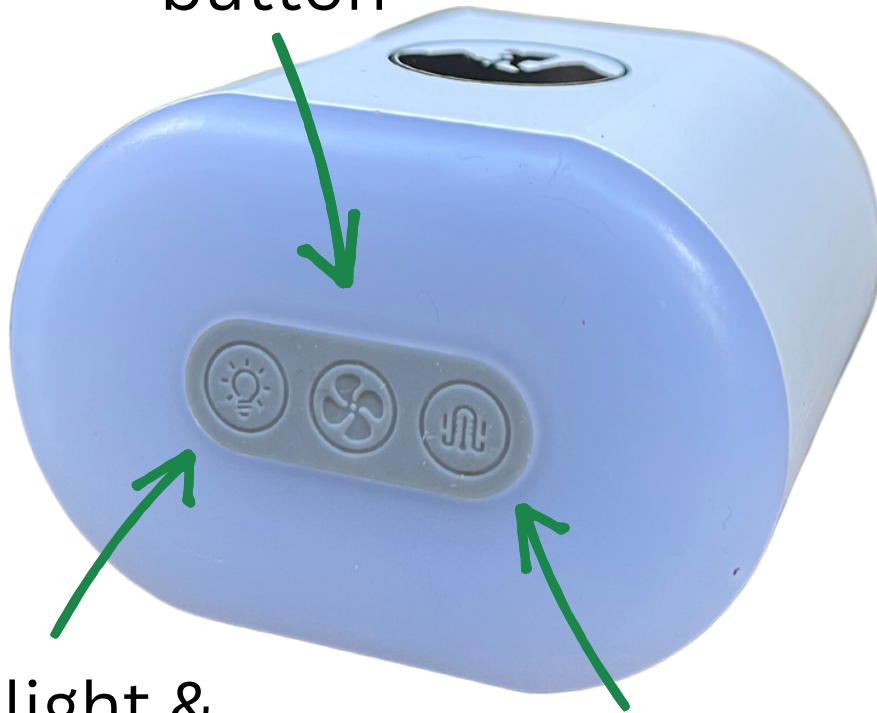
Up to 10
hours
illumination



Splash
resistant

The PocketJet Mini Air Pump

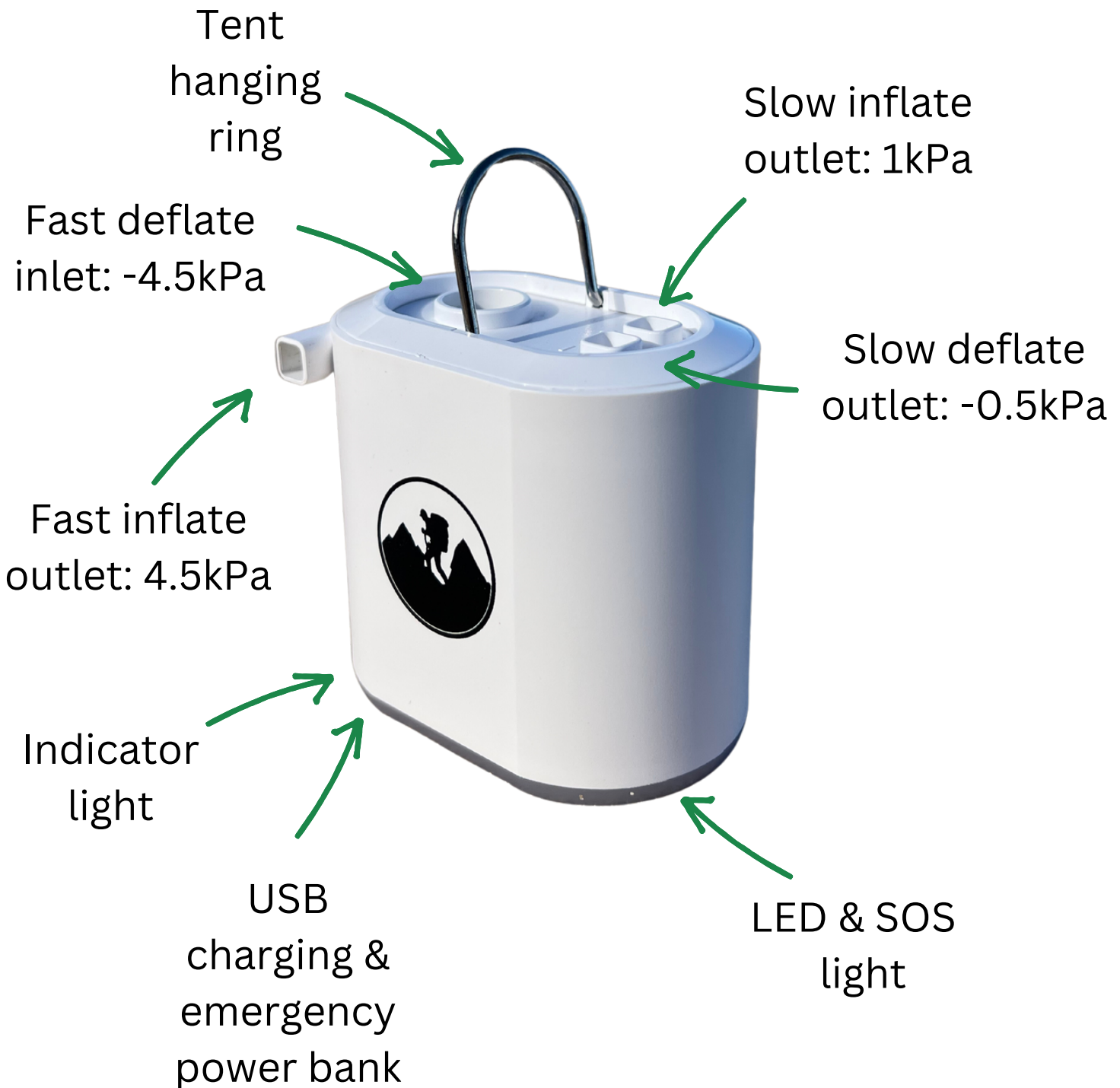
Fast inflate &
deflate pump
button








LED light &
SOS light
button

Slow inflate &
deflate pump
button

The PocketJet Mini Air Pump



PocketJet Mini Air Pump Instructions

Pump mode	Pump button	Max pressure	Operating Instructions
1. Fast inflate		4.5kPa	Press button twice continuously to start. Press once to stop.
2. Fast deflate		- 4.5kPa	Press button twice continuously to start. Press once to stop.
3. Slow inflate		1kPa	Press button twice continuously to start. Press once to stop.
4. Slow deflate		- 0.5kPa	Press button twice continuously to start. Press once to stop.
5. LED & SOS light		N/A	Press button twice continuously to start. Press again to adjust light mode. Press once to stop.

How to Use The PocketJet Mini Air Pump

1. Choose the correct nozzle for the task at hand and attach it to the pump. Refer to pages 3, 4 & 5 for more information on pump outlets/inlets

2. When operating the pump, we recommend holding the pump to keep it securely in place. We also advise against using the pump continuously for more than 10 minutes to avoid overheating

3. To ensure the emergency power supply operates correctly, use the USB-C to USB adapter and connect to your device with a USB cable

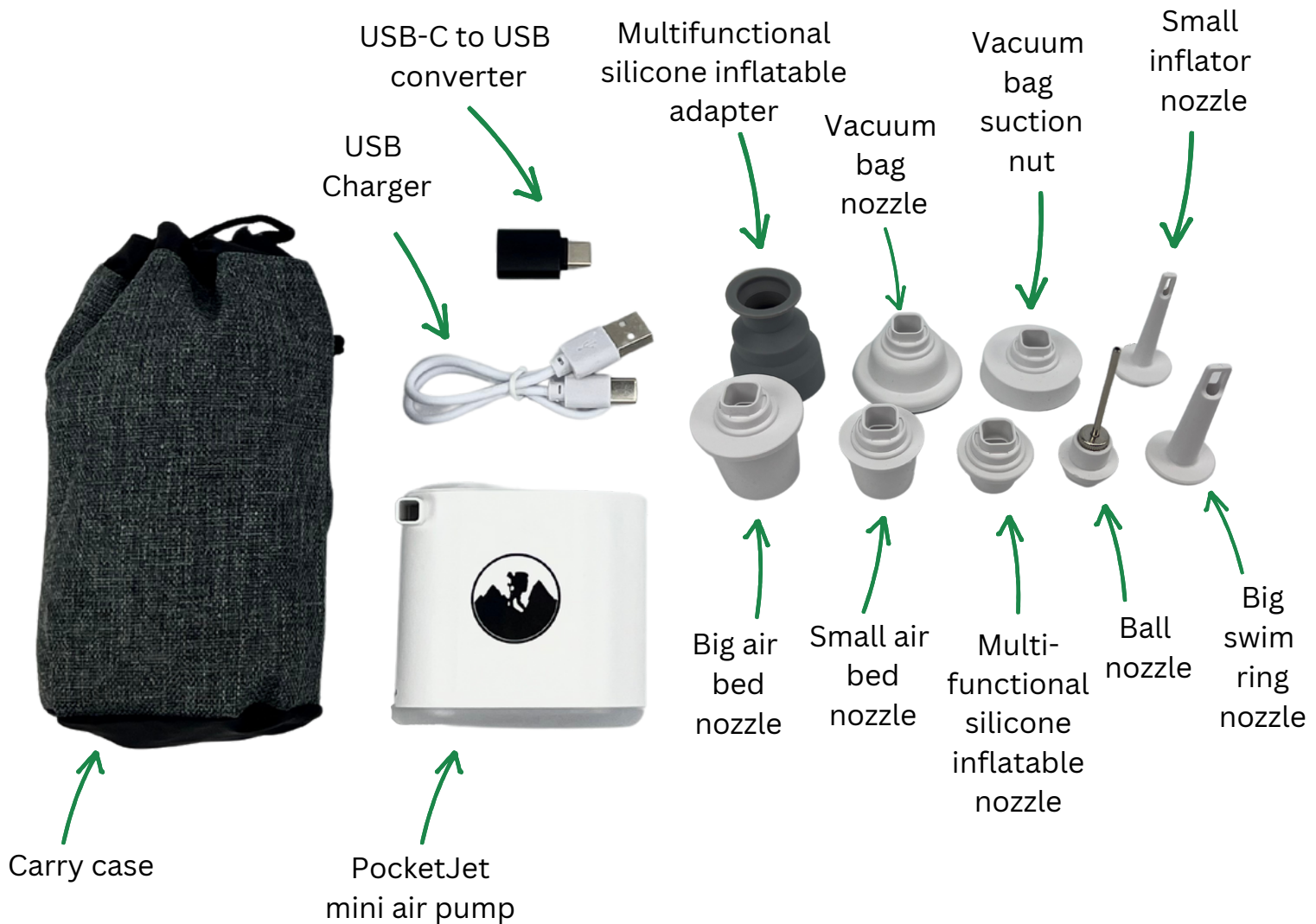
4. When the pump is low in power, the indicator light will turn red. Use the supplied charging cable to charge and when complete, the light will turn green

5. To ensure optimal use of the pump, keep the air outlets & inlets clean and dry.

6. When the pump isn't in use, keep it in a cool, dry environment

7. Do not use in flammable and explosive environments

What's in The Box?



Please get in touch with us if you'd like to discuss your order at:
team@survivalsquad.com.au

