

4 Player upright Arcade Gun Machine



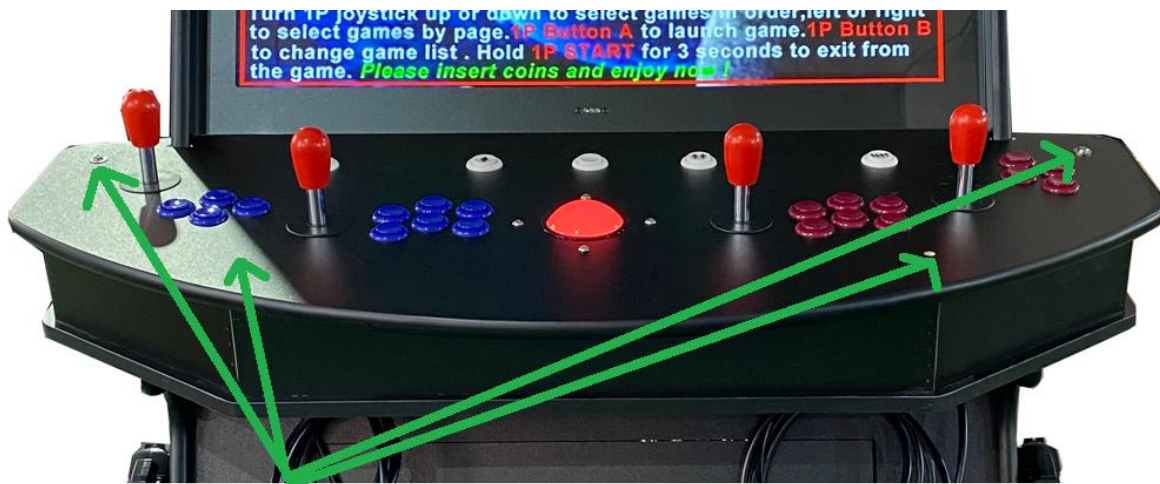
(1) After open the box, please install the 4 joystick control panel firstly, please see below how to install the control wood panel.



(2) Connect the joystick and button wires to main body, please see below :




(3) Screw well the top wood panel, please see below :

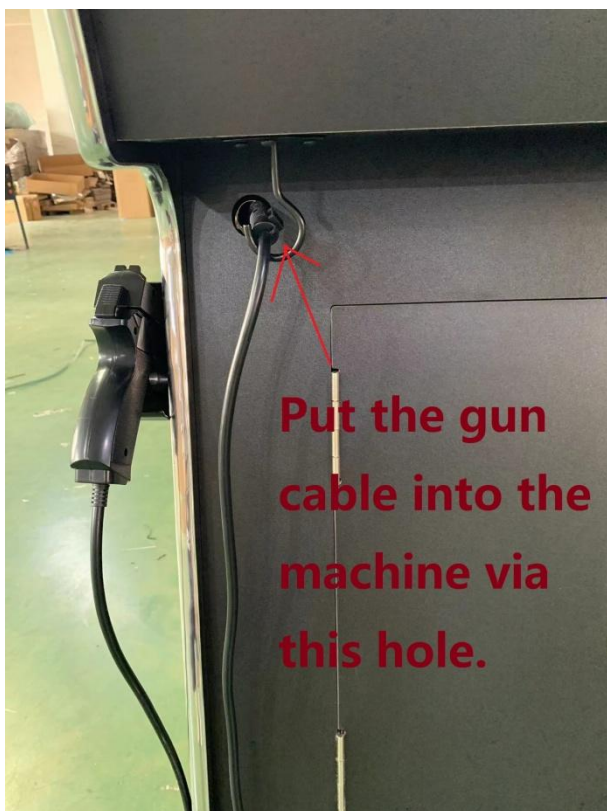


Install 4 screws to push down the panel

(4) Install 2 gun holsters on the each side of machine, please see below :



(5) Connect 2 light gun to the machine, please see below :



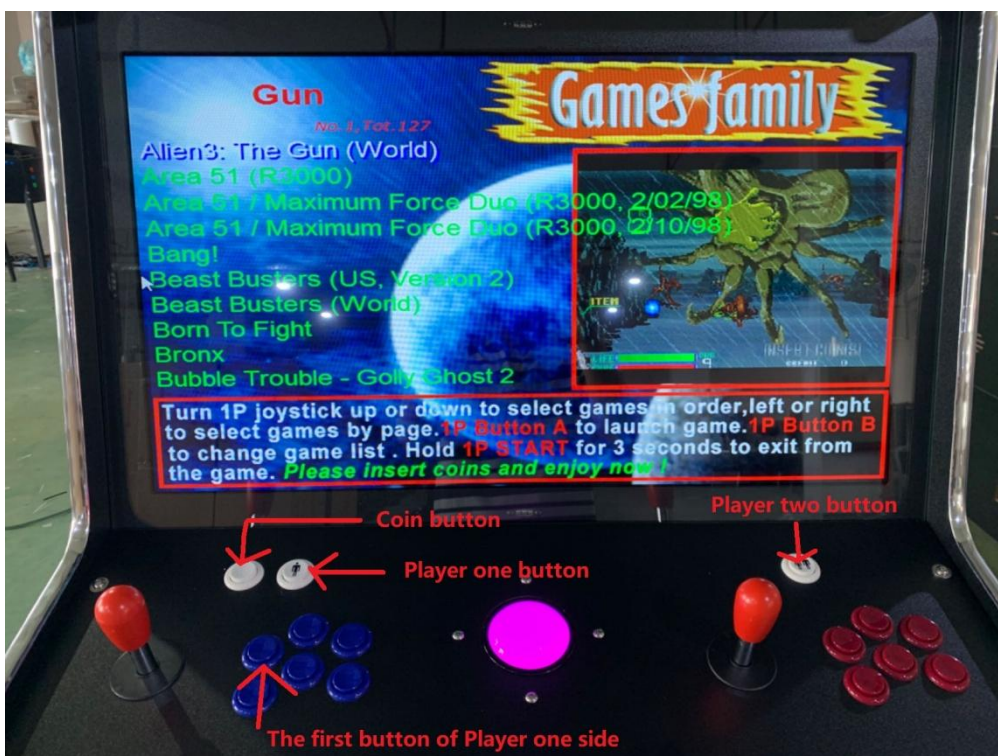
(6) When you connect the guns to machine, kindly note that Player one gun need to be connected to Player one side panel ; Player Two gun need to be connected to Player two side panel.



(6) All installation is finished now, so plug the machine and turn it on, press the second button of player one side to get "Gun" game catalog in screen, see below :



(7) Use Player One Joystick to select games, scroll up / down for last / next game. Scroll left / right for game page. Press "The first button of Player one Side" to enter the game; press "Player One" button for "Player one Gun" ; Press "Player Two" button for "Player two Gun" ; Press White button to get coin. (Kindly note that just a few gun games support 2 gun, most of gun games only support Player One gun)

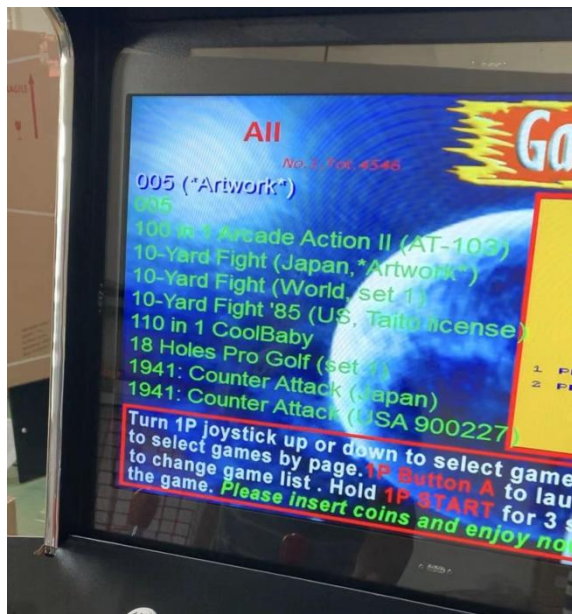
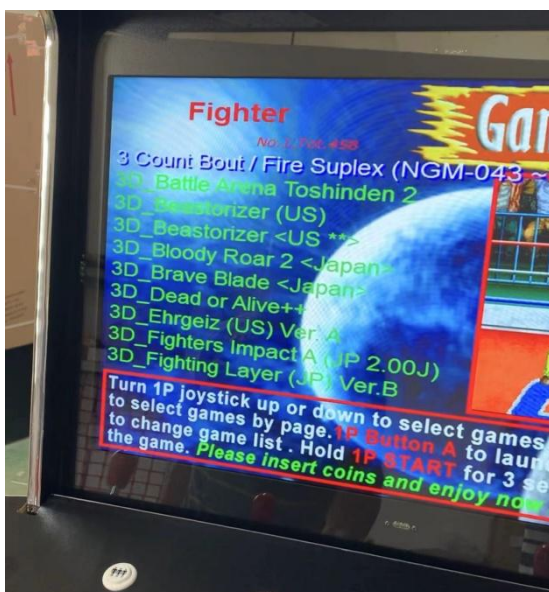


(8) Please make sure the machine is putted in the shadow of house, not under the sunlight. And Light gun need to be at least 1.5 meter distance from screen, please see below :



(9) How to play the other old classic arcade games like Pac Man, street fighter etc ?

Answer : Just press “The second button of player one side” to get different game tilt like “All”, “Fighter” etc. and scroll joystick to select game, and then press “The first button of Player one side” to enter the game. And press white button to get coins, and then press “Player one ” button for 1 player game, press “Player two” button for 2 player game.




(10) How to Exit the game ?

Answer : Press Player One button for 3 seconds, then system will go back to main menu

(11) How to adjust the game volume ?

Answer : There is a Amplifier to turn high or turn down game sound, please use key to open front door to access the Amplifier, please see below :



(12) What is the button function on the light gun ? Please see below picture :





(13) COIN SLOT SETUP INSTRUCTIONS, please see below picture :
To Setup coin Type enter \$1.00 coin or any other coin in the slot under the Yellow sticker. This mechanism where the stick is located will move up and you can slot the coin under themechanism. This is a counter balance detector and what ever you coin you put in this slot is what the machine will detect and accept.



Thank you for view and enjoy your games !!