



# ApexOEM

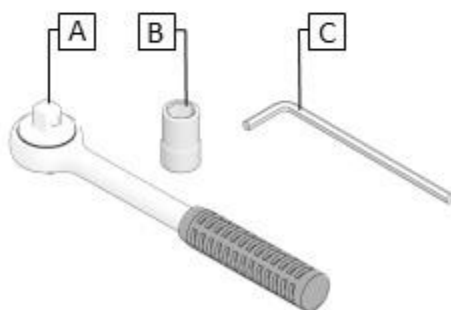
## 3211423 BASKET KIT



INSTALL TIME: 45 MIN.

### TOOLS REQUIRED

A	RATCHET
B	7/16" SOCKET
C	5/32" ALLEN KEY






# ApexOEM

## 3211423 BASKET KIT

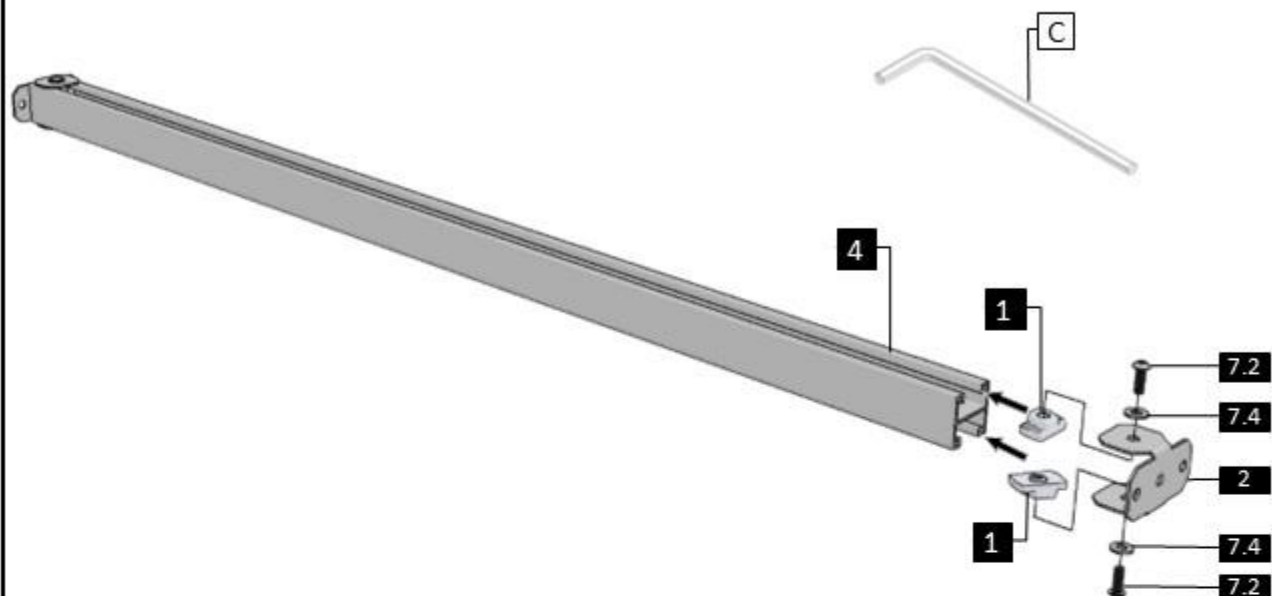
### PARTS LIST

ITEM	QTY.	DESCRIPTION	PART NO.
1	14	¼"-20 STRUT NUT	191425-01
2	2	CONNECTING BRACKET	3211411-1002
3	1	CHANNEL COVER	3211423-1002
4	1	CROSS CHANNEL	3211423-1001
5	1	SIDE RAIL, RIGHT HAND	3211421-1000RH
6	1	SIDE RAIL, LEFT HAND	3211421-1000LH
7	1	HADWARE KIT	3211421-100
7.1	8	¼"-20 X ¾" BUTTON HEAD SCREW	
7.2	4	¼"-20 LOCK NUT	
7.3	22	¼" FLAT WASHER	
7.4	10	¼"-20 HEX HEAD SCREW	

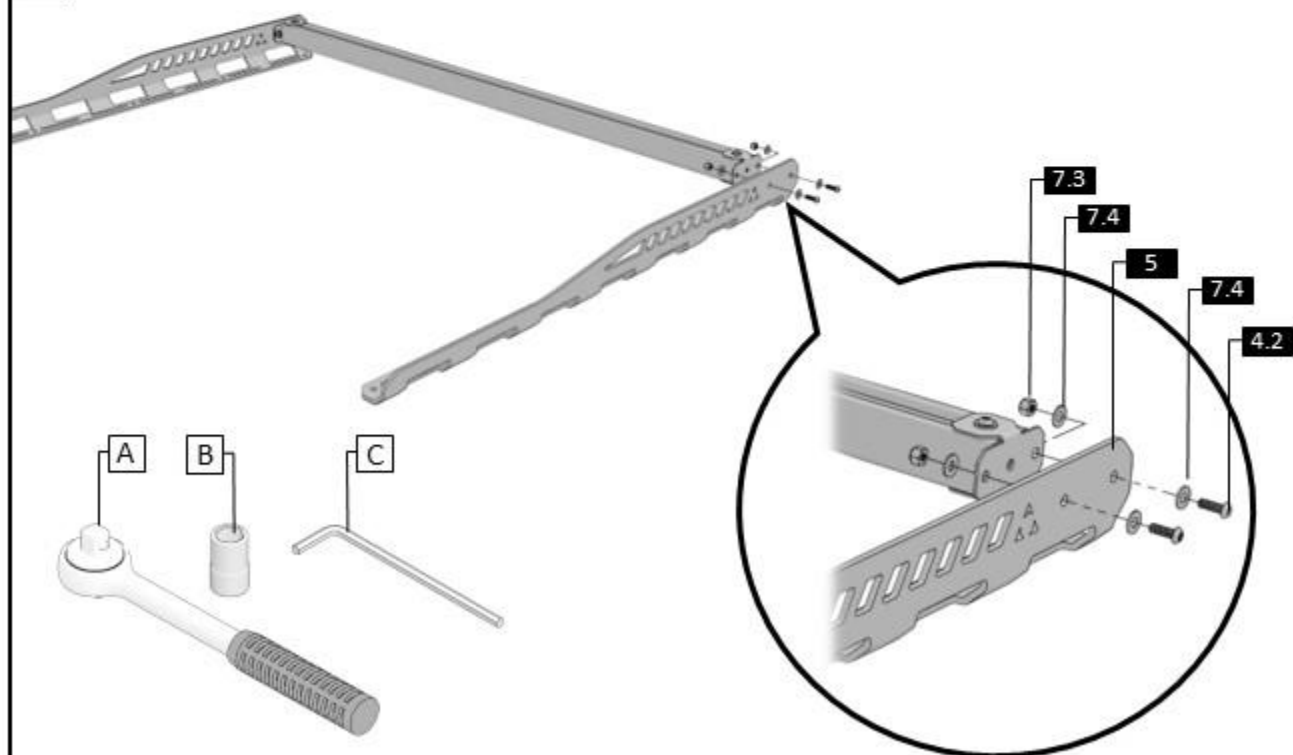


1

ASSEMBLE CONNECTING  
BRACKETS TO CROSS CHANNEL.

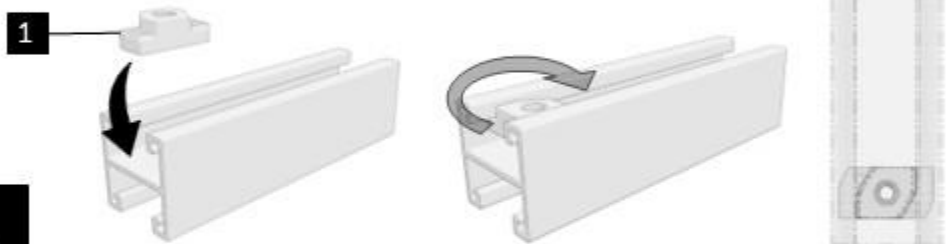
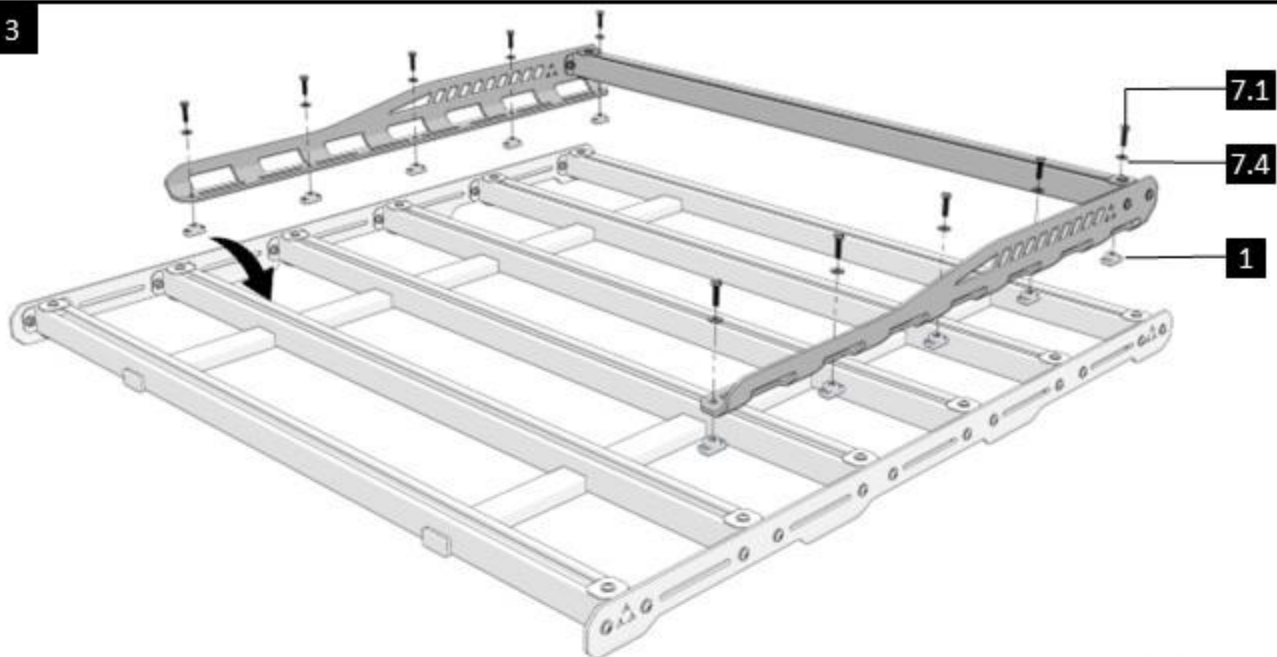


2



ASSEMBLED SIDE RAILS TO  
CONNECTING BRACKETS.

3



ALIGN BASKET WITH RACK AND INSERT CHANNEL NUTS.

4



SECURELY TIGHTEN ALL 1/4"-20 HEX HEAD SCREWS.



CHECK THAT ALL FASTENERS  
ARE SECURED.