



FLUX 8

LED Flux Pendant

Agora "FLUX 8" modular LED fixture made with square shape. Luminaries are designed to be both elegant and creative while providing energy efficient high lumen output. Ranging from sizes 16" to 72" or any custom sizes by your designs, extruded aluminum frame with glare-free acrylic lens and 10' long adjustable aircraft cable suspension. Available in silver, white, black, bronze and in your choice of any other color finishes. Emergency backup battery available. Fixtures color temperatures are 3000K/3500K/4000K all in 1 select by Internal CCT Color selector switch or Tunable white & dimming by Wall switch / Smart phone control / Voice control. Perfect for office, conference room and any other commercial applications.



Fixture can be manually adjusted from 1' to 10' with standard cable. Longer custom lengths available. Standard Finishes - Black, White, Silver, and Bronze. Other finishes available.



Silver

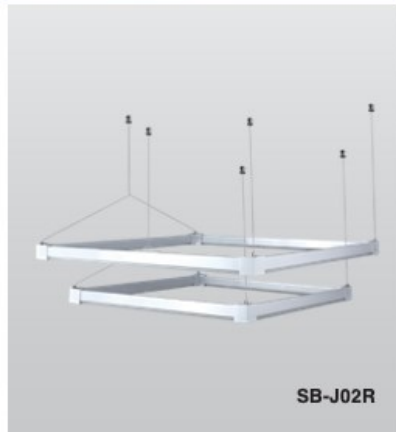
Black

White

Bronze

Material: Canopy Iron + Aluminium Profile + Acrylic
 10' Adjustable Aircraft Cable/Power Cord Included (Custom length available)
 Efficiency: Up to 85 LPW
 CCT Selectable (Standard): 3000K, 3500K, 4000K
 Controls: 1-10V (Standard), Color Tunable white & Dimming control by Wall Switch Phone App, voice control ZigBee 3 in 1
 Emergency Battery back up available

Limited Warranty: 5 Years
 Ships Assembled
 UL, cUL, FCC
 Power factor: ≥ 0.95
 Input Voltage: 100-277V universal
 Beam Angle: 120°
 Operating temperature: -40°F to 122°F



Model Information:

Example: SB-J02B80WSB



Products series	Wattage	Options	Profile Finishes
SB-J02B	80W=24"× 24"+32"× 32"	S=Color Selectable 3K/35K/4K 0-10V dim (Standard) 4K factory color set	B=Black Jack (Stock Color)
SB-J02T	100W=32"× 32"+40"× 40"	T=3K-4K Color Tunable 3-4K by Wall Switch including phone App and voice control	S=Platinum Silver (Stock Color)
SB-J02R	120W=48"× 48"+60"× 60"	L=Line Triac dimming	W=Gloss White (Stock Color)
	150W=60"× 60"+72"× 72"		O=Oil Bronze (Stock Color)



3000K-4000K Tunable white & Dimming control by DimTone wall Switch, Phone App and voice control are built in



Accessory

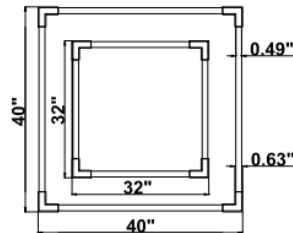
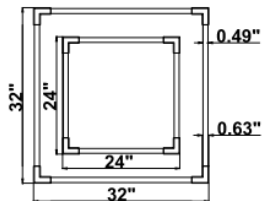
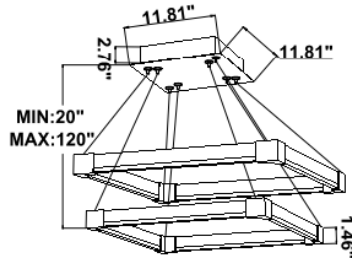
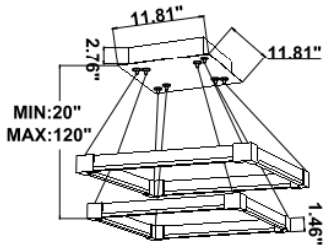
ACCESSORY ITEMS	MODEL NUMBER	DESCRIPTION
	SB-TONE-WSX	Tunable white & dimming DimTone Wall switch by moving 2 sliders on wall switch also available control by phone App and voice, 1 Wall Switch controls Max 700W light fixtures, 120V with no battery required
	SB-EBP/5W/B	Factory installed Remote Emergency Battery Pack 5W 90 minutes
	SB-EBP/10.7W/B	Factory installed Remote Emergency Battery Pack 10.7W 90 minutes
	SB-EBP/17W/B	Factory installed Remote Emergency Battery Pack 17W 90 minutes

Dimension & Weight:

SB-J02B:

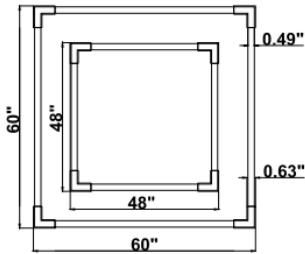
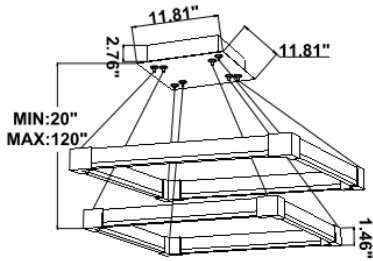
22 lbs

25 lbs

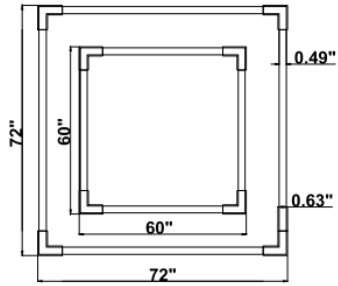
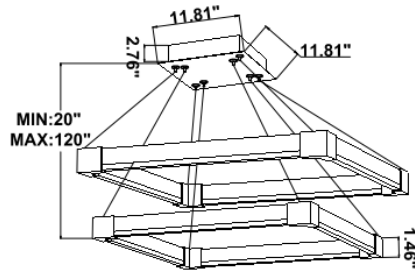




30 lbs

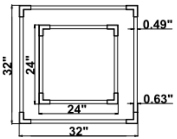
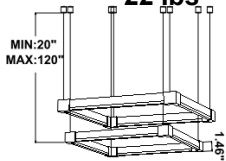


34 lbs

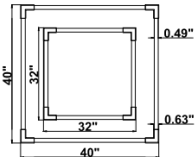
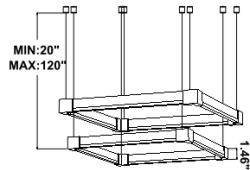


SB-J02T:

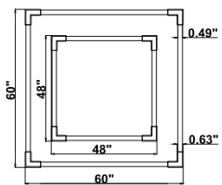
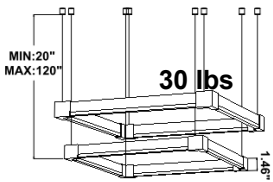
22 lbs



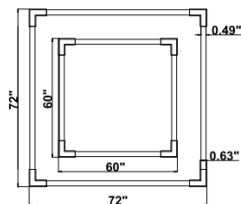
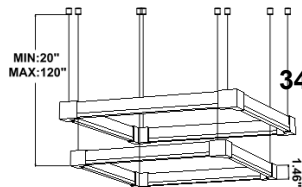
25 lbs



30 lbs



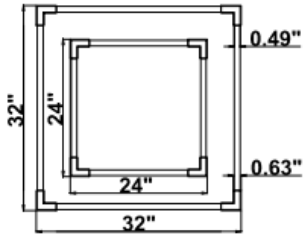
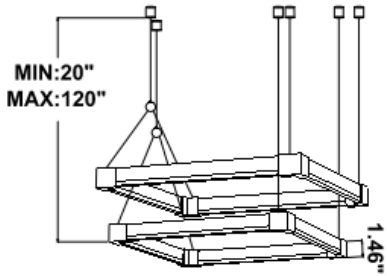
34 lbs



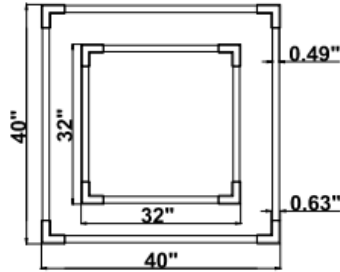
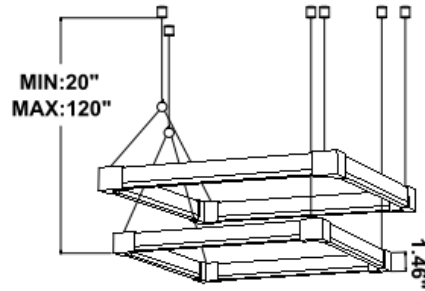


SB-J02R

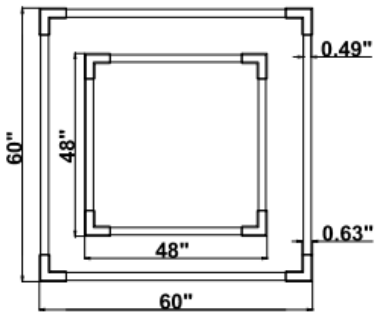
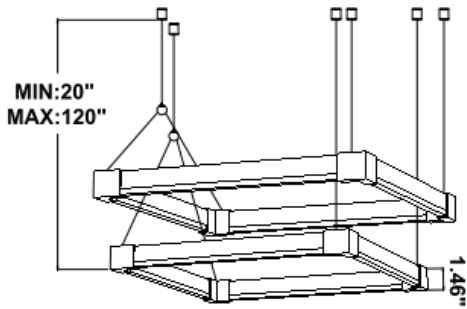
30 lbs



34 lbs



30 lbs



34 lbs

