





**SPÉCIAL
PEINTURE
GIVERNY**










PEINS LES FLEURS AVEC PIAF

Comment peins-tu les fleurs?
Comme Monet par petites touches? Comme
Saint Exupéry, sans dépasser? Il y a tellement
de manières de peindre!

A toi de jouer! Colorie les fleurs avec ce que tu
veux (peinture, feutres, crayons, papiers à
coller, etc)






COLORIE LE BASSIN AUX NYMPHÉAS DE MONET

Colorie ou peins le fameux tableau de
Claude Monet "Le Bassin aux Nymphéas,
harmonie verte"



Source: Wikipedia




Source: www.coloriagesetdessins.com

MÉLANGE DES COULEURS




Sais-tu comment obtenir le violet, le vert
ou le orange?

Relie chaque paire de couleurs au
résultat de leur mélange




BLEU


+



JAUNE




VIOLET

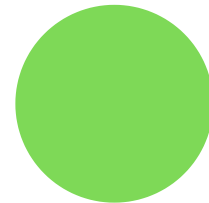


JAUNE


+



ROUGE

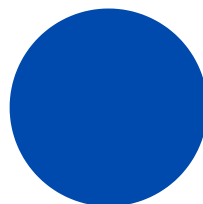


VERT




ROUGE

+



BLEU



ORANGE



TRADUCCIÓN PARA LOS GRANDES

Página 1: Pintar flores con Piaf
¿Cómo se pintan las flores?
¿Como Monet, con pequeños
trazos? ¿Como Saint Exupéry,
sin pasarse? ¡Hay tantas
maneras de pintar!

Ahora te toca a vos. Colorea
las flores con lo que quieras
(pintura, rotuladores, lápices,
papel adhesivo, etc.)

**Página 3: Le Bassin aux
Nymphéas**

Colorea o pinta el famoso
cuadro de Claude Monet "Le
Bassin aux Nymphéas,
harmonie verte".

Página 5: Mezcla de colores

¿Sabes cómo conseguir el
violeta, el verde o el naranja?
Relaciona cada par de colores
con el resultado de
mezclarlos.