
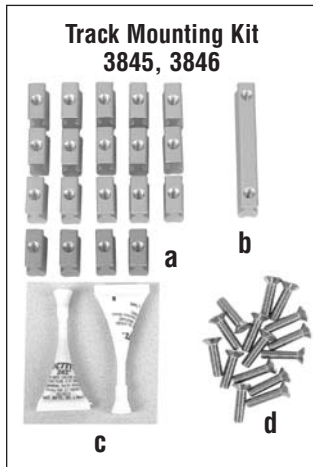



Thank you for purchasing Harken's B Battcar system. Please read manual *before* assembling system.



CB System Parts

CB System Part No.	Description	Comments
3861	Standard web-on headboard	See sailmaker instructions, page 12 - 14
3862	Square top web-on headboard	See sailmaker instructions, page 12 - 14

CB/Slider Parts

CB System Part No.	Slider System Part No.	Description	Comments
3852	3833	Headboard cars	3852 must use 3861 or 3862 headboard.
3863	3836	Intermediate cars	If battens are close enough intermediate cars are not needed.
3856	3834	Batten car	10mm Threaded stud. Purchase batten receptacle separately.
3857	3835	Batten car	12mm Threaded stud. Purchase batten receptacle separately.
3859	—	Universal Battcar	Purchase batten receptacle and threaded stud separately.
3860	—	Reef Tack car	Double up track screws at reefed car position.

Track and Accessories

Part No.	Description	Includes
3845, 3846	Track Mounting Kit	(a) 19 mounting slugs 7/8" (22mm); (b) 1 connector slug 3" (76mm); (c) 2 Tubes Blue Loctite®; (d) 21 HFS321 Flathead screws 6 x 20mm.
3847, 3848	Screwpin Endstop Kit	(c) 1 tube blue Loctite®, (f) 1 top stop slug 1 7/16" (36mm); (g) 3 HFS321 flathead screws 6 x 20mm; (h) 2 HFS1037 flathead screws 6 x 30mm; (i) 2 mounting slugs 7/8" (22mm); (j) 1 top endstop 1522A; (k) pin stop; (l) 1 end track
3850, 3851	Endstop Kit	(c) 1 tube blue Loctite®, (f) 2 stop slugs 1 7/16" (36mm); (h) 4 HFS1037 flathead screws 6 x 30mm; (j) 2 endstops 1522A
3844	Track (slug type)	Section length: 6' 9 1/8" (2.06m). Number of track sections depends on luff length of your mainsail.
1616	Track (drill and tap type)	Use for masts without grooves or when slugs will not fit. Purchase stainless steel 1/4" (6mm) screws separately. Do not use 3844 track. It requires mounting slugs. See page 8 for drill/tap sizes and mounting instructions.

Mast-up installation: stepladder secured to boat
Work height: 7' (2.13m) above boom

