

Ultra V Pro mini

HALF-CELL N-Type TOPCon
Glass-Glass Full Black BIFACIAL MODULE
TYPE: STPXXXS - C54/Nshtb+

405-425W **21.8%**
POWERR OUTPUT MAX EFFICIENCY



Aesthetic appearance design
Elegant design in full-black appearance, harmonious integration in modules and buildings, to bring customers an immersive aesthetic experience



Lightweight double glass design
Lightweight double glass structure design, effectively reduce the fragmentation rate of modules; Ideal size and light weight make it easy to handle and install module



Withstand harsher environments
Through the high salt spray LID ammonia resistance test, more adaptable to high temperature, strong wind, ice, snow and salt water corrosion of the climate environment



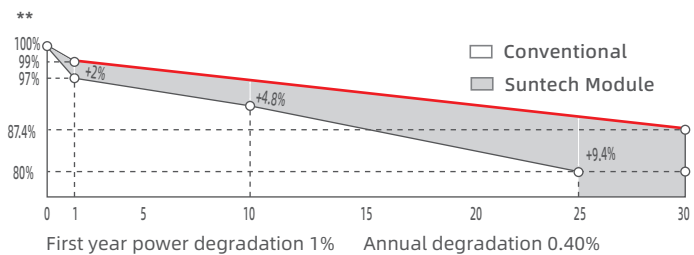
Extended wind and snow load tests
Module certified to withstand extreme wind (3800 Pascal) and snow loads (6000 Pascal)*



ISO 14001 Environment Management System	IEC 61701 Salt-mist certification
ISO 45001 Occupational Health and Safety	IEC 62716 ammonia certification
ISO 9001 Quality Management System	IEC 60068-2-68 Dust and Sand
SA 8000 Social Responsibility Standards	IEC 61730-2 (UL790) fire class C
IEC TS 62941 Guideline for Module Design	



30 years of linear warranty
25 years of product warranty



* Please refer to Suntech Standard Module Installation Manual for details.

** Please refer to Suntech Limited Warranty for details.

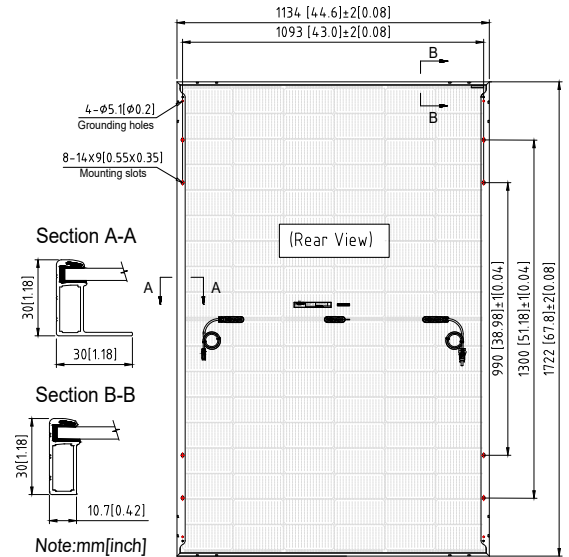
*** WEEE only for EU market.

**** Suntech reserves the right to the final.

Ultra V Pro STPXXXS - C54/Nshtb+ 405-425W

Mechanical Characteristics

Solar Cell	N-type Monocrystalline silicon 182 mm
No. of Cells	108 (6 × 18)
Dimensions	1722 × 1134 × 30 mm (67.8 × 44.6 × 1.2 inches)
Weight	21.0 kgs (46.3 lbs.)
Front/Back Glass	1.6+1.6 mm (0.063+ 0.063inches) semi-tempered glass
Output Cables	4.0 mm ² , (-) 350 mm (+) 160 mm in length or customized length
Junction Box	IP68 rated (3 bypass diodes)
Operating Module Temperature	-40 °C to +85 °C
Maximum System Voltage	1500 V DC (IEC)
Connectors	MC4-EVO2
Maximum Series Fuse Rating	25 A
Power Tolerance	0/+5 W
Refer. Bifaciality Factor	(80 ± 5)%
Frame	Anodized aluminum alloy frame
Packing Configuration	36 Pieces per pallet 936 Pieces per container /40'HC 1755×1120×1255 798kg



Electrical Characteristics

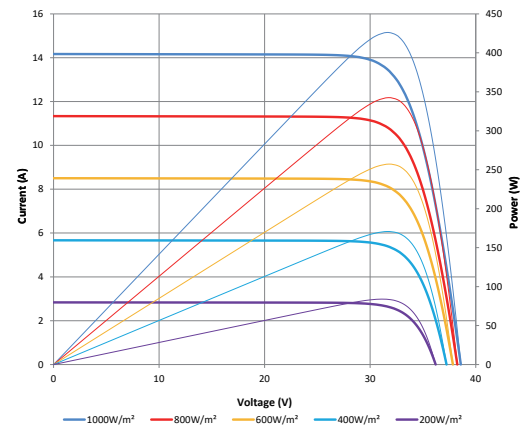
Module Type	STP425S-C54/Nshtb+		STP420S-C54/Nshtb+		STP415S-C54/Nshtb+		STP410S-C54/Nshtb+		STP405S-C54/Nshtb+	
	STC	NMOT	STC	NMOT	STC	NMOT	STC	NMOT	STC	NMOT
Maximum Power (Pmax/W)	425	324.9	420	321	415	317.3	410	313.5	405	309.7
Optimum Operating Voltage (Vmp/V)	32.15	30.00	31.96	29.90	31.78	29.70	31.59	29.60	31.40	29.40
Optimum Operating Current (Imp/A)	13.22	10.82	13.14	10.75	13.06	10.68	12.98	10.60	12.90	10.53
Open Circuit Voltage (Voc/V)	38.59	36.60	38.46	36.50	38.33	36.40	38.20	36.30	38.07	36.20
Short Circuit Current (Isc/A)	14.17	11.42	14.09	11.36	14.01	11.30	13.93	11.23	13.85	11.17
Module Efficiency (%)	21.8		21.5		21.3		21.0		20.7	

STC: Irradiance 1000 W/m², module temperature 25 °C, AM=1.5; NMOT: Irradiance 800 W/m², ambient temperature 20 °C, AM=1.5, wind speed 1 m/s; Tolerance of Pmax is within +/- 3%;

Different Rearside Power Gain Reference to 415S Front

Rearside Power Gain	5%	15%	25%
Maximum Power at STC (Pmax)	435.75	477.3	518.8
Optimum Operating Voltage (Vmp/V)	31.8	31.8	31.9
Optimum Operating Current (Imp/A)	13.71	15.02	16.33
Open Circuit Voltage (Voc/V)	38.3	38.3	38.4
Short Circuit Current (Isc/A)	14.71	16.11	17.51
Module Efficiency (%)	22.3	24.4	26.6

Graphs Current-Voltage & Power-Voltage (425S)



Temperature Characteristics

Nominal Module Operating Temperature (NMOT)	42 ± 2 °C
Temperature Coefficient of Pmax	-0.30%/°C
Temperature Coefficient of Voc	-0.25%/°C
Temperature Coefficient of Isc	0.046%/°C

Information on how to install and operate this product is available in the installation instruction. All values indicated in this data sheet are subject to change without prior announcement. The specifications may vary slightly. All specifications are in accordance with standard EN 50380. Color differences of the modules relative to the figures as well as discolorations of/in the modules which do not impair their proper functioning are possible and do not constitute a deviation from the specification.