



[YN]

YOUNG NAILS
SOUTH AFRICA

TRAINING COURSES

&

WORKSHOPS

2024

PAINT
FAST.

STAY
YOUNG.



WELCOME TO YOUNG NAILS

Young Nails is a Global leader in the design and manufacture of professional nail care products, with its headquarters in the USA, Young Nails has been leading the industry for over 25 years.

The Young Nails brand is tried and trusted by professional nail technicians all over the world. We are a brand that prides itself on offering the highest quality products that are consistent and reliable. We strive constantly to deliver the highest level of customer support and service to all technicians – even if they don't use our products we are always there to help and support them as best as we can.

We believe very strongly in equal and open access to everyone – all technicians and aspiring technicians can purchase and use our products – we have thousands of free online videos that have detailed step by step instructions on how our products work.

WHY TRAIN WITH YOUNG NAILS

Our training courses are designed and delivered in accordance with the highest standards in the global industry based on well-established techniques, developed over many years in the USA

Our courses are based on the exact same content that is taught in the USA at the Young Nails head office in California

Our products are trusted by professional nail technicians all over the world. Young Nails has been in existence for 25 years and is used by professional nail technicians in more than 40 countries worldwide

We have some of the most experienced and talented Educators in the country that have trained hundreds of technicians over many years.

We use the latest international training techniques, skills and tools to produce some of the most incredible nail technicians.

We are the first and only brand in South Africa to offer exclusive product discounts to our qualified technicians – essentially your discounts pay for your training cost


[YN]

YOUNG NAILS
SOUTH AFRICA

AUTHORISED MENTORS

Name	Area	Contact	Name	Area	Contact
Annarene Victor	WC	072 978 7900	Sally-Ann de Klerk	PTA East	062 377 3264
Bianke de Jager	Vaal Triangle	083 274 8424	Ilse Visser	PTA North	082 902 9781
Zubair Munshi	Sandton	076 456 0830	Shanice Knell	JHB South	078 894 3463
Natacha Burger	Vanderbijlpark	071 852 2621	Yolandi Badenhorst	Centurion	082 339 2755
Mariaan Cripps	Boksburg & Edenvale	084 488 9599	Mariska Kok	Witbank	082 788 5884

DIFFERENTIATE
YOURSELF WITH
SKILL



YOUNG NAILS

MASTERING

GEL / ACRYLIC



www.ynza.co.za / 082 925 0984

[YN]

YOUNG NAILS

MASTERING

GEL / ACRYLIC

For beginners or self taught technicians who are wanting to become a qualified Young Nails technician.

Mastering Gel & Acrylic



R8 999



R8 999

Course Overview

This course is an intense 3 month programme, that is based on the exact same content as taught in the USA by Young Nails Inc. The course has 3 components; Theory, in class practical and practical exam.

Kit included to the value of R6000.

Class Duration: 5 Days

Certification: Young Nails Technician

This course is an intense 3 month programme, that is based on the exact same content as taught in the USA by Young Nails Inc. The course has 3 components; Theory, in class practical and practical exam.

Kit included to the value of R6000.

Class Duration: 5 Days

Certification: Young Nails Technician

[YN]

YOUNG NAILS

MASTERING ACRYLIC

R8 999

01 Nail Anatomy

02 Nail Structure

03 Health & Safety

04 Nail Diseases & Disorders

05 Salon skills; Disinfection & Sanitasion

Online Theory

01 Young nails product knowledge and information

02 Reverse application technique, French fade & Ombre

03 Electric & hand file techniques

04 Tip, Art, Glitter mixing & Mani-Q application

05 Form fitting, sculpture, fill and rebalance & overlays

Practical (In Class)

Duration:

- Theory delivered in state of the art online platform
- Practical in class for 5Days
- Model needed for last day of practical.

Cost:

R8 999 (VAT incl)

Includes full size training kit valued at R6 000

Duration & Cost

CERTIFICATION

www.ynza.co.za / 082 925 0984

[YN]

YOUNG NAILS

MASTERING GEL

R8 999

01 Nail Anatomy

02 Nail Structure

03 Health & Safety

04 Nail Diseases & Disorders

05 Salon skills; Disinfection & Sanitasion

Online Theory

01 Young nails product knowledge and information

02 Reverse application technique, French fade & Ombre

03 Electric & hand file techniques

04 Tip, Art, Glitter mixing & Mani-Q application

05 Form fitting, sculpture, fill and rebalance & overlays

Practical (In Class)

Duration:

- Theory delivered in state of the art online platform
- Practical in class for 5Days
- Model needed for last day of practical.

Cost:

R8 999 (VAT incl)

Includes full size training kit valued at R6 000

Duration & Cost

CERTIFICATION

www.ynza.co.za / 082 925 0984

[YN]

YOUNG NAILS

TRAINING KITS

Mastering Acrylic



Mastering Gel



[YN]


YOUNG NAILS


CONVERSION

TRAINING COURSE

GEL / ACRYLIC

For nail technicians who are already qualified with another brand who wants to be certified as a Young Nails technician.
Spending time on how to use Young Nails products.


Conversion Gel / Acrylic	Course Overview	Dates
 <p>R4 500</p>	<p>The course has 3 components; Theory, in class practical and practical exam.</p> <p>Products required will be provided</p> <p>Class Duration: Day 1 - Practical in class Day 2 - Practical Exam</p> <p>Certification: Young Nails Technician</p>	<p>Arranged on request</p>



DIFFERENTIATE
YOURSELF WITH
SKILL



YOUNG NAILS
WORKSHOPS
ONE DAY COURSES



www.ynza.co.za / 082 925 0984

YOUNG NAILS WORKSHOPS



BUSINESS 101

**PRICE:
R1500**



FIBER GEL

**PRICE:
R1999 EXCL KIT
R4800 INCL KIT**



CUSTOM SHAPING

**PRICE:
R1999 EXCL KIT**



SOFT GEL

**PRICE:
R1599 EXCL KIT
R3895 INCL KIT**



GEL ART: BEGINNER

**PRICE:
R1500 INCL BRUSH
R2600 INCL KIT**



**GEL ART: WINZELS &
LACE**

**PRICE:
R1500 EXCL KIT
R2620 INCL KIT**



**GEL ART:
CHARACTERS**

**PRICE:
R1899 EXCL KIT
R2459 INCL KIT**



**GEL ART:
GEOMETRIC SHAPES**

**PRICE:
R1499 EXCL KIT
R2171 INCL KIT**



ACRYLIC ART

**PRICE:
R1499 EXCL KIT
R2620 INCL KIT**

www.ynza.co.za | info@ynza.co.za



YOUNG NAILS
SOUTH AFRICA

BUSINESS 101 WORKSHOP

Duration

- 2 Hours
- via Google Meets
- Online Course

Course Content

- **Demarcating business and personal affairs**
 - **Getting Paid**
- **Financial Statements**
 - **Pricing of services**
 - **Cash flow**
- **Scaling your business**
 - **Risk Management**

Implements required to bring along

- Stable wifi connection
- Pen & Notepad

Pricing

Excluding Kit RRP R1500 incl VAT

What is covered in the course?

One of the most crucial initial steps towards achieving success is ensuring a clear demarcation between personal and business affairs.

We invite you to discover effective business practices that can help elevate your own business to the next level.

Hosted by MBA Graduate and CEO of Young Nails South Africa, Zubair Munshi

This online workshop will be delivered via Google Meets

Topics that you will learn about:

- Demarcating business and personal affairs
- Getting Paid
- Financial Statements
- Pricing of services
- Cash flow
- Scaling your business
- Risk Management

Prerequisite:

None – Workshop is for all business owners and future business owners.

Certification:

Certificate of attendance is issued.

How do you sign up?

Bookings strictly online at www.ynza.co.za on the Training Page



YOUNG NAILS
SOUTH AFRICA

FIBER GEL & FULL COVER TIPS WORKSHOP

Duration	Price	Implements required to bring along
<ul style="list-style-type: none">• 8 Hours	<ul style="list-style-type: none">• R1599 – Excluding Kit• R4800 – Including Kit• <u>Kit content:</u><ul style="list-style-type: none">• ManiQ Fiber Gel• ManiQ Fiber Gel - Soft White• ManiQ Fiber Gel - Cover Nude• Full Cover Almond Nail Tips<ul style="list-style-type: none">• Single Finger• Rechargeable LED light• Rechargeable e-file Pen<ul style="list-style-type: none">• Cuticle Round Bit• 150/150 Zebra File• Protein Bond<ul style="list-style-type: none">• Swipe	<ul style="list-style-type: none">• Manicure hard bristle brush• YN Lint free wipes• Cuticle pusher

What is covered in the course?

Let us guide you - We have combined all things Fiber gel into ONE incredible course. When it comes to strengthening your natural nail, we recommend using Fiber Gel with Keratin.

Want to do your own nails at home or need a fast salon tip application process? Look no further.

Be prepared to receive a lot of compliments on timeless chic nails.

For the individual who prefers a lifestyle of casual elevated essentials, the YN Fiber Gel Extensions Kit is designed just for you. Featuring a capsule collection of ManiQ Fiber with Keratin Gel in three stunning neutral shades, full coverage almond-shaped nail tips, and must-have tools to prep and cure; a classic signature look of simply beautiful nails is easy to achieve.

You will learn:

1. Prep of natural nail and tips
2. Full cover tip sizing
3. Adhesion of tips with Fiber Gel & Overlays
4. Benefits and features of Fiber Gel
5. Strengthening and reinforcing a tip
6. Adding a Gel colour
7. Troubleshooting pre and post application (air bubbles, allergy avoidance and free edge spillage)
8. Maintenance – two weeks fill with Fiber Gel
9. Safe removal of Fiber Gel
10. Pricing guide on what to charge.
11. On going support during & after the course finishes

Prerequisite:

None, just arrive with no product on your nails as we are working on our own hands.

Certification:

Young Nails certificate of attendance.

How do you sign up?

For next course dates, get in touch with your local Mentor or inquire via email at info@ynza.co.za



YOUNG NAILS
SOUTH AFRICA

SOFT GEL WORKSHOP

Duration	Price	Implements required to bring along
<ul style="list-style-type: none">• 7 Hours	<ul style="list-style-type: none">• R1599 – Excluding Kit• R3895 – Including Kit• <u>Kit content:</u>• Gel Brush with spatula<ul style="list-style-type: none">• 1 x Protein Bond• 1 x Go Time• 1 x ManiQ Gel• 1 x Striping Gel Paint• 1 x Conversion Base Coat• 1 x Conversion Top Coat<ul style="list-style-type: none">• 1 x Cream Clay• 1 x 15g Slickpour• 1 x Fiber Gel	<ul style="list-style-type: none">• Manicure hard bristle brush• YN Lint free wipes• Cuticle pusher

What is covered in the course?

Thanks to the Kardashians a short chic gel manicure has become the “must have accessory” on your nails and toes. Let us guide you - We have combined all things Soft gel into ONE incredible course.

Advance your skill by learning everything about our soft gel systems from prep to storage to safe removal of soft gel. We take you through the entire range which consists of ManiQ colours, ManiQ Base & Conversion, Fiber Gel, Go Time, Striper Gels & Cream Clays. Mixing glitter into gel is the cherry on top for this course.

You will learn:

1. Natural Nail & Tip Prep
2. Brush care and product storage
3. YN Soft Gel range application:
 - a. Go Time - One Step Gel Polish
 - b. ManiQ Gel Polish
 - c. ManiQ Fiber Gel with Keratin
 - d. Fiber Gel as a Base for gel application
 - e. ManiQ Caption Conversion and Slickpour
 - f. Striping Gel Paint application
 - g. Cream Clay application
4. Glitter and Gel mix ratio's
5. Painting French Smile Lines, Glitter press, Ombre and marbling
6. Safe removal of soft gel
7. Pricing structures and troubleshooting completes this course as Gel is more than just product application.

Prerequisite:

None. This course is open to all from nail enthusiasts to pro technicians.

Certification:

Young Nails certificate of attendance.

How do you sign up?

For next course dates, get in touch with your local Mentor or inquire via email at info@ynza.co.za



YOUNG NAILS
SOUTH AFRICA

CUSTOM SHAPING WORKSHOP

Duration	Price	Implements required to bring along
<ul style="list-style-type: none">• 6 Hours	<ul style="list-style-type: none">• R1999	<ul style="list-style-type: none">• Bring along your acrylic/hard gel products and kit that you will use to sculpt a clients nail

What is covered in the course?

Medium to XL length sculptured nails, deep C -curves, impeccable finish filing & proper structures to die for!

This workshop should equip you with detailed skills in determining how to correctly identify the client's natural shape and apex and then tailor the form's free edge to fit correctly (no gaps, pressure release points, "mirroring the free edge"), as well as the correct angle tilt of the form, to create the desired custom shape.

You will learn:

1. Sculpture of square, coffin, almond & stiletto nails.
2. Focus on the correct hand file placement, pressure, grit and finishing techniques.
3. Getting into the habit of viewing the nail in its entirety:
 - Top: Cuticle, lengths, and side walls- no bowing
 - Font (barrel): C-Curve, even thickness, concave and convex
 - Sides: Lower arches, Upper arch, Apex

Prerequisite:

Acrylic or Gel Qualification (any brand). This is an advanced course post learning how to use acrylic or hard gel systems.

Certification:

Young Nails certificate of attendance.

How do you sign up?

For next course dates, get in touch with your local Mentor or inquire via email at info@ynza.co.za



YOUNG NAILS
SOUTH AFRICA

GEL ART - BEGINNER WORKSHOP

Duration	Price	Implements required to bring along
<ul style="list-style-type: none">• 7 Hours	<ul style="list-style-type: none">• R1500 – Striper brush included• R2600 – Including Kit• <u>Kit content (Mission Control kit):</u>• Micro detailer brush• 12 x Mission control colours<ul style="list-style-type: none">• Striper brush	<ul style="list-style-type: none">• YN Lint free wipes• Cuticle pusher• Dotting Tool• Long liner brush• Ombre brush• Flat gel brush

What is covered in the course?

Nail artists are now in complete command. Create beautifully intricate line art with Young Nails Mission Control, Precision Gel Paint.

Master the details and achieve total control over nail art when you use our exclusive gel paint formula for a super shine, rich pigmentation, advanced viscosity, easy workability, and a cure with zero tacky layer.

You will learn:

- Colour theory
- Brush Care
- Product Control
- Surface & Background preparation
- Designs:

Lines, Dots, Leaves & Lace

Sugaring, Basic flowers, Animal prints

Prerequisite:

None. This course is open to all from nail enthusiasts to pro technicians.

Certification:

Young Nails certificate of attendance.

How do you sign up?

For next course dates, get in touch with your local Mentor or inquire via email at info@ynza.co.za



GEL ART: WINZELS & LACE ADVANCED WORKSHOP

Duration	Price	Implements required to bring along
<ul style="list-style-type: none">• 7 Hours	<ul style="list-style-type: none">• R1500 – Excluding Kit• R2620 – Including Kit• <u>Kit content:</u>• Young Nails 9pc art brush kit with case (R1400)	<ul style="list-style-type: none">• YN Lint free wipes• Clear acrylic powder• 180 buffer & dusting brush• Liner or Micro detailer brush, Ombre brush, Petal brush, flat oval brush (if you opt for workshop <u>without</u> the kit)

What is covered in the course?

An advanced workshop designed to upskill the tech in the art of painting fine detailed lines & swirls such as winzels and lace, whilst using different techniques of creating textures and multiple finishes.

You will learn:

How to combine basic art techniques to create advanced designs that will leave your clients in awe! Roses and leaves will have a whole new meaning after you master this art.

Prerequisite:

This is an advanced course. Young Nails Mentor will assess if your current work and advise if you will benefit from this course. This course is a natural progression from our Basic Gel Art workshop.

Certification:

Young Nails certificate of attendance.

How do you sign up?

For next course dates, get in touch with your local Mentor or inquire via email at info@ynza.co.za



GEL ART: GEOMETRIC SHAPES ADVANCED WORKSHOP

Duration	Price	Implements required to bring along
<ul style="list-style-type: none">• 7 Hours	<ul style="list-style-type: none">• R1499 – Excluding Kit• R2171 - Including Kit<ul style="list-style-type: none">• Kit:• ManiQ Modern Nude• Mission Control Fizz<ul style="list-style-type: none">• Mission Control Overdrive	<ul style="list-style-type: none">• Dotting tool• Micro Detailer brush• Striper brush

What is covered in the course?

A workshop designed to upskill in the art of geometric shapes, through the application of different techniques. Step it up with Burberry designs, illusional geometric designs, fine and curved lines and multiple geometric lines weaved together using multiple colours simultaneously.

You will learn:

How to combine basic art techniques to create advanced art such as Burberry designs, illusional geometric patterns, fine and curved lines.

Prerequisite:

This is an advanced course. Young Nails Mentor will assess if your current work and advise if you will benefit from this course. This course is a natural progression from our Basic Gel Art workshop.

Certification:

Young Nails certificate of attendance.

How do you sign up?

For next course dates, get in touch with your local Mentor or inquire via email at info@ynza.co.za



YOUNG NAILS
SOUTH AFRICA

GEL ART: CHARACTERS ADVANCED WORKSHOP

Duration	Price	Implements required to bring along
<ul style="list-style-type: none">• 7 Hours	<ul style="list-style-type: none">• R1899 – Excluding Kit• R2459 - Including Kit<ul style="list-style-type: none">• Kit:• Young Nails Micro Detailer brush• Young Nails Striper brush	<ul style="list-style-type: none">• Only if course is booked without kit:<ul style="list-style-type: none">• Liner brush• Micro detailer brush• Mission control (optional)

What is covered in the course?

Get ready to unleash your inner artist in our Gel Art Character Workshop! Say goodbye to those pesky creative blocks and hello to a world of unlimited imagination. We'll teach you how to create your own unique characters while jamming out to your favourite animated tunes. Come join the fun of creating a minimum of four unique characters.

You will learn:

Step by step process of drawing characters by free hand and then finishing them off with a pop of colour using our signature Mission Control gels!

Prerequisite:

This is an advanced course. Young Nails Mentor will assess if your current work and advise if you will benefit from this course. This course is a natural progression from our Basic Gel Art workshop.

Certification:

Young Nails certificate of attendance.

How do you sign up?

For next course dates, get in touch with your local Mentor or inquire via email at info@ynza.co.za



ACRYLIC ART ADVANCED WORKSHOPS

Duration	Price	Implements required to bring along
<ul style="list-style-type: none">• 8 Hours	<ul style="list-style-type: none">• Basic ART• R1499 – Excluding Kit• R2620 - Including Kit • Intermediate ART• R1499 - Excluding Kit • Advanced ART• R1499 - Excluding Kit • Extreme Competition ART• R2999 - Excluding Kit	<ul style="list-style-type: none">• Full Acrylic Kit • Young Nails 9Pc Art brush kit with case • Manicure hard bristle brush • YN Lint free wipes • Cuticle pusher

What is covered in the course?

These four progression courses are individual courses.

Basic Art: 8 x designs (Encapsulation, Glitter Fade, Mylar, Acrylic Blocking, Marbling, Netting, Built in dots and hearts)

Intermediate Art: 6 x designs (Flat 3d art such as roses & petals, Leaves, Bows, frills, encapsulated flowers, 3D French)

Advanced Art: 5 x designs (3D Arum lily and rose flowers, 3D Bow, butterfly, swan)

Extreme Art: Fantasy art and competition art

Prerequisite:

Basic: Acrylic Qualification

Intermediate: Acrylic Qualification & The skill set to comfortably execute Basic Acrylic Art

Advanced: Acrylic Qualification & The skill set to comfortably execute Basic and Intermediate Acrylic Art

Extreme: Acrylic Qualification & The skill set to comfortably execute Basic, Intermediate and Advanced Acrylic Art

Certification:

Young Nails certificate of attendance.

How do you sign up?

For next course dates, get in touch with your local Mentor or inquire via email at info@ynza.co.za
