



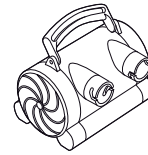
AIR DESIGN

# Blofield® Pump Manual

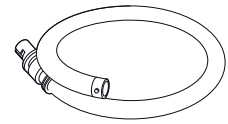
For Blofield PU-5 pump

Model: 03-PU5

Electrical Ratings: 120VAC ~60Hz, 1.6A



• Pump



• Hose, with nozzle and black rubber ring

Read the following instructions and warnings before use

### Important

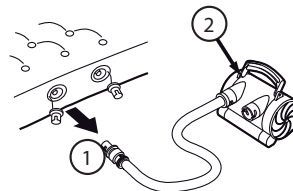
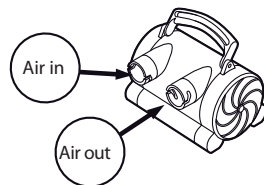
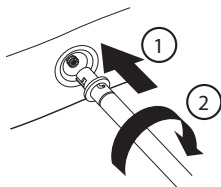
- Power supply must be 120VAC ~ 60 Hz.
- Do not operate continuously for more than 20 minutes, as it may cause overheating or damages to the unit, take 10 minutes break before you use it again. If overheating occurs, wait 15 minutes before using again.
- Risk of electric shock, do not operate under moist conditions, and store indoors.
- The sound pressure level is 98 dB (A).
- Keep this air pump away from the reach of children.

### Warning

1. Never attempt to disassemble or close to the openings while pump is operating.
2. For inflating and deflating the Blofield®, carefully follow the instructions in your Blofield® manual.
3. Do not use a compressor to inflate your Blofield®. Only use pumps delivered by Blofield®.
4. If you use the Blofield® pump for other items than Blofield® products, never exceed recommended pressures and do not over inflate. Over inflation may result in bursting of the item, possibly causing serious injury to yourself or others near by.
5. The power cord cannot be replaced. If the cord is damaged the appliance should be scrapped.
6. Do not attempt to disassemble, repair or service the pump. There are no parts in the pump that can be maintained by yourself.
7. Never leave pump unattended while in use.
8. Use the pump in a clean environment, away from sand, water, leaves or grass. When inflating, the unused opening of the pump will suck in air; make sure that the pump does not suck in any sand or other dirt.
9. Never look into or point the inflate opening toward your eyes while pump is operating.
10. Do not attempt to put hand or fingers into the inflation or deflation part at any time.
11. CAUTION - To reduce the risk of electric shock, do not expose the pump to rain. Do not use under wet conditions and do not bring the pump in contact with water. Make sure that your hands are dry when inserting the pump's plug in the socket.
12. This appliance is not intended for use by persons (including children) with reduced physical, sensory or mental capabilities, or lack of experience and knowledge, unless they have been given supervision or instruction concerning use of the appliance by a person responsible for their safety.
13. Children should be supervised to ensure that they do not play with the appliance.
14. Remove the plug from the socket when the pump is not being used.
15. After use, store the pump and packaging materials outside the reach of children.
16. Store the pump indoors, under dry conditions

### Operation

- For a good connection, the nozzle must be placed straight in the valve and be turned round clockwise. Do not force the connection, or the valve might be damaged.
- The force of the pump is adjusted to the Blofield®. Therefore it is not possible to damage the Blofield® by overinflating it.
- For inflating, connect the hose to the pump at AIR IN, and switch on the power.
- For deflating, connect the hose to the pump at AIR OUT, and switch on the power.
- Always disconnect the nozzle from the valve first, and then turn off the pump, otherwise the sofa will deflate.



### Waste Electrical and Electronic Equipment

Do not dispose of electrical appliances as unsorted municipal waste, use separate collection facilities. Contact your local government for information regarding the collection systems available. If electrical appliances are disposed of in landfills or dumps, hazardous substances can leak into the groundwater and get into the food chain, damaging your health and well-being. When replacing old appliances with new ones, the retailer is legally obligated to take back your old appliance for disposal at least for free of charge.