



**YOUR JOURNEY TO
ULTIMATE RELAXATION
STARTS HERE**

UK



WELCOME TO PLATINUM SPAS

It gives us great joy to introduce you to Platinum Spas – Europe's leading innovative hot tub and swim spa brand.

With a focus on innovation, the latest technology and an abundance of features, the improved Deluxe range includes a number of improvements. With five models in the range all now boasting premium features and upgrades including the brand new all seater Seville.

All Platinum Spas hot tubs now include the award-winning energy efficient insulation Platinum Premium Shield. This is designed by the Superior Heatlock Insulation Process (SHIP) which provides a considerable difference in the heat retained in the hot tub as well as a reduction in energy costs.

Now more than ever it is important we look after our wellbeing and spend time looking after ourselves and our wellness. This is our focus here at Platinum Spas – we want to help you focus on improving your health and wellbeing with a hot tub or swim spa.

Your journey to ultimate relaxation starts here.

Platinum Spas team

YOUR WELLNESS IS IMPORTANT TO US

We focus on improving wellness and offer a global range of award-winning hot tubs and swim spas to suit every customer's needs. Our hot tubs and swim spas aim to improve wellness, help you relax, spend quality time with loved ones and lead happier and healthier lives.



WHAT ARE THE BENEFITS OF A HOT TUB AND SWIM SPA

A hot tub or swim spa not only brings you hours of enjoyment but has a number of health benefits too. It can help to reduce stress and anxiety, relieves headaches, helps to burn fat faster and is even great for your skin.

Hot tubs can boost your circulation and reduce strain on the heart, lowers blood pressure and can even help improve your sleep.

Hot tubs are also great if you have aching joints from injuries, arthritis or other conditions. The warm water and bubbles can help to soothe any aches and pains, often to lasting effect.

A swim spa also gives you the benefit of exercise as well as relaxation. They can form an important part of the day to day fitness regime of anyone that wants to stay in good shape.

Swim spas can offer different exercise stations, either swimming or rowing against the powerful built-in jets will provide an intense workout.

Soothe away your stresses with a soak in a hot tub or swim spa.

WHO ARE PLATINUM SPAS

Platinum Spas offers the widest choice of award-winning hot tubs and swim spas in the Superior Wellness portfolio.

Taking pride in the quality of our hot tub and swim spas and using the latest technology on the build and design work to create cutting edge products.

Our Values

Our brand values at Platinum Spas are hugely important to us and we live and breathe them every day:

Quality

Every hot tub and swim spa we produce is of the highest quality.

Choice

We focus on improving wellness and offer a wide range of award-winning hot tubs and swim spas to suit every customer's needs.

Care

We put our customers, partners and team members at the heart of everything we do.

Innovation

Striving for world class design and features with innovation at the forefront with two decades of experience.

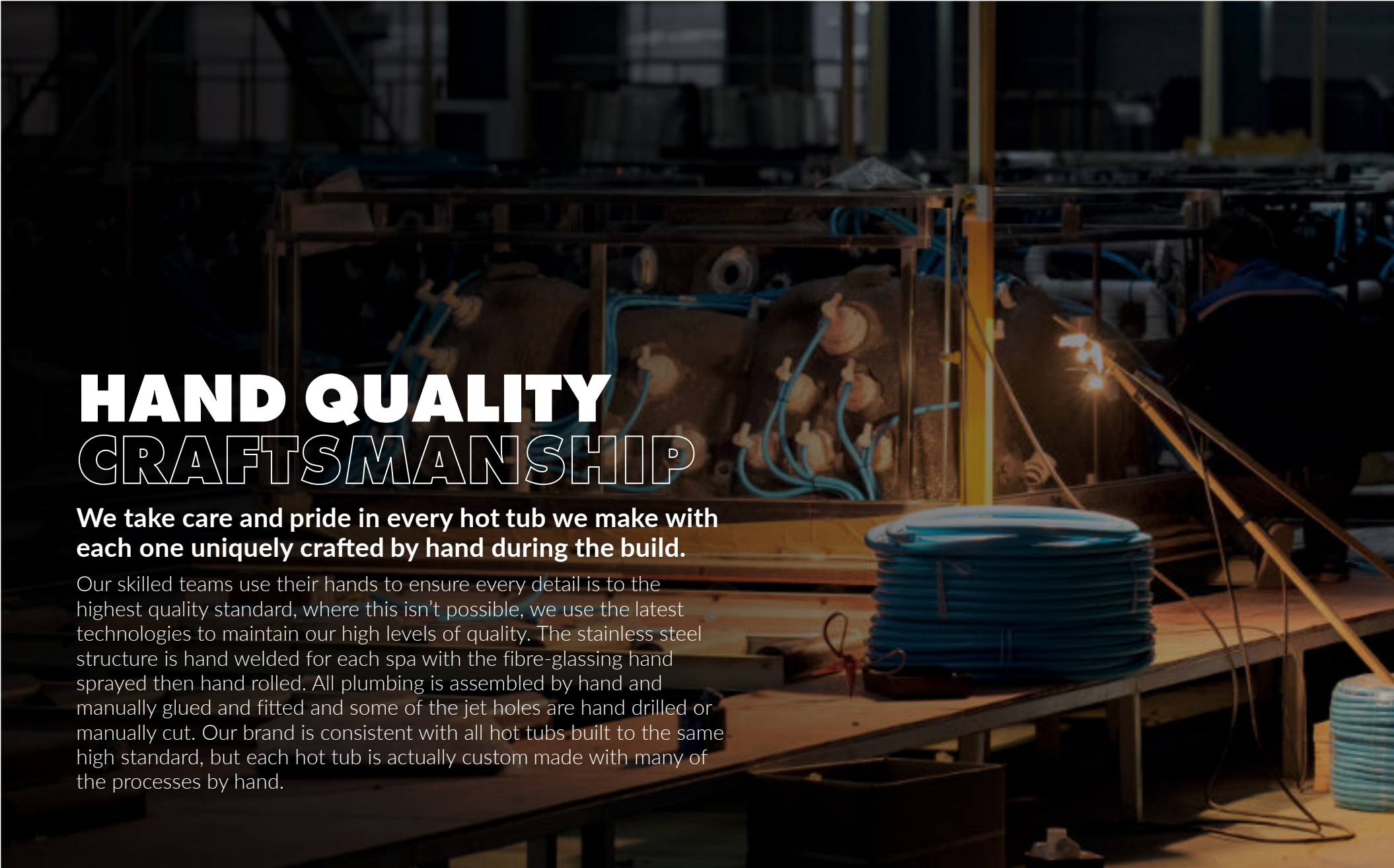


WHY CHOOSE PLATINUM SPAS

Putting our customers and partners at the heart of everything we do, always innovating to bring you high quality premium products.

We focus on improving wellness and offer a global range of award-winning hot tubs and swim spas to suit every customer's needs.

Everything we do is beyond expectations.



HAND QUALITY CRAFTSMANSHIP

We take care and pride in every hot tub we make with each one uniquely crafted by hand during the build.

Our skilled teams use their hands to ensure every detail is to the highest quality standard, where this isn't possible, we use the latest technologies to maintain our high levels of quality. The stainless steel structure is hand welded for each spa with the fibre-glassing hand sprayed then hand rolled. All plumbing is assembled by hand and manually glued and fitted and some of the jet holes are hand drilled or manually cut. Our brand is consistent with all hot tubs built to the same high standard, but each hot tub is actually custom made with many of the processes by hand.



INNOVATION AND DESIGN

We take pride in the quality of our hot tub and swim spas from the controls we use down to the pipework materials. We use the latest technology on the build and design work to create cutting edge products ensuring we go beyond expectations for our customers.



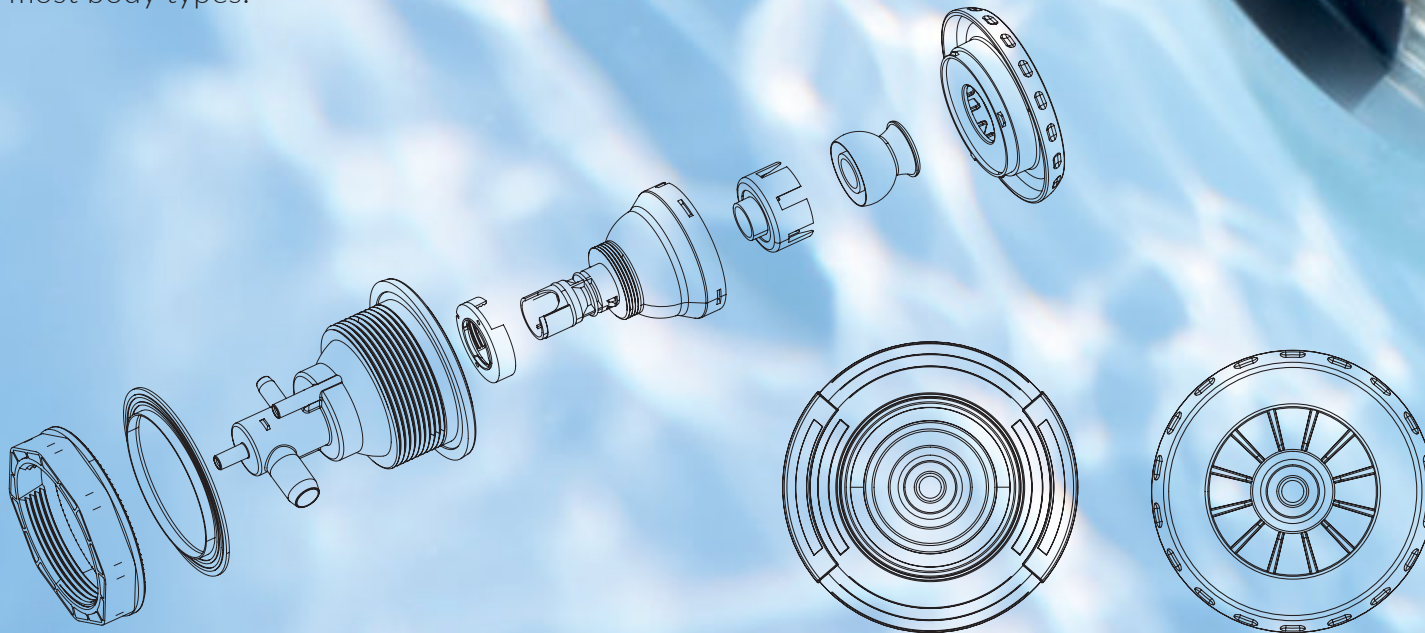


JET DESIGN AND FORMATION

More jets do not equal a better hydromassage, but the right jets do. Utilising the perfect mix of air and water – to deliver a massage that reduces stress and lower back pain, improves sleep and post exercise recovery. It will also alleviate restless leg syndrome, cramps, arthritis and fibromyalgia, improving your overall wellbeing.

A regular hydromassage routine can be more beneficial than you realise.

Seats designed to follow the contours of the body and recessed jets are placed to perfectly match the muscle structure of the human form, which delivers a comfortable, premium hydromassage experience for most body types.



BUYING WITH CONFIDENCE

Quality reassurance

With Platinum Spas, you can have confidence in the components used. We are proud to partner with industry leading suppliers to bring you the highest quality hot tubs with the best hydrotherapy experience. Superior Wellness, world's fastest growing hot tub manufacturer, provides the warranty for Platinum Spas.



Structure with lifetime warranty*

Hot tubs are often subjected to extreme changes in weather, so having a solid structural frame that doesn't warp, shrink or contract in such harsh conditions is incredibly important while they are supporting vast volumes of water.

All Platinum Spas hot tubs are built around an impressive tubular stainless steel framework, due to its robustness we are proud to give a lifetime warranty* on its integrity.

Warranty over view

***5 years warranty on the shell surface of the spa :** Superior Wellness warrants the shell surface of the spa against blistering, cracking, and delamination.

2 years warranty on Control box and display module Superior Wellness warrants the display and the spa control box against defects in materials and workmanship. This warranty is not given on fuses, bulbs and gaskets.

2 years on pumps: Superior Wellness warrants the jet and circ pumps against defects in materials and workmanship.

1 year warranty on plumbing: Superior Wellness warrants the plumbing against leaks from fittings, pipes, drains, joints, internal plumbing, bonded parts, jet housings.

1 year warranty on the cabinet of the spa: Superior Wellness warrants the cabinet against cracking, peeling of the surface, due to defects in the material or workmanship. Fading and weathering of the surface will naturally occur over time and is not considered to be warrantable defects.

1 year warranty on the ozone generator: Superior Wellness warrants the ozone generator against defects in materials or workmanship.

1 year warranty on the audio system components: Superior Wellness warrants the factory installed audio components (i.e. power supply, speakers, wires, etc.) against defects in materials or workmanship. This includes Bluetooth modules.

1 year warranty on LED lights: Superior Wellness warrants the factory installed LED lights against defects in materials or workmanship.

1 year warranty on the thermo cover: Superior Wellness warrants the thermo cover against defects in materials or workmanship.

1 years warranty on plastic components: Superior Wellness warrants the filter housing, pillows, diverters, waterfalls, cup holders. Defects due to water chemistry are not covered.

1 years warranty on jets: Superior Wellness warrants the jets against defects in materials or workmanship, this does not cover jets failing due to lack of maintenance and poor water chemistry.

* Lifetime warranty period 10 years.

* Any damage found must be reported within 30 days with images. Any damage not reported and in time worsens maybe rejected.

CONTROL AT YOUR FINGERTIPS

We use Balboa as our control system, recognised globally for its high quality and innovation always providing the latest technology. On every Platinum Spas hot tub and swim spa we use Balboa heaters, control panels and control board.


Platinum Spas control panels have WIFI as an option where the customer can control the hot tub from any 3G enabled location. With colour screen and directional key pads users can go through their settings and have their hot tub or swim spa set up perfectly for their needs with ease.



TP500



TP700



Spa Touch 2T

Ozone

Every Platinum Spas product comes with the Superior Wellness Ozone* as standard; an electronic sanitiser for your hot tub. This helps to reduce the presence of impurities and microbial life within the hot tub water.

When the Ozone is infused into water, it is able to effectively kill many kinds of bacteria and viruses without the need for adding excessive amounts of chemicals.

It purifies naturally, producing ozone from the atmosphere.

The Superior Wellness Ozone in your hot tub can reduce maintenance time and cost, prolong equipment life and can reduce the chloramines scent. Some people believe that ozonised water also feels softer to their skin.

*Patent pending



Our components

All Platinum Spas products come with synthetic composite side panels, perfect for all weather conditions. The side panels are easily changeable in case of damages caused by the end user. We only use high quality components which are industry leading.

SW (Superior Wellness) pumps

We take pride in our components used, this is why we use SW (Superior Wellness) pumps.

They are equipped with the industry's most advanced quality testing, inspection equipment. The pumps provide a powerful massage working with the jet layout and quantity to leave you feeling relaxed and revitalised.



Aristech Acrylic

We use Aristech Acrylic; the brand supplies acrylic sheets to the world's leading brands for the manufacturing of hot tubs and swim spas.

The Aristech Acrylics brand has blended innovation, manufacturing expertise and industry-leading customer service, to become the preferred brand of acrylic sheet for OEMs, fabricators and designers worldwide.

ENERGY EFFICIENT INSULATION

Our Platinum Premium Shield features on all Platinum Spas hot tubs.

This combines **five different types of insulation** to retain the heat within the cabinet by the **Superior Heatlock Insulation Process (SHIP)** providing a considerable difference in the heat retained in the hot tub as well as a reduction in energy costs.

By reflecting the heat back inwards, the wasted heat created by the pumps and other components can be recycled. The heat is then used to help maintain the temperature through heat transfer via the vast amount of plumbing, this assists with the overall running costs.



Image shown above is Barcelona Hot Tub, Premium range

Tested to CEC standards



Image shown above is Happy Hot Tub, Deluxe range

The manufacturer has certified this product to the California Energy Commission in accordance with California law.

PLATINUM PREMIUM SHIELD EXPLAINED

- ✓ Floor insulation
- ✓ Side panel insulation
- ✓ Recycle heat-lock
- ✓ 360 Inside foil wrap
- ✓ Insulation foam spray

Double Reflective Polyurethane Foam Board inside panels

Foil on the base

Stainless steel Frame Construction

Insulating polyurethane Foam applied to shell

360 degree protection once cover is on.

Reflective Foil Bubble Wrap around the whole spa

ABS pan base

Double Reflective Polyurethane Foam Board inside panels



BRAND FEATURES



Platinum EverBase

Platinum Spas are built from the ground up, with a rigid pan-base which is made from a tough ABS plastic that is further strengthened with fibreglass giving superb structural integrity along with longevity.

The addition of reflective insulating bubble foil acts as a thermal sock and is designed to eliminate the cold penetrating the inside of the spa by bouncing the cold away.



Platinum EverFrame

Platinum Spas is designed to be used anywhere in the world and to withstand all environments.

To meet these challenging demands, the spas are built with a tubular 304 grade stainless steel frame.

By using a stainless-steel frame, the spa is more stable and therefore will not expand, contract, twist or warp in changing temperatures or weather conditions that a hot tub may be subjected to.

Being tubular, EverFrame is perfectly designed to absorb and evenly disseminate the weight of the largest modern hot tub, especially with the vast volumes of water they can hold.






Platinum Clean-Zone

Water quality is extremely important and the addition of our Clean-Zone helps keep your water crystal clear, whilst also reducing the amount of sanitising chemicals used.

Longevity is what our patented ozone has been designed for and it will provide years of worry-free purification, long after many ozone generators have given up. Working quietly in the background our Clean-Zone is looking after your water both day and night, meaning the hot tub is ready to use at any time.

Clean-Zone is fitted as standard on all Platinum Spa models, as we believe good water clarity shouldn't come at an additional cost.



Platinum Illumination

Illumination is a key component of a fulfilling hot tub experience. Chromotherapy is a science and refers to the positive influence lights have on the body and mind.

All Platinum Spas models are fitted with an array of multi-coloured LED lights that can be simply controlled with a push of a button. If you are in the mood to have an individual colour or want our mood lighting where the colours softly fading between each other, the choice is yours.



Platinum Melody

There is nothing better than a soothing massage while listening to your favourite music, radio station, podcast or even a book and achieving this has never been easier thanks to our Platinum Melody system.

This high-quality Bluetooth system is fitted as standard to all models and is very simply to use. Simply search, then connect your smartphone or model device to the hot tubs Bluetooth and away you go.



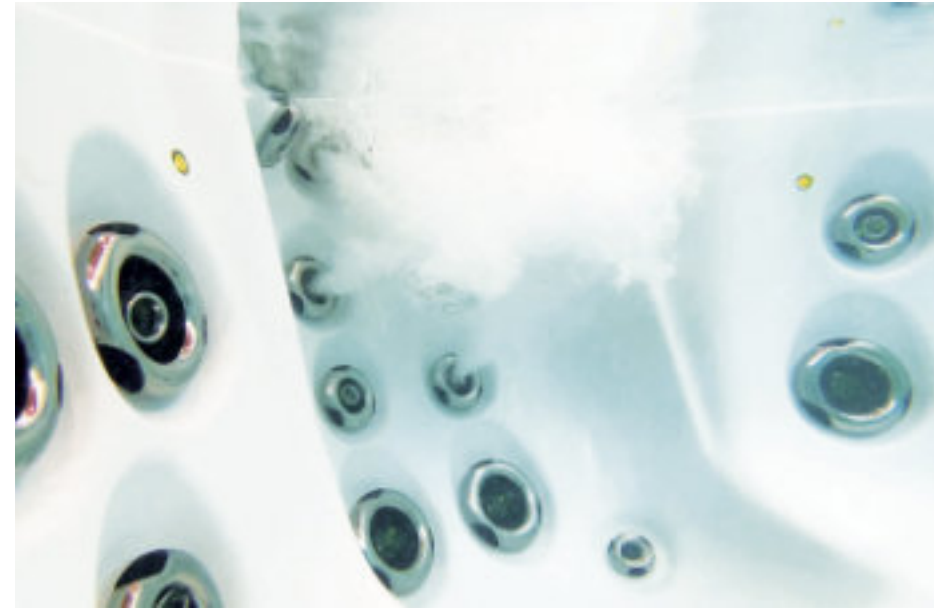


Platinum Hydromassage

Hydrotherapy is one of the main reasons why people purchase a hot tub. It's important to offer a variety of jet configurations, and therefore each seat within our Platinum Spas hot tubs offer different styles and layouts of jets.

From reverse mould shoulder jets, to larger pulsating back jets and even powerful foot jets for great reflexology we have designed seats to produce a massage for every requirement.

We feel that you should be in control of the massage you receive, so each jet can be turned up or down to allow the pressure you want. We also have Air Valve controls to introduce air into the water stream which makes the jets more powerful or you can reduce it for a subtler massage.



Platinum Liquid Effects

Relaxation comes from many forms and there is nothing better or relaxing when looking at a waterfall or fountains and enjoying the sound they project. We have taken inspiration from these to produce a variety of Liquid Effects to enhance your soak time and relaxation. With pop up fountains and wide waterfalls offering different visual and sounds effects.

For the night time bather, we have added Platinum Illumination so you can take advantage of wonderful fountains and waterfalls as all Liquid Effect features are backlit enabling you to view the stunning dancing water.



FINDING YOUR PERFECT HOT TUB

A Platinum Spas hot tub not only brings you hours of enjoyment but a number of health benefits too.

Soothe away your **daily stresses, aches** and **pains** with a soak in a hot tub and improve your wellbeing.




Perfect for families, couples and friends or simply to have some me time to relax.

Choose from a range of high quality, premium hot tubs to suit your needs including size, budget, type and features.





FEATURES TO LOOK OUT FOR

Lighting

-  Safety footwell lighting
-  Waterline lighting
-  Corner panel lighting



Hot tub experience

-  Bluetooth sound system
-  Water fountain


Build quality

-  Superior Aristech Acrylic finish
-  Hand rolled fibre glass shell
-  Colour choices
-  No maintenance cabinet
-  High impact moulded ABS base
-  No kink PVC plumbing



Power and control

-  Optional WiFi app based control
-  Balboa control panel





Water Care

-  Ozone water purifying system

Energy efficiency

-  High density lockable spa cover
-  Premium multi-layer insulation

Hydrotherapy

-  Rotational jets
-  Individual seat pressure controls
-  Stainless steel jet casings
-  Directional jets

DELUXE RANGE

Great value and quality with premium features

Introducing the newly improved Deluxe range.


With a focus on innovation and the latest technology, the new range now boasts premium features and upgrades.

Designed with comfort in mind and more energy efficient than ever before. Start your hot tub journey with the Deluxe range.

SHELL COLOUR OPTIONS



Sterling Silver



Midnight Canyon



Odyssey

SIDE PANEL AT A GLANCE







Tahiti



 1 x 5 inch Jets

 11 x 4 inch Jets

 23 x 2.2 inch Jets



We have certified this product to the California Energy Commission in accordance with California law



People
3



Dimensions
2130 x 1650 x 780 mm



Weight
300 kg



Jets
35



Power Supply
13 Amp

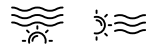
Seat layout	Insulation	Heater	Pumps	Circulation Pump
4 seats	Platinum Premium Shield	2kw	1 x 2 HP	1 x 0.5HP

Hot tub features

Hot tub experience



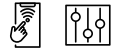
Lighting



Hydrotherapy



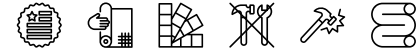
Power and control



Water Care



Build quality



Energy efficiency




Seville



 5 x 5 inch Jets

 13 x 4 inch Jets


 30 x 2.2 inch Jets




We have certified this product to the California Energy Commission in accordance with California law

Palma



 7 x 5 inch Jets

 14 x 4 inch Jets

 62 x 2.2 inch Jets



We have certified this product to the California Energy Commission in accordance with California law



People
7



Dimensions
2000 x 2000 x 900 mm



Weight
330 kg



Jets
48



Power Supply
32 Amp



People
6



Dimensions
2000 x 2000 x 900 mm



Weight
341 kg



Jets
83



Power Supply
32 Amp

Seat layout	Insulation	Heater	Pumps	Circulation Pump
7 seats	Platinum Premium Shield	3kw	2 x 2 HP	1 x 0.5HP

Seat layout	Insulation	Heater	Pumps	Circulation Pump
5 seats + 1 lounger	Platinum Premium Shield	3kw	2 x 2 HP	1 x 0.5HP

Hot tub features

Hot tub experience




Hydrotherapy




Water Care



Energy efficiency



Lighting



Power and control



Build quality



Hot tub features

Hot tub experience



Hydrotherapy



Water Care



Energy efficiency



Lighting



Power and control




Build quality




Refresh



 5 x 5 inch Jets

 14 x 4 inch Jets

 30 x 2.2 inch Jets



We have certified this product to the California Energy Commission in accordance with California law



People
6



Dimensions
2000 x 2000 x 900 mm



Weight
330 kg



Jets
49



Power Supply
32 Amp

Seat layout	Insulation	Heater	Pumps	Circulation Pump
5 seats + 1 lounger	Platinum Premium Shield	3kw	2 x 2 HP	1 x 0.5HP

Happy



 7 x 5 inch Jets

 12 x 4 inch Jets

 28 x 2.2 inch Jets



We have certified this product to the California Energy Commission in accordance with California law



People
5



Dimensions
2000 x 2000 x 900 mm



Weight
341 kg



Jets
47



Power Supply
32 Amp


Seat layout	Insulation	Heater	Pumps	Circulation Pump
3 seats + 2 loungers	Platinum Premium Shield	3kw	2 x 2 HP	1 x 0.5HP

Hot tub features

Hot tub experience



Lighting



Hydrotherapy



Power and control




Water Care



Build quality



Energy efficiency




Hot tub features

Hot tub experience



Lighting



Hydrotherapy



Power and control



Water Care



Build quality



Energy efficiency



PREMIUM RANGE

Luxury and innovation: the ultimate hot tub experience


Our most luxurious products, this range has been built to the highest quality standard. With a focus on innovation and the latest technology, the abundance of features offers the ultimate hot tub experience.

Our Premium range has new and innovative features such as water fountains, integrated filter cover and foot massage function.

SHELL COLOUR OPTIONS



Sterling
Silver



Midnight
Canyon



Odyssey

SIDE PANEL AT A GLANCE






Arizona



 4 x 3.5 inch Jets

 39 x 2 inch Jets



People
3



Dimensions
2130 x 1650 x 880mm



Weight
284 kg



Jets
43



Power Supply
32 Amp

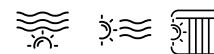
Seat layout	Insulation	Heater	Pumps	Circulation Pump
1 seat + 2 loungers	Platinum Premium Shield	3kw	2 x 2 HP	1 x 0.53HP

Hot tub features

Hot tub experience



Lighting



Hydrotherapy



Power and control



Water Care



Build quality



Energy efficiency




Topaz




 10 x 5 inch Jets

 9 x 3.5 inch Jets


 45 x 2 inch Jets

Kenya



 3 x 5 inch Jets

 20 x 3.5 inch Jets

 29 x 2 inch Jets



People
3



Dimensions
2200 x 1560 x 900mm



Weight
295 kg



Jets
64



Power Supply
32 Amp



People
5



Dimensions
2100 x 2100 x 940mm



Weight
382 kg



Jets
52



Power Supply
32 Amp

Seat layout	Insulation	Heater	Pumps	Circulation Pump
1 seat + 2 loungers	Platinum Premium Shield	3kw	2 x 3 HP	1 x 0.5HP

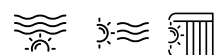
Seat layout	Insulation	Heater	Pumps	Circulation Pump
3 seats + 2 loungers	Platinum Premium Shield	3kw	2 x 2 HP	1 x 0.5 HP

Hot tub features

Hot tub experience



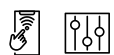
Lighting



Hydrotherapy



Power and control



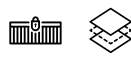
Water Care



Build quality



Energy efficiency

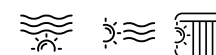


Hot tub features

Hot tub experience



Lighting



Hydrotherapy



Power and control



Water Care



Build quality



Energy efficiency




Barcelona



 2 x 7 inch Jets

 15 x 5 inch Jets

 8 x 3.5 inch Jets

 61 x 2 inch Jets



People
5



Dimensions
2230 x 2230 x 940mm



Weight
441 kg



Jets
86




Power Supply
32 Amp

Seat layout	Insulation	Heater	Pumps	Circulation Pump
3 seats + 2 loungers	Platinum Premium Shield	3kw	3 x 3 HP	1 x 0.5HP

Onyx



 2 x 7 inch Jets

 10 x 5 inch Jets

 8 x 3.5 inch Jets

 70 x 2 inch Jets



People
5



Dimensions
2200 x 2200 x 940mm



Weight
470 kg



Jets
90



Power Supply
40 Amp

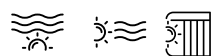
Seat layout	Insulation	Heater	Pumps	Circulation Pump
3 seats + 2 loungers	Platinum Premium Shield	3kw	4 x 2 HP	1 x 0.53 HP

Hot tub features

Hot tub experience



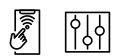
Lighting



Hydrotherapy



Power and control



Water Care



Build quality



Energy efficiency

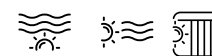


Hot tub features

Hot tub experience



Lighting



Hydrotherapy



Power and control




Water Care



Build quality




Energy efficiency




Santorini




 3 x 5 inch Jets

 20 x 3.5 inch Jets

 29 x 2 inch Jets


Tokyo



 2 x 7 inch Jets

 13 x 5 inch Jets

 7 x 3.5 inch Jets

 67 x 2 inch Jets



People
6



Dimensions
2100 x 2100 x 940mm



Weight
372 kg



Jets
52



Power Supply
32 Amp



People
6



Dimensions
2230 x 2230 x 940mm



Weight
431 kg



Jets
89



Power Supply
32 Amp

Seat layout	Insulation	Heater	Pumps	Circulation Pump
5 seats + 1 lounger	Platinum Premium Shield	3kw	2 x 2 HP	1 x 0.5 HP

Seat layout	Insulation	Heater	Pumps	Circulation Pump
5 seats + 1 lounger	Platinum Premium Shield	3kw	3 x 3 HP	1 x 0.53 HP

Hot tub features

Hot tub experience



Hydrotherapy



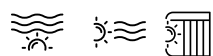
Water Care



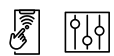
Energy efficiency



Lighting



Power and control



Build quality



Hot tub features

Hot tub experience



Hydrotherapy



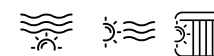
Water Care



Energy efficiency



Lighting



Power and control




Build quality




Infinity



 2 x 5 inch Jets

 14 x 3.5 inch Jets

 75 x 2 inch Jets



People
6



Dimensions
2100 x 2100 x 950mm



Weight
373 kg



Jets
91



Power Supply
32 Amp


Seat layout	Insulation	Heater	Pumps	Circulation Pump
5 seats + 1 lounger	Platinum Premium Shield	3kw	2 x 3 HP	1 x 0.5HP

Maximus



 4 x 5 inch Jets

 18 x 3.5 inch Jets

 62 x 2 inch Jets



People
8



Dimensions
2600 x 2200 x 940mm



Weight
510 kg



Jets
84



Power Supply
32 Amp

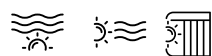
Seat layout	Insulation	Heater	Pumps	Circulation Pump
7 seats + 1 lounger	Platinum Premium Shield	3kw	3 x 2 HP	1 x 0.53 HP

Hot tub features

Hot tub experience



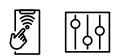
Lighting



Hydrotherapy



Power and control



Water Care



Build quality



Energy efficiency

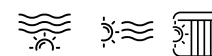


Hot tub features

Hot tub experience



Lighting



Hydrotherapy



Power and control




Water Care



Build quality



Energy efficiency



Monaco



-  1 x 7 inch Jets


-  10 x 5 inch Jets


-  21 x 3.5 inch Jets


-  21 x 2 inch Jets

Oslo



-  23 x 5 inch Jets

-  14 x 3.5 inch Jets

-  27 x 2 inch Jets



People
5



Dimensions
2000 x 2000 x 940mm



Weight
331 kg



Jets
53



Power Supply
32 Amp



People
7



Dimensions
2300 x 2300 x 950mm



Weight
445 kg



Jets
64



Power Supply
32 Amp

Seat layout	Insulation	Heater	Pumps	Circulation Pump
4 seats + 1 lounger	Platinum Premium Shield	3kw	2 x 2 HP	1 x 0.5 HP

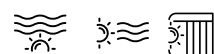
Seat layout	Insulation	Heater	Pumps	Circulation Pump
7 seats	Platinum Premium Shield	3kw	3 x 3 HP	1 x 0.53 HP

Hot tub features

Hot tub experience



Lighting



Hydrotherapy



Power and control




Water Care



Build quality



Energy efficiency

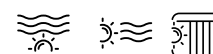


Hot tub features

Hot tub experience



Lighting



Hydrotherapy



Power and control



Water Care



Build quality




Energy efficiency




Colombo



 17 x 5 inch Jets

 9 x 3.5 inch Jets

 22 x 2 inch Jets



People
7



Dimensions
2100 x 2100 x 950mm



Weight
365 kg



Jets
48




Power Supply
32 Amp


Seat layout	Insulation	Heater	Pumps	Circulation Pump
7 seats	Platinum Premium Shield	3kw	2 x 2 HP	1 x 0.53 HP


Marseille



 1 x 7 inch Jets

 13 x 5 inch Jets

 21 x 3.5 inch Jets

 23 x 2 inch Jets



People
5



Dimensions
2000 x 2000 x 940mm



Weight
351 kg



Jets
58



Power Supply
32 Amp

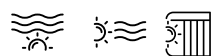
Seat layout	Insulation	Heater	Pumps	Circulation Pump
3 seats + 2 loungers	Platinum Premium Shield	3kw	2 x 2 HP	1 x 0.5 HP

Hot tub features

Hot tub experience



Lighting



Hydrotherapy



Power and control




Water Care



Build quality



Energy efficiency

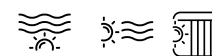


Hot tub features

Hot tub experience



Lighting



Hydrotherapy



Power and control




Water Care



Build quality



Energy efficiency



Mykonos



 10 x 3.5 inch Jets

 6 x 2 inch Jets



People
4



Dimensions
1900 x 1900 x 940mm



Weight
310 kg



Jets
16



Power Supply
13 Amp

Seat layout	Insulation	Heater	Pumps	Circulation Pump
4 seats	Platinum Premium Shield	2kw	1 x 3 HP	N/A

Hot tub features

Hot tub experience




Hydrotherapy



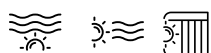
Water Care



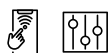
Energy efficiency



Lighting



Power and control



Build quality





FINDING YOUR PERFECT SWIM SPA

A swim spa can provide a number of benefits including family fun, light training, or a more strenuous workout plus plenty of space for you to relax.

SHELL COLOUR OPTIONS



Sterling
Silver


SIDE PANEL AT A GLANCE








Zelus




-  2 x 7.5 inch Jets


-  6 x 5 inch Jets


-  9 x 3.5 inch Jets

-  22 x 2 inch Jets

-  3 x Swim Jet


People
3


Dimensions
5700 x 2250 x 1500 mm









Weight
1250 kg


Jets
42


Power Supply
40 Amp

Seat layout	Insulation	Heater	Pumps	S Pumps	Circulation Pump
2 seats + 1 lounger	Platinum Premium Shield	3kw	1 x 3 HP	3 x 3 HP	1 x 1 HP

Hot tub features


<p>Hot tub experience</p>  <p>Lighting</p> 	<p>Hydrotherapy</p>  <p>Power and control</p> 	<p>Water Care</p>  <p>Build quality</p> 	<p>Energy efficiency</p> 
---	--	--	--


Eros



 5 x 5 inch Jets

 6 x 3.5 inch Jets

 8 x 2 inch Jets

 3 x Swim Jet

Helios




 1 x 7.5 inch Jets

 8 x 5 inch Jets

 21 x 3.5 inch Jets

 20 x 2 inch Jets

 3 x Swim Jet



People
3



Dimensions
4500 x 2250 x 1500 mm



Weight
810 kg



Jets
22



Power Supply
40 Amp



People
6



Dimensions
5900 x 2250 x 1500 mm



Weight
1254 kg



Jets
53



Power Supply
2x 32 Amp

Seat layout	Insulation	Heater	Pumps	S Pumps	Circulation Pump
2 seats	Platinum Premium Shield	3kw	1 x 3 HP	3 x 3 HP	1 x 1 HP


Seat layout	Insulation	Heater	Pumps	S Pumps	Circulation Pump
4 seats + 1 lounger	Platinum Premium Shield	3kw	2 x 2 HP	3 x 3 HP	1 x 1 HP

Hot tub features

Hot tub experience



Lighting



Hydrotherapy



Power and control



Water Care



Build quality



Energy efficiency



Hot tub features

Hot tub experience



Lighting



Hydrotherapy



Power and control




Water Care



Build quality



Energy efficiency





CHOOSING YOUR HOT TUB AND SWIM SPA

We know that choosing your hot tub or swim spa is a big decision and can be confusing with the different models. To make it easier please view our comparison table which lists all of the hot tub features at a glance.

Range	Deluxe				
Models	Tahiti	Seville	Happy	Refresh	Palma
People	4	7	5	6	6
Dimensions (inch)	2130 x 1650 x 780	2000 x 2000 x 900	2000 x 2000 x 900	2000 x 2000 x 900	2000 x 2000 x 900
Seat layout	4 seats	7 seats	3 seats + 2 loungers	5 seats + 1 lounger	5 seats + 1 lounger
Control	TP500	TP500	TP500	TP500	TP500
Weight (kg)	300	330	341	330	341
Jets	35	48	47	49	83
LED Lighting	✓	✓	✓	✓	✓
Music	🔊	🔊	🔊	🔊	🔊
Ozone	✓	✓	✓	✓	✓
Platinum Premium Shield	✓	✓	✓	✓	✓
Power (amp)	13	32	32	32	32
Pumps (HP)	1 x 2	2 x 2	2 x 2	2 x 2	2 x 3
Circulation Pump (HP)	1 x 0.5	1 x 0.5	1 x 0.5	1 x 0.5	1 x 0.5

Range

Premium


Models	Mykonos	Arizona	Topaz	Santorini	Kenya	Infinity	Barcelona	Tokyo	Onyx	Maximus	Monaco	Marseille	Colombo	Oslo
People	4	3	3	6	5	6	5	6	5	8	5	5	7	7
Dimensions (mm)	1900 × 1900 × 940	2130 × 1650 × 880	2200 × 1560 × 900	2100 × 2100 × 940	2100 × 2100 × 940	2100 × 2100 × 950	2230 × 2230 × 940	2230 × 2230 × 940	2200 × 2200 × 940	2600 × 2200 × 940	2000 × 2000 × 940	2000 × 2000 × 940	2100 × 2100 × 950	2300 × 2300 × 950
Seat layout	4 seats	1 seat + 2 loungers	1 seat + 2 loungers	5 seats + 1 lounger	3 seats + 2 loungers	5 seats + 1 lounger	3 seats + 2 loungers	5 seats + 1 lounger	3 seats + 2 loungers	7 seats + 1 lounger	4 seats + 1 lounger	3 seats + 2 loungers	7 seats	7 seats
Control	TP500	TP700	Spa Touch 2T	TP700	TP700	Spa Touch 2T	Spa Touch 2T	Spa Touch 2T	Spa Touch 2T	TP700	TP700	TP700	TP700	Spa Touch 2T
Weight (kg)	310	284	295	372	382	373	441	431	470	510	331	351	365	445
Jets	16	43	64	52	52	91	86	89	90	84	53	58	48	64
LED Lighting	✓	✓	✓	✓	✓	✓	✓	✓	✓	✓	✓	✓	✓	✓
Music	🔊	🔊	🔊	🔊	🔊	🔊	🔊	🔊	🔊	🔊	🔊	🔊	🔊	🔊
Ozone	✓	✓	✓	✓	✓	✓	✓	✓	✓	✓	✓	✓	✓	✓
Platinum Premium Shield	✓	✓	✓	✓	✓	✓	✓	✓	✓	✓	✓	✓	✓	✓
Power (amp)	13	32	32	32	32	32	32	32	40	32	32	32	32	32
Pumps (HP)	1 x 3	2 x 2	2 x 3	2 x 2	2 x 2	2 x 3	3 x 3	3 x 3	4 x 2	3 x 2	2 x 2	2 x 2	2 x 2	3 x 3
Circulation Pump (HP)	✗	1 x 0.53	1 x 0.53	1 x 0.5	1 x 0.5	1 x 0.5	1 x 0.53	1 x 0.53	1 x 0.53	1 x 0.53	1 x 0.5	1 x 0.5	1 x 0.53	1 x 0.53

Range

Swim Spas

Models
People
Dimensions (mm)
Seat layout
Control
Weight (kg)
Jets
LED Lighting
Music
Ozone
Platinum Premium Shield
Power (amp)
Pumps (HP)
S Pumps (HP)
Circulation Pump (HP)

Eros	Zelus	Helios
3	4	6
4500 x 2250 x 1500	5700 x 2250 x 1500	5900 x 2250 x 1500 mm
2 seats	2 seats + 1 lounger	4 seats + 1 lounger
Spa Touch 2T	Spa Touch 2T	Spa Touch 2T
810	1250	1254
22	42	53
✓	✓	✓
🔊	🔊	🔊
✓	✓	✓
✓	✓	✓
40	40	2x 32
1 x 3	1 x 3	2 x 2
3 x 3	3 x 3	3 x 3
1 x 1	1 x 1	1 x 1





SUPPORT

We put our customers at the heart of everything we do and strive to go beyond expectations.

We are here to support you every step of the way and advise you on how to look after your hot tub so you can enjoy it for many years to come. Refer back to your hot tub manual for troubleshooting issues and the chemical guide for maintenance tips. Alternatively, take a look at our Frequently Asked Questions for answers to our most popular questions.

For more advice, information, manuals and guides, please visit our website at platinum-spas.com

FAQS

Hot tub FAQs

What is a 13 amp or Plug and Play hot tub?

Plug and play hot tubs are suitable for areas where you are unable to get a 40 amp power supply to it. A 13 amp hot tub will run off a standard 3 pin plug, which will need be sourced and supplied by you. The hot tub needs to have its own circuit from the main distribution board, the supply should not be shared. You will need to install a 13 amp outdoor waterproof plug socket with RCD protection. For full details of the electrical requirements, check with your hot tub retailer.

What is a 32 amp hot tub?

The larger the hot tub the more power and electrical current that is needed. When you go up to three or four pumps for hot tubs you may be looking at a 40-amp feed. There is no such thing as a 32-amp hot tub. 32 amps is the amount of power that is required to run a standard hot tub that will have a heater and a couple of pumps running simultaneously. With a 32 amp you could use it for three or four hours and your heater won't turn off and the temperature will remain the same.

How many seats do I need?

This is different for each customer depending on who will be using it – a couple, family or friends. Even if there will only be two people using the hot tub, different options of seats will allow you to soothe different muscles. You may also require a greater number of loungers rather than seats. We have varying options and can help you decide.

How often should I drain my hot tub?

How often you drain your hot tub depends on a number of factors, including how frequently the spa is used, the quality of the water used to fill it, and how well the water is maintained. For optimum performance, we generally advise draining, cleaning, and refilling the hot tub every three to four months.

I would like to sink my hot tub into the decking, is this possible?

We do not advise you to position your hot tub with decking built around it or underground as it can significantly impact future maintenance requirements. If you wish to do this, we advise you consult a structural engineer to ensure that your decking is capable of safely and adequately supporting the full weight of your hot tub when in use. The hot tub should be 200mm proud of the top of the decking to allow for the cover to clip onto the side.

What are the access requirements?

It is the customer's responsibility to ascertain whether there is adequate space for the delivery of the hot tub. You must have a minimum width of 1m and a minimum height of 2.4m. Please check the full access requirements with your hot tub retailer.

Swim Spa FAQs

Does my swim spa come with a drainage outlet?

Yes, your swim spa does come with a drainage outlet that is located at the bottom of the swim spa. However, a quicker way to drain your swim spa would be with a submersible pump.

How hot does a swim spa get?

The water temperature can be set up to 40 degrees. The ideal water temperature for swimming is around 30 degrees but aquatic therapy should be up to 33 degrees. If you want to lounge in the therapy seats and relax then we recommend you set it to 37.5 degrees.

In the swim spas which have dual temperature units, where there is a barrier between the swim area and the hot tub; the hot tub side of the unit can be heated to 40 degrees.

Can someone sit in a seat whilst another person is swimming?

Yes, you may get a little wet from any splashes but sit back, relax and enjoy watching them swim or workout.



GETTING IN TOUCH

For more information please speak to our friendly and dedicated team members.

Find & follow us on



Finesse
Wellness

To find out more about Platinum Spas contact verkoop@finessewellness.nl
Rudolf Dieselstraat 1 Zwolle - 038-781 0000 or visit finessewellness.nl