



Spotlights™
D O O R G L A S S

Authentic Design for the Architecture Enthusiast™

SPOTLIGHTS™ Doorglass Authentic Design for the Architecture Enthusiast™

Trends come and go. Good design lasts. As do good memories. Of homes you grew up in. Of architectural styles you've admired. Spotlights doorglass, from ODL, celebrates the best of your design history.

Put the spotlight on...your style, your price, your architectural expression, your entry door, your home.



Tudor Style: Pitched roofs, herringbone brickwork, tall mullioned windows, high chimneys, dormer windows.

1910's



Craftsman Style: Low-pitched gabled or hip roofs, bands of casement windows, decorative glass, natural materials.

1920's-1930's



Colonial Style: Elaborate front doors, decorative crown pediments, fanlights and sidelights, symmetrical windows, columned porches.

1940's

True To Form

Architectural style is what gives a home character. The charm of bungalows. The geometric patterns of mid-century minimalism. History revisited in Georgian revivals and Colonials. The horizontal stretch of ranch homes and the vertical stack of bi-levels and tri-levels.

Because you're inspired by your home's architecture or the vision of the one you're building, Spotlights™ doorglass is for you. It's the finishing touch for the discerning homeowner who appreciates architecture and the spirit of good design.



Mid-Century Modern Style: Low pitched or flat roofs, walls of glass, natural and industrial materials, open floor plans looking out into nature.

1950's

1960's

1970's

1980's

1990's

2000 +



Ranch Style: Hipped or gabled roofs, natural materials, open floor plans.



Split-Level Style: Multiple levels, defining interior spaces. Wide variety of roof types, floor-plan configurations and exterior materials.



Suburban Modern Style: Wide variety of traditional styles, re-interpreted into suburban context. Typically gabled roofs, wood or vinyl siding.



Eclectic Style: Characteristically unique, use of various styles, blended together into a single composition.

Keep It Real

Spotlights are true to the character of your home's aesthetics. Clear, Clear Low E, Cubed, Frosted and Circuit glass; perforated metal Chain Link inserts, and an architecturally authentic modern frame profile create the minimalist aesthetic and functional attributes you're wanting in your home.

The textured grain in Spotlights' frames is reminiscent of classic mid-century maple and birch furniture. The uniform and subtle grain provides a perfect surface for paint or stain.




Modern Frame Profile




Chain Link (CHL)

The spirit of Modernism, which embraced man-made materials like Chain Link's metal, lives in this Spotlights glass.




Circuit (CCT)

Mid-century Modern, Art Deco, and Contemporary all left their imprint on Spotlights' Circuit glass. Its eclectic styling with silkscreen glass and clear design elements suits a range of architectural home styles.




Clear (CL)

Clear glass stands the test of time when it comes to architectural styles and puts a focus on inside and outside views.



Clear Low-E (CL-LE)

Low-E glass puts the spotlight on performance. It keeps the cold air out in the winter and warm air out in the summer and reduces UV rays and the fading of wall coverings and fabrics they cause.



Cubed (CU)

Cubed glass brings to life the symmetry and geometric patterns found in the architecture of the 1920s and 1930s. Grid patterns, glass blocks, and structure are celebrated in this glass style.

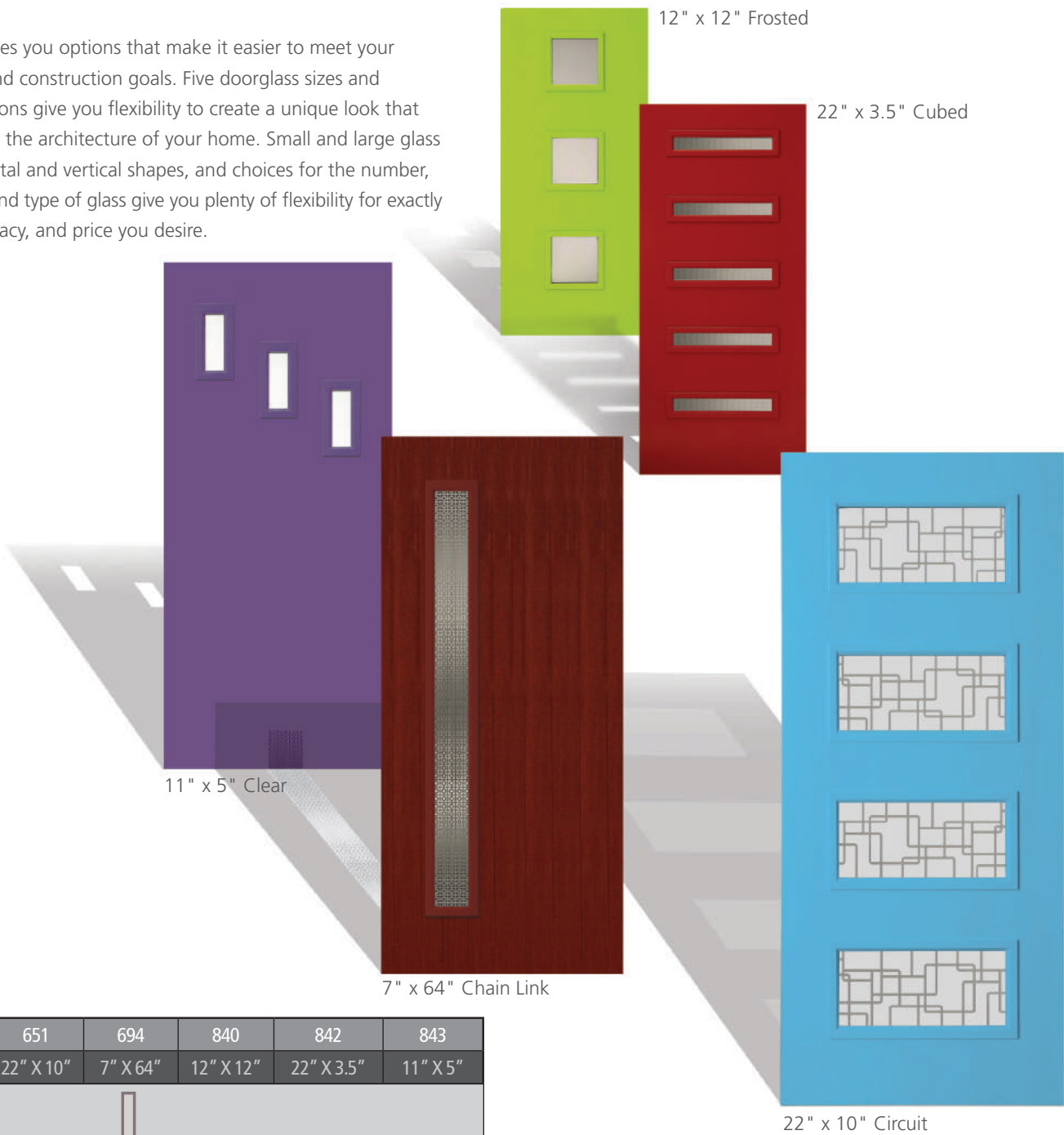


Frosted (FSB)

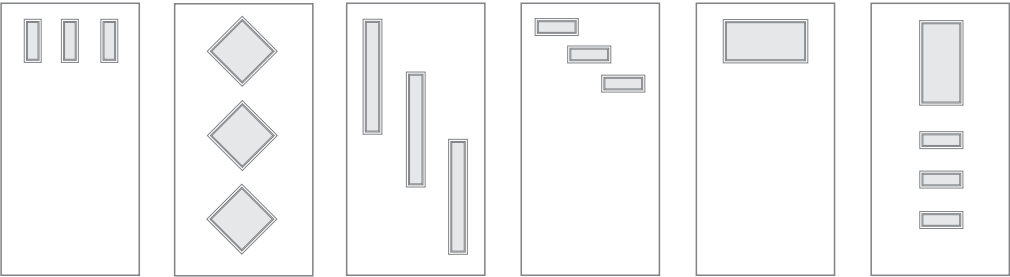
Frosted glass blends privacy with natural light, something that will find itself at home in any architectural style.

Fit The Bill

Spotlights gives you options that make it easier to meet your renovation and construction goals. Five doorglass sizes and six glass options give you flexibility to create a unique look that complements the architecture of your home. Small and large glass sizes, horizontal and vertical shapes, and choices for the number, orientation, and type of glass give you plenty of flexibility for exactly the style, privacy, and price you desire.



MODEL	651	694	840	842	843
SIZE	22" X 10"	7" X 64"	12" X 12"	22" X 3.5"	11" X 5"



ALTERNATE CONFIGURATIONS

Heighten The Performance

Spotlights is constructed with performance features that style-savvy homeowners look for.

Spotlights' **FiberMate® molded and textured frame** works equally well for painting or staining.

FiberMate's material formulation out performs lesser quality frames: the frame's construction resists both warping and deformation from heat buildup and can be used with dark finishes.



Spotlights' **compression foam tape seal** construction eliminates the oozing and sticky mess of wet caulk products. The frame seal's design is also engineered to extend the life of your door frame. If damaged doorglass needs to be replaced, you can do so without having to replace the frame as well. The modern Spotlights frame with compression foam tape seal is removed from the door, damaged glass repaired or replaced, and the frame reinstalled. Insulated glass and a well-constructed frame unit make Spotlights energy efficient.

Seated screw hole plugs allow for easy alignment and match the frame's grain direction, resulting in a uniform, finished aesthetic.



Compression Foam Tape Seal



Seated Screw Hole Plug



Screw Hole Plugs




Shown with 6 model 840-FSB



Paintable



Stainable



Shown with Cubed Doorglass



Building Value
Into Building Products®

215 East Roosevelt Ave., Zeeland, MI 49464
800.253.3900 www.odl.com

215259 (12/15)