

ISH JEWELS

Whether you choose to wear it on your index, middle or ring finger. We want to ensure, you select the correct ring size. Please read the instructions below to figure out the size that's right for you.

HOW TO DETERMINE YOUR RING SIZE


Important

Prior to printing, set your printer to no scaling or 100%.
Use a 1 euro coin to make sure this page is printed at the correct size. The circle to the right should be the same size as an actual one euro placed on top of it.

PLACE
EURO
HERE


1. Find a ring from your jewelry box that properly fits your finger. [If you don't have a ring, Make a hole and try which size fits the best].
2. Place the ring over the circles below. Match the inside of your ring to the edge of the circle.
3. If your ring falls between two sizes. Order the smaller size.

Size 16




16 mm
US: 5,5

Size 17



17 mm
US: 6,5

Size 18



18 mm
US: 8