



### Place of manufacture

China

### Legal and Trading name of the manufacturer(s)

Harrier Imports Ltd

### Legal and Trading name of the importer

Harrier Imports Ltd

### Address for service

**Street** 195 Whites Road  
**Suburb** Ohoka  
**City, Country** Christchurch, New Zealand  
**Postcode** 7692

### Website

<https://www.propelindustries.co.nz>

### Email

[orders@propelindustries.co.nz](mailto:orders@propelindustries.co.nz)

### Phone number

0800 427 335

### NZBN (if applicable)

9429045864780

### Product Name

Ultra Access Floor Standing Pan

### Product Line (from which the product is customised)

Ultra Access

### Intended Use

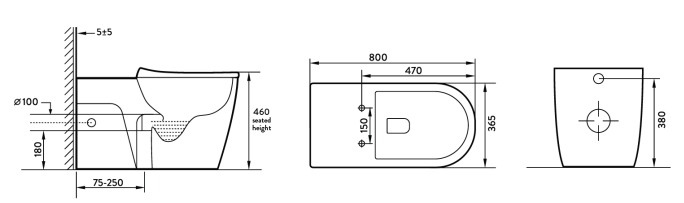

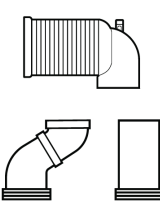
Sanitaryware - A sanitary fixture that is intended to be used to receive soil and/or excreted human waste, and discharge to a fixture discharge pipe.

### Product Identifier (if applicable)

n/a

### Product Description (measurements, materials, usage)

Our accessible toilet sets the standard for compliance with accessible dimensions in both height and depth of the pan. This ensures that users can easily and comfortably access the toilet, promoting independence and ease of use. The raised dual flush buttons, conveniently operated by the palm or closed fist.

ULTRA ACCESS IN-WALL		
DIMENSIONS		
 <p>Side View Dimensions: 5±5, 100, 180, 75-250, 460 seated height.</p> <p>Top View Dimensions: 800, 470, 460, 365.</p> <p>Front View Dimensions: 380.</p>		
<p>UNIVERSAL INLET Left and Right Bottom Feed</p>		
CONNECTIONS		
 <p><b>ALLFIT</b> ALL-IN-ONE COMBINATION CONNECTOR</p> <p><b>ALLFIT S-TRAP</b> 75mm-250mm</p> <p>This item comes included in box</p> 		

IMPORTANT: Dimensions provided are as accurate as possible at the time of publication and may vary within a reasonable tolerance range. Measurements are subject to change or cancellation as products are improved. No responsibility is assumed for use of superseded or voided dimensions. Be sure to measure product before installation and visit the Propel Industries website for the most up to date measurements  
Version Date: 25/10/2023

## Relevant Building Code clauses

B2.3.1(c)	G1.3.2(f)
E3.3.5	G1.3.2(g)
F2.3.1	G13.3.1(b)
G1.3.2(a)	G13.3.1(c)

## Statement on how the building product is expected to contribute the compliance

**B2 Durability - 15yrs** This product is a component within the plumbing services of a building, typically controlling the flow water at a terminus, is easy to access and replace, and failure would be easily detected during normal use.

**E3 Internal Moisture** Surfaces of this product likely to be splashed or become contaminated in the course of the intended use of the building, must be impervious and easily cleaned.

**F2 Hazardous Building Materials** This product is constructed of materials that will not emit harmful concentrations of substances from exposed surfaces.

**G1 Personal Hygiene** This product is a sanitary fixture constructed and designed to be installed to discharge to a plumbing and drainage system as required by G13 "Foul Water" when water-borne disposal is used. This product is a sanitary fixture constructed and designed to be installed that facilitates sanitation. This product is a sanitary fixture constructed and designed to be installed to allow effective cleaning.

**G13 Foul Water** This product is a component of a plumbing system that will avoid the likelihood of foul air and gases entering buildings. This product is designed to avoid the likelihood of blockage and leakage in normal use.

## Limitations on the use of the building product

- Working pressure minimum dynamic pressure 30kPa to maximum 1000kPa static pressure. Rain water tank compliant.  
NB: 500 kPa maximum working pressure at any outlet within a building is a requirement of NZBC G12/VM1 - AS/NZS 3500.1 & AS/NZS 3500.4.
- Suitable for ambient water supply only.

## Design requirements that would support the use of the building product

- S Trap 60 to 250mm setout.
- P Trap 185mm setout.
- Top & Bottom inlet.
- Supplied with All Fit Pan connector.
- Supplied with concealed fixing brackets.

## Installation and Maintenance requirements

Install guides are available on our website for download

[DOWNLOAD INSTALL GUIDE](#)

Is the building product/building product line subject to warning or ban under section 26?

Yes ☐

No ☒