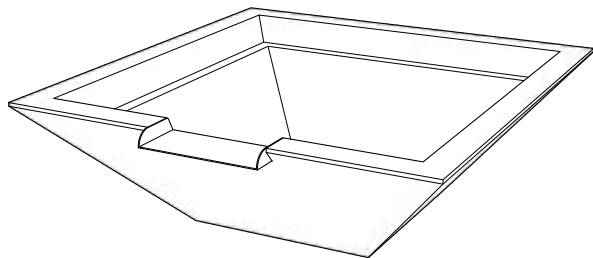
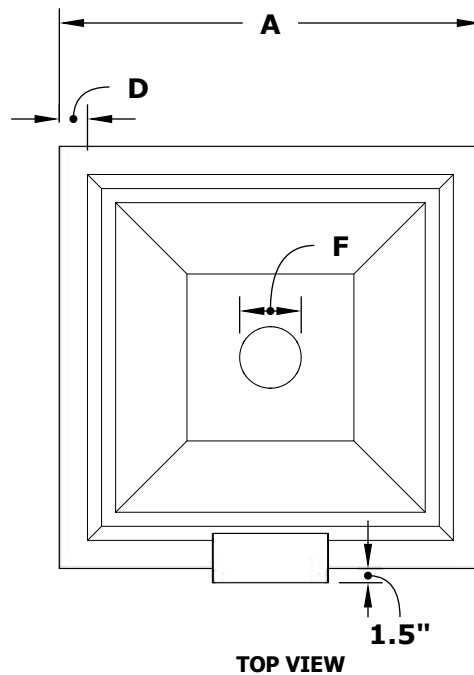


MAYA PLANTER & WATER BOWL

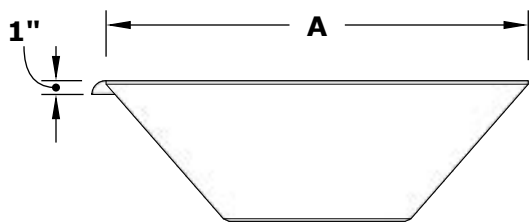
GFRC CONCRETE



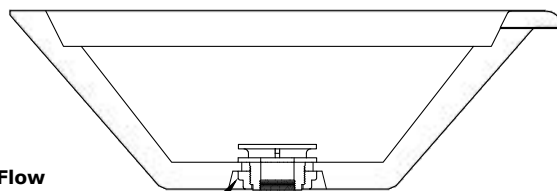
ISOMETRIC VIEW



TOP VIEW

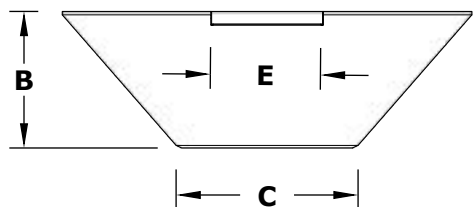


RIGHT SIDE VIEW

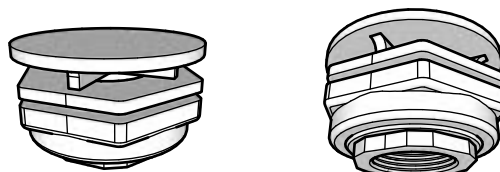


Smooth Flow Water Fitting (1 1/2" Connection)

SECTION CUT



FRONT SIDE VIEW



1 1/2" Inlet

SKU	A	B	C	D	E	F	GPM
OPT-24SPW	24"	10.75"	13"	2"	8"	3.5"	7-10
OPT-30SPW	30"	10.25"	13"	2.5"	8"	3.5"	7-10
OPT-36SPW	36"	12"	20"	3"	12"	3.5"	7-10

Fire Bowl Material: GFRC Concrete
 Finish: Smooth Finish
 Includes: Bowl, Copper Scupper,
 Water Fitting