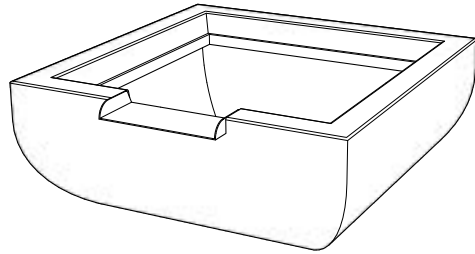
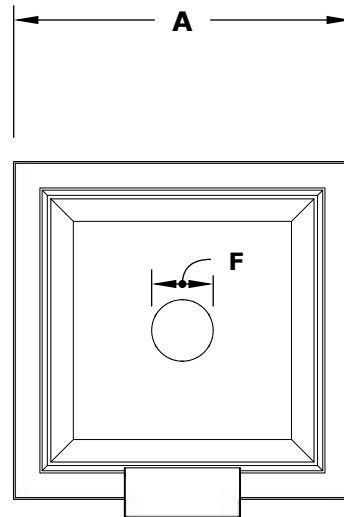


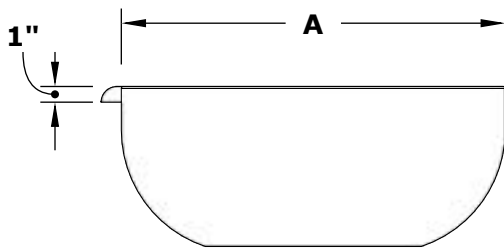
# AVALON GFRC PLANTER & WATER BOWL



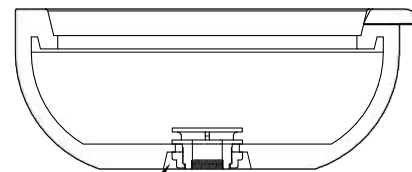
**ISOMETRIC VIEW**



**TOP VIEW**

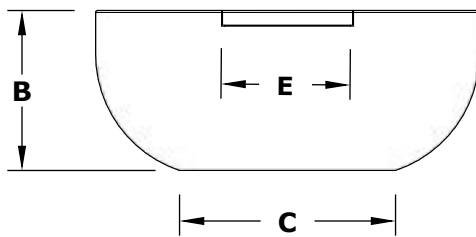


**RIGHT SIDE VIEW**

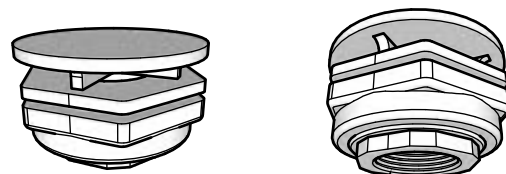


Smooth Flow  
Water Fitting  
(1 1/2" Connection)

**SECTION CUT**



**FRONT SIDE VIEW**



**1 1/2" Inlet**

SKU	A	B	C	E	F	GPM
OPT-AVLPW24	24"	10"	13"	8"	3"	7-10
OPT-AVLPW30	30"	12"	18"	8"	3.5"	7-10
OPT-AVLPW36	36"	12"	20"	10"	3.5"	7-10

Bowl Material: Concrete

Includes: Bowl, Copper Scupper,  
Water Fitting