



AMKETTE

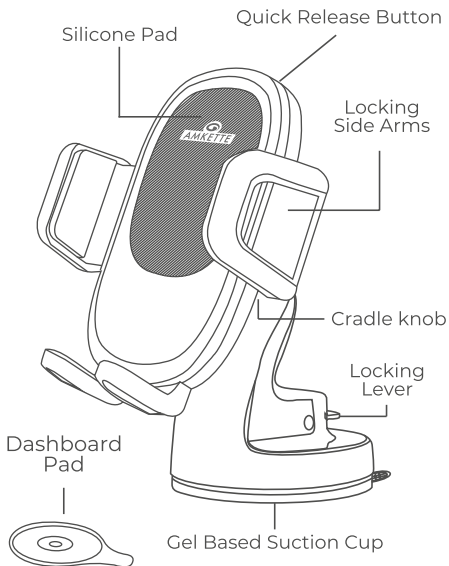
# iGrip Drive Compact

Car Phone Holder



USER GUIDE

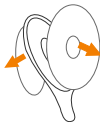
**KNOW YOUR**  
**iGrip Drive Compact**  
Car Phone Holder



## INSTALLING THE CAR PHONE HOLDER

### STEP-1

(Optional)



Remove the Protective Cover (White) and the Protective Film (Transparent) from the Dashboard Pad and place directly on the desired dashboard location with sticky side facing downwards.

\*Dashboard Pad for dashboard use only.  
(Ensure the surface is flat & clean)

### STEP-2



Remove the Protective Film from the Gel Based Suction Cup of Car Mount.

### STEP-3



Place the Gel Based Suction Cup on the desired surface and pull down the Locking Lever to secure the mount.

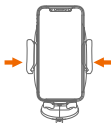
## MOUNTING YOUR PHONE

### STEP-4



Press the Quick Release Button to open the Locking Side Arms.

### STEP-5



Place the Smartphone inside the mount and Press the Locking Side Arms inside.

### STEP-6



Adjust Cradle in any angle with ball pivot joint.

## DASHBOARD PAD INSTRUCTIONS

- 1- Remove the Protective Cover (White) and Protective Film (Transparent) from Dashboard Pad
- 2- Place directly on desired Dashboard location with sticky side facing downwards.
- 3- Place Phone Holder over Dashboard Pad
  - Dashboard Pad is recommended to be used on textured surface to provide smooth glass like surface for easy mounting of car mount.
  - Use of Dashboard Pad is optional but recommended.



## REUSABLE GEL BASED SUCTION CUP

- 1- When dirty, simply wash with warm water
- 2- Let the Gel Based Suction Cup air dry to bring back like new



## WARRANTY STATEMENT

Amkette's iGrip Compact Car Phone Holder is backed by a 1 Year performance warranty against any manufacturing defects in material or workmanship from the date of original purchase. This warranty entitles the purchaser to get the product repaired or replaced under the following conditions:

- The warranty applies to the original purchaser. Proof of original purchase is required.
- The warranty does not cover the damage caused by misuse, abuse or improper storage.
- In no event shall Amkette be responsible for any direct, incidental, consequential or other damages of any kind.

Please contact our Technical Support Line and/or send the defective product, postage pre-paid, together with the proof of purchase to our Customer Care Service Center to avail warranty service. Return postage will be paid by us.

### Customer Care Service Centre:

Amkette House, C-64 / 4, Okhla Phase – II, New Delhi – 110020



1800-11-9090 (Toll Free)  
[9:30 AM - 6:00 PM] Mon – Sat



+91 9312691448  
[9:30 AM - 6:00 PM] Mon – Sat



techsupport@amkette.in

**For Hassle Free Service Register your product online at**  
[www.amkette.com/register](http://www.amkette.com/register)